

C公司简介 Company profile

寧波鑫都液壓機械有限公司是一家專業生產過渡接頭、軟管接頭等的液壓管件製造商，公司創建於2017年，地處長三角滬、杭、甬都市圈的交通樞紐中心—慈溪市勝山鎮工業開發區，北倚杭州灣跨海大橋，與上海緊密相連，東距深水良港—寧波北侖港僅50公里，地理位置優越，交通便利。

公司占地面積18000平方米，先進的設備與強大的技術團隊。產品廣泛用於工程機械、汽車製造、工業管道、船舶、能源、國防、自動化等領域，並遠銷歐美。

鑫都秉承“開拓創新、追求卓越”的理念，堅持“品質是企業的生命”的原則，向客戶提供最優良的品質、最有競爭力的價格、最一流的售後服務。

Ningbo Xindu Hydraulic Machinery Co.,Ltd. is a professional manufactory, which engaged in produce hydraulic fitting: hose connector, pipe fitting and ferrule. It was founded in 2017, located in Shengshan Industrial Development Zone Cixi city, where is the transportation hub of Shanghai, Hangzhou and Ningbo in Yangtze River Delta, leans on the Hangzhou Bay Sea-Crossing Bridge to North, close to Shainghai, only 50 kms away from Ningbo Beilun Harbor on East. Company has convenient transportation in advantageous geographical position.

Company covers an area of 18000 square meters, more than 200 employees. Company owns advanced equipment and a strong R & D team. Our products are widely used in fields of Construction machinery, Automobile manufacturing, Industrial pipe, Marine, Energy, Defence and Automation. Products are exported to Europe, the United States and all over the world.

XINDU adhered to the "pioneering and innovative, the pursuit of excellence" philosophy, the principle of "quality is the life", to provide customers with the best quality, the most competitive prices, the first-class after-sales service.

XINDU 鑫都液压

产品广泛用于工程机械、汽车制造、工业管道、船舶、能源、国防、自动化等领域
Products are widely used in construction machinery, automotive manufacturing, industrial pipelines, ships, energy, national defense, automation and other fields.





精良制造 赢创未来
Manufacturing Excellent To Earn Future

PRODUCT CONTENT

目录

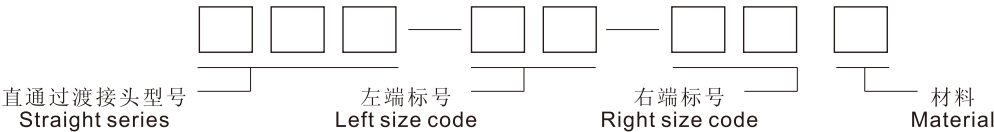
坚持质量第一的原则，提供优质满意的服务
一流的质量来源于一流的管理

一切
为了品质

| | |
|---------------------------------------|--------|
| 过渡接头代号说明 How To Order Adaptor | 01-02 |
| 过渡接头选型目录 How To Order Adaptor | 03-06 |
| DIN卡套接头 DIN Adaptor | A1-A53 |
| 美制过渡接头 America Adaptor | B1-B97 |
| 英制过渡接头 British Adaptor | C1-C73 |
| 公制过渡接头 Metric Adaptor | D1-D47 |
| 法兰接头 Flange Coupling(Flange Joint) | E1-E21 |
| 附加资料 Information | F1-F30 |
| 型号索引 Index | G1-G2 |

过渡接头代号说明 How To Order Adapter

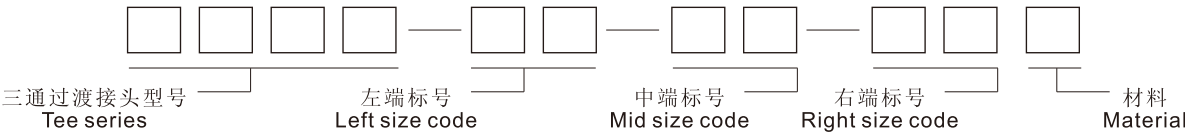
1.直通过渡接头代号Straight part no.



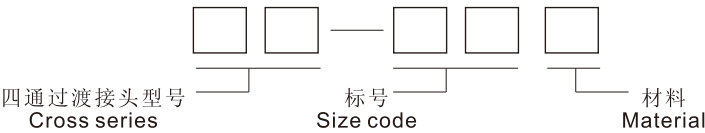
2.角弯过渡接头代号：在直通过渡接头型号后加 “4” 表示45° 弯曲过渡接头，在直通过渡接头型号后加 “9” 表示90° 弯曲过渡接头。如1BG9-04OG,1JT4-08-06SP等。

Elbow part NO.:Add suffix “4”for 45° elbow and suffix “9” for 90° elbow to the straight part numbe e.g, 1BG9-04OG and 1JT4-08-06SP.

3.三通过渡接头代号Tee part NO.



4.四通过渡接头代号Cross part NO.



对四通过渡接头一般四端都相同，因此只注一个标号。如四端不同，则第一组表示左端，第二组表示上端，第三组表示右端，第四组表示下端。

In general for cross fitting, the four ends thread is the same. If different, the first group means left, the second group means up, the third group means right and the fouth group means down.

5.当材料代号为碳钢时，则不标注材料代号，其他材料的代号如下表示。

| 材料 MATERIAL | 碳钢 CARBON STEEL | 铜 BRASS | 不锈钢 STAINLESS STEEL |
|-------------|-----------------|---------|---------------------|
| 代号 Code | ----- | BR | SS |

6.标号根据螺纹或尺寸大小来规定，具体按下表所示。Size code table:

| | | | | | | | | | | | |
|--|--------------|--------------|-------------|---------------|---------------|--------------|----------------|----------------|------------------|------------------|---------------|
| 英管螺纹 BSP THREAD | G1/8" X28 | G1/4" X19 | --- | G3/8" X19 | G1/2" X14 | G5/8" X14 | G3/4" X14 | G1" X11 | G1.1/4" X11 | G1.1/2" X11 | G2" X11 |
| 英锥管螺纹 BSPT THREAD | R1/8" X28 | R1/4" X19 | --- | R3/8" X19 | R1/2" X14 | --- | R3/4" X14 | R1" X11 | R1.1/4" X11 | R1.1/2" X11 | R2" X11 |
| 布锥管螺纹 NPT THREAD | Z1/8" X27 | Z1/4" X18 | --- | Z3/8" X18 | Z1/2" X14 | --- | G3/4" X14 | Z1" X11.5 | Z1.1/4" X11.5 | Z1.1/2" X11.5 | Z2" X11.5 |
| 美制JIC螺纹 JIC THREAD | --- | 7/16" X20 | 1/2" X20 | 9/16" X18 | 3/4" X16 | 7/8" X14 | 1.1/16" X12 | 1.5/16" X12 | 1.5/8" X12 | 1.7/8" X12 | 2.1/2" X12 |
| 美制ORFS螺纹 ORFS THREAD | --- | 9/16" X18 | --- | 11/16" X16 | 13/16" X16 | 1" X14 | 1.3/16" X12 | 1.7/16" X12 | 1.11/16" X12 | 2" X12 | --- |
| 美制SAE螺纹 SAE THREAD | --- | --- | --- | 5/8" X18 | --- | --- | 1.1/16" X14 | --- | --- | --- | --- |
| 法兰 FLANGE SIZE | --- | --- | --- | --- | 1/2" | 5/8" | 3/4" | 1" | 1.1/4" | 1.1/2" | 2" |
| 标号 SIZE CODE | 02 | 04 | 05 | 06 | 08 | 10 | 12 | 16 | 20 | 24 | 32 |
| 注：公制螺纹标号与螺纹外径一致。Note:The dash of metric thread accords with the O.D. Of thread | | | | | | | | | | | |

标注示例：

1BG直通过渡接头系列，左端接头螺纹为G1/2"X14,右端接头螺纹为G3/4"X14,用碳钢作的接头，代号为1BG-08-12,如用不锈钢制作，代号为1BG-08-12SS。

AJJN三通过渡接头系列，左端接头螺纹为9/16"X18,右端接头螺纹为Z1/2"X14,用碳钢制作的接头，代号为AJJN-06-06-08。

Example:

If 1BG left end thread is G1/2"X14, and right end thread is G3/4"X14, the fitting number is 1BG-08-12. If made of stainless steel, the fitting number is 1BG-08-12SS.

If AJJN left end thread is 9/16"X18 and right end thread is Z1/2"X14, the fitting number is AJJN-06-06-08.

DIN 卡套式管接头
DIN BIT TYPE TUBE FITTINGS

| | | | | | | | | | | | |
|----------------|--------------------|--------------------|--------------------|------------------|------------|--------------------|--------------------|--------------------|--------------------|--------------------|--------------------|
| 型号 PART NO. | 1C 1D | 1C9 1D9 | 1CB 1DB | 1CB-WD 1DB-WD | 1CG 1DG | 1CG4-OG 1DG4-OG | 1CG9-OG 1DG9-OG | 1CH 1DH | 1CH9-OG 1DH9-OG | 1CH4-OG 1DH4-OG | 1CI 1DI |
| Page/页码 | A1-A2 | A3 | A4 | A5 | A6 | A7 | A8 | A9 | A10 | A11 | A12 |
| 型号 PART NO. | 1CI-B 1DI-B | 1CJ 1DJ | 1CM 1DM | 1CM-WD 1DM-WD | 1CN 1DN | 1CN9 1DN9 | 1CO 1DO | 1CO9-OG 1DO9-OG | 1CT9-SO 1DT9-SP | 1CT-SO 1DT-SP | 1CW 1DW |
| Page/页码 | A13 | A14 | A15 | A16 | A17 | A18 | A19 | A20 | A21 | A22 | A23 |
| 型号 PART NO. | 1CW9 1DW9 | 1C-Y 1D-Y | 2BC-WD 2BD-WD | 2C | 2C9 2D9 | 2D | 2GC 2GD | 2JC 2JD | 2MC-WD 2MD-WD | 2WC 2WD | 3C 3D |
| Page/页码 | A24 | A25 | A26 | A27 | A28 | A29 | A30 | A31 | A32 | A33 | A34 |
| 型号 PART NO. | 4C 4D | 5CB 5DB | 5CM 5DM | 6C 6D | 6C9 6D9 | 8C | 9C 9D | AC AD | ACCG-OG ADDG-OG | ACCH-OG ADDH-OG | ACCO-OG ADDO-OG |
| Page/页码 | A35 | A36 | A37 | A38 | A39 | A40 | A40 | A41 | A42 | A43 | A44 |
| 型号 PART NO. | ACGC-OG ADGD-OG | ACHC-OG ADHD-OG | ACOC-OG ADOD-OG | BC BD | CC CD | NL NS | RL RS | XC XD | | | |
| Page/页码 | A45 | A46 | A47 | A48 | A49 | A50 | A50 | A51 | | | |

美制过渡接头
AMERICA ADAPTOR

| | | | | | | | | | | | |
|----------------|---------|-----|------------|--------|--------|---------|---------|---------|---------|--------|---------|
| 型号 PART NO. | 1J | 1J4 | 1J9 | 1JB-WD | 1JF | 1JG | 1JG4-OG | 1JG9-OG | 1JH | 1JL | 1JM |
| Page/页码 | B1 | B2 | B2 | B3 | B4 | B5 | B6 | B7 | B8 | B9 | B10 |
| 型号 PART NO. | 1JM-WD | 1JN | 1JN4 | 1JN9 | 1JN9-L | 1JN9-LL | 1JO | 1JO4-OG | 1JO9-OG | 1JT-SP | 1JT4-SP |
| Page/页码 | B11 | B12 | B13 | B14 | B15 | B15 | B16 | B17 | B18 | B19 | B20 |
| 型号 PART NO. | 1JT9-SP | 1O | 1O-OG | 2J | 2J4 | 2J9 | 2JF | 2NJ | 2TJ-SP | 3J | 4J |
| Page/页码 | B21 | B22 | B22 | B23 | B24 | B24 | B25 | B25 | B26 | B26 | B27 |
| 型号 PART NO. | 4O | 4ON | 5J 5J-S | 5JN | 5JN4 | 5JN9 | 5J-S | 5JT | 5JT9 | 5O | 6J |
| Page/页码 | B27 | B28 | B29 | B30 | B31 | B31 | B32 | B33 | B33 | B34 | B35 |
| 型号 PART NO. | 6J4 | 6J9 | 8J | 9J | 9J-CAP | AJ | AJ6JJ | AJJG-OG | AJJO-OG | AJNJ | BJ |
| Page/页码 | B36 | B37 | B38 | B38 | B38 | B39 | B40 | B41 | B42 | B43 | B44 |

英制过渡接头
British Adaptor

| | | | | | | | | | | | |
|----------------|--------|---------|---------|---------|---------|---------|--------|---------|---------|------|-----|
| 型号 PART NO. | 1S | 1SB | 1SG | 1ST4-SP | 1ST9-SP | 1ST-SP | 2S | 2S4 | 2S9 | 4S | 6S |
| Page/页码 | C1 | C1 | C2 | C2 | C3 | C4 | C5 | C6 | C6 | C7 | C7 |
| 型号 PART NO. | 9S | BS | CS | 1B | 1B-WD | 1B-2WD | 1B4 | 1B9 | 1BF | 1BF9 | 1BG |
| Page/页码 | C8 | C8 | C8 | C9 | C10 | C11 | C12 | C13 | C14 | C15 | C16 |
| 型号 PART NO. | 1BG-OG | 1BG4-OG | 1BG9-OG | 1BH | 1BH4-OG | 1BH9-OG | 1B-HS | 1BJ | 1BJ4 | 1BJ9 | 1BK |
| Page/页码 | C16 | C17 | C18 | C19 | C20 | C21 | C22 | C23 | C23 | C24 | C25 |
| 型号 PART NO. | 1BL | 1BM | 1BM-WD | 1BN | 1BN9 | 1BO | 1BT-SP | 1BT4-SP | 1BT9-SP | 1G | 2B |
| Page/页码 | C26 | C27 | C28 | C29 | C30 | C31 | C32 | C33 | C34 | C35 | C36 |

| | | | | | | | | | | | |
|----------------|-----|-----|-----|-----|-----|--------|-------|-----|--------|-----|-----|
| 型号 PART NO. | 2B4 | 2B9 | 2BA | 2BF | 2BJ | 2BJ-WD | 2B-WD | 2NB | 2TB-SP | 3B | 3B9 |
| Page/页码 | C37 | C37 | C38 | C39 | C40 | C41 | C42 | C43 | C44 | C45 | C46 |

| | | | | | | | | | | | |
|----------------|-----|-------|-----|--------|-----|-----|-----|-----|------|-------|-----|
| 型号 PART NO. | 4B | 4B-WD | 4BN | 4BN-WD | 5B | 5B9 | 5BN | 5BT | 5BT9 | 5B-WD | 5GB |
| Page/页码 | C46 | C47 | C47 | C48 | C49 | C50 | C50 | C51 | C52 | C53 | C54 |

| | | | | | | | | | | | |
|----------------|-----|--------|-----|-----|--------|-----|-----|-----|-----|-----|-----|
| 型号 PART NO. | 5NB | 5TB-SP | 6B | 7B | 7B9-PK | 8B | 9B | AB | BB | CB | DB |
| Page/页码 | C55 | C56 | C57 | C58 | C59 | C59 | C59 | C60 | C61 | C62 | C63 |

| | | | | | | | | | | | |
|----------------|-------|-----|-----|-------|--------|--------|-------|-------|--------|-----|--------|
| 型号 PART NO. | GB-PK | XB | ZB | 1T-SP | 1T4-SP | 1T9-SP | 4T-SP | 5T-SP | 5T9-SP | 7T | 7T4-PK |
| Page/页码 | C64 | C64 | C65 | C65 | C66 | C67 | C68 | C68 | C69 | C70 | C71 |

| | | | | | | | | | | | |
|----------------|--------|-------|-------|-----|-----|--|--|--|--|--|--|
| 型号 PART NO. | 7T9-PK | AT-SP | GT-PK | ZT | 9A | | | | | | |
| Page/页码 | C71 | C72 | C72 | C73 | C73 | | | | | | |

公制过渡接头
Metric Adaptor

| | | | | | | | | | | | |
|----------------|----|-----|-----|-----|---------|---------|-----|-----|-----|--------|-----|
| 型号 PART NO. | 1E | 1E9 | 1EG | 1EH | 1EH4-OG | 1EH9-OG | 1EL | 1EN | 1EO | 1ET-SP | 2E9 |
| Page/页码 | D1 | D2 | D3 | D4 | D5 | D6 | D7 | D8 | D9 | D10 | D11 |

| | | | | | | | | | | | |
|----------------|-----|-----|-----|-----|-----|-----|---------|-----|-----|-----|-----|
| 型号 PART NO. | 2WE | 4E | 6E | 6E9 | 9E | AE | AEHE-OG | BE | CE | XE | 1Q |
| Page/页码 | D11 | D12 | D13 | D14 | D15 | D15 | D16 | D17 | D17 | D18 | D19 |

| | | | | | | | | | | | |
|----------------|-----|-----|---------|-----|-----|---------|--------|-----|-----|-----|-------|
| 型号 PART NO. | 1QB | 1QG | 1QH9-OG | 1QL | 1QN | 1QT9-SP | 1QT-SP | 2Q9 | 4Q | 6Q | 6Q-LN |
| Page/页码 | D20 | D21 | D22 | D23 | D24 | D25 | D26 | D27 | D28 | D29 | D29 |

| | | | | | | | | | | | |
|----------------|-----|--------|-----|-----|-----|-----|-----|-----|-----|-----|-----|
| 型号 PART NO. | 6Q9 | 6Q9-LN | 9Q | AQ | 1H | 1M | 2M | 4H | 4HN | 4L | 4M |
| Page/页码 | D30 | D30 | D31 | D32 | D33 | D34 | D35 | D36 | D36 | D37 | D37 |

| | | | | | | | | | | | |
|----------------|-----|--------|-----|-----|-----|-----|-----|------|--------|---------|---------|
| 型号 PART NO. | 4MN | 4MN-WD | 1K | 1K9 | 1KG | 1KH | 1KN | 1KN9 | 1KT-SP | 1KT4-SP | 1KT9-SP |
| Page/页码 | D38 | D38 | D39 | D39 | D40 | D41 | D42 | D43 | D43 | D44 | D44 |

| | | | | | | | | | | | |
|----------------|-----|-----|-----|-----|-----|-----|-----|-----|--|--|--|
| 型号 PART NO. | 2K | 2K9 | 4K | 9K | AK | DK | BK | CK | | | |
| Page/页码 | D45 | D45 | D45 | D46 | D46 | D46 | D47 | D47 | | | |


法兰接头
Flange Coupling

| | | | | | | | | | | | |
|----------------|------|-------|------|-------|--------------|------|----------------|-------|------|-------|------|
| 型号 PART NO. | 1BFL | 1BFL9 | 1BFS | 1BFS9 | 2CFL 2DFL | 1DFS | 1CFL9 1DFL9 | 1DFS9 | 1FFL | 1FFL9 | 1FFS |
| Page/页码 | E1 | E1 | E2 | E2 | E3 | E4 | E5 | E6 | E7 | E7 | E8 |

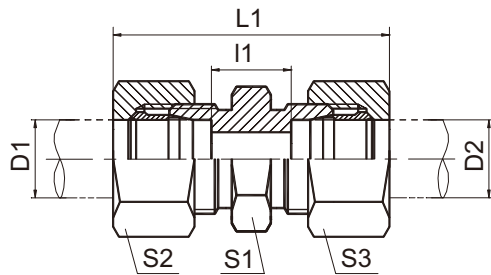
| | | | | | | | | | | | |
|----------------|-------|--------------|--------------------|---------|---------|------|-------|-------|------|-------|-------|
| 型号 PART NO. | 1FFS9 | 1FLW 1FSW | 1FLW-PM 1FSW-PM | 1FLW-IN | 1FSW-IN | 1JFL | 1JFL4 | 1JFL9 | 1JFS | 1JFS4 | 1JFS9 |
| Page/页码 | E8 | E9 | E10 | E11 | E12 | E13 | E14 | E15 | E16 | E17 | E18 |

| | | | | | | | | | | | |
|----------------|------------|----------------|----------|--------------|--|--|--|--|--|--|--|
| 型号 PART NO. | 4FL 4FS | 4FL-M 4FS-M | FL FS | FL-W FS-W | | | | | | | |
| Page/页码 | E19 | E20 | E21 | E22 | | | | | | | |

A
直通接头
STRAIGHT FITTINGS



1C/1D



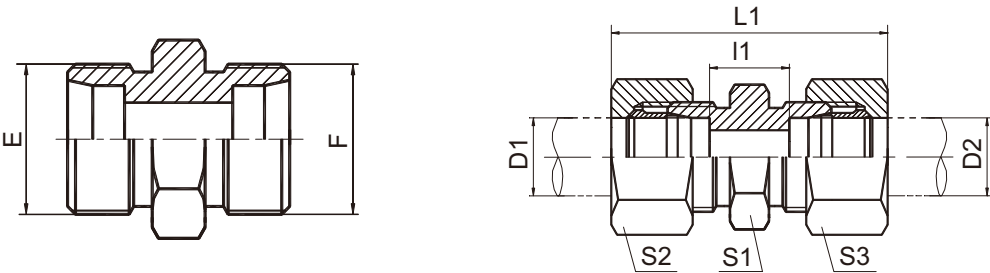
1C-RN/1D-RN

| 代 号 PART NO. | 螺 纹 THREAD | | 管子外径 TUBE O.D. | | 尺 寸 DIMENSIONS | | | | | 压力等级 MPa |
|-----------------|------------|---------|----------------|----|----------------|----|----|----|----|------------------|
| | E | F | D1 | D2 | I1 | L1 | S1 | S2 | S3 | |
| 1C-12 | M12X1.5 | M12X1.5 | 6 | 6 | 10 | 39 | 12 | 14 | 14 | 31.5 轻系列 L |
| 1C-14 | M14X1.5 | M14X1.5 | 8 | 8 | 11 | 40 | 14 | 17 | 17 | |
| 1C-16 | M16X1.5 | M16X1.5 | 10 | 10 | 13 | 42 | 17 | 19 | 19 | |
| 1C-18 | M18X1.5 | M18X1.5 | 12 | 12 | 14 | 43 | 19 | 22 | 22 | |
| 1C-22 | M22X1.5 | M22X1.5 | 15 | 15 | 16 | 46 | 24 | 27 | 27 | |
| 1C-26 | M26X1.5 | M26X1.5 | 18 | 18 | 16 | 48 | 27 | 32 | 32 | |
| 1C-30 | M30X2 | M30X2 | 22 | 22 | 20 | 52 | 32 | 36 | 36 | 16 轻系列 L |
| 1C-36 | M36X2 | M36X2 | 28 | 28 | 21 | 54 | 41 | 41 | 41 | |
| 1C-45 | M45X2 | M45X2 | 35 | 35 | 20 | 63 | 46 | 50 | 50 | |
| 1C-52 | M52X2 | M52X2 | 42 | 42 | 21 | 66 | 55 | 60 | 60 | |
| 1D-14 | M14X1.5 | M14X1.5 | 6 | 6 | 16 | 45 | 14 | 17 | 17 | 63 重系列 S |
| 1D-16 | M16X1.5 | M16X1.5 | 8 | 8 | 18 | 47 | 17 | 19 | 19 | |
| 1D-18 | M18X1.5 | M18X1.5 | 10 | 10 | 17 | 49 | 19 | 22 | 22 | |
| 1D-20 | M20X1.5 | M20X1.5 | 12 | 12 | 19 | 51 | 22 | 24 | 24 | |
| 1D-22 | M22X1.5 | M22X1.5 | 14 | 14 | 22 | 57 | 24 | 27 | 27 | 40 重系列 S |
| 1D-24 | M24X1.5 | M24X1.5 | 16 | 16 | 21 | 57 | 27 | 30 | 30 | |
| 1D-30 | M30X2 | M30X2 | 20 | 20 | 23 | 66 | 32 | 36 | 36 | |
| 1D-36 | M36X2 | M36X2 | 25 | 25 | 26 | 74 | 41 | 46 | 46 | |
| 1D-42 | M42X2 | M42X2 | 30 | 30 | 27 | 80 | 46 | 50 | 50 | 31.5重系列S |
| 1D-52 | M52X2 | M52X2 | 38 | 38 | 29 | 90 | 55 | 60 | 60 | |

注：如需带卡套及卡套螺母整套订货，则请在代号后加“RN”，如1C9-30RN。
Note: In case if you are interested to order the adapter in complete set with cutting ring and nut ,it is necessary to insert suffix "RN" after our part no., for example 1C9-30RN.

直通变径接头
STRAIGHT REDUCERS

A



1C/1D

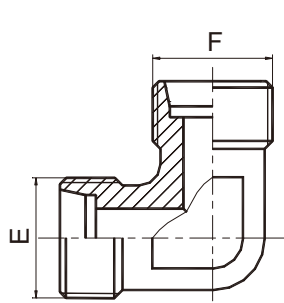
1C-RN/1D-RN

| 代 号 PART NO. | 螺 纹 THREAD | | 管子外径 TUBE O.D. | | 尺 寸 DIMENSIONS | | | | | 压力等级 MPa |
|-----------------|------------|---------|----------------|----|----------------|------|----|----|----|------------------|
| | E | F | D1 | D2 | L1 | I1 | S1 | S2 | S3 | |
| 1C-12-14 | M12X1.5 | M14X1.5 | 6 | 8 | 40 | 11 | 14 | 15 | 17 | 31.5 轻系列 L |
| 1C-12-16 | M12X1.5 | M16X1.5 | 6 | 10 | 41 | 12 | 17 | 15 | 19 | |
| 1C-12-18 | M12X1.5 | M18X1.5 | 6 | 12 | 42 | 13 | 19 | 15 | 22 | |
| 1C-14-16 | M14X1.5 | M16X1.5 | 8 | 10 | 41 | 13 | 17 | 17 | 19 | |
| 1C-14-18 | M14X1.5 | M18X1.5 | 8 | 12 | 42 | 13 | 19 | 17 | 22 | |
| 1C-16-18 | M16X1.5 | M18X1.5 | 10 | 12 | 43 | 14 | 19 | 19 | 22 | |
| 1C-16-22 | M16X1.5 | M22X1.5 | 10 | 15 | 44.5 | 15 | 24 | 19 | 27 | |
| 1C-16-26 | M16X1.5 | M26X1.5 | 10 | 18 | 46 | 15.5 | 27 | 19 | 32 | |
| 1C-18-22 | M18X1.5 | M22X1.5 | 12 | 15 | 44.5 | 15 | 24 | 22 | 27 | |
| 1C-18-26 | M18X1.5 | M26X1.5 | 12 | 18 | 46 | 15.5 | 27 | 22 | 32 | |
| 1C-18-30 | M18X1.5 | M30X2 | 12 | 22 | 48 | 17.5 | 32 | 22 | 36 | 16 轻系列 L |
| 1C-22-26 | M22X1.5 | M26X1.5 | 15 | 18 | 47.5 | 16.5 | 27 | 27 | 32 | |
| 1C-22-30 | M22X1.5 | M30X2 | 15 | 22 | 49.5 | 18.5 | 32 | 27 | 36 | |
| 1C-26-30 | M26X1.5 | M30X2 | 18 | 22 | 50 | 18 | 32 | 32 | 36 | |
| 1C-26-36 | M26X1.5 | M36X2 | 18 | 28 | 51.5 | 19 | 41 | 32 | 41 | |
| 1C-30-36 | M30X2 | M36X2 | 22 | 28 | 53.5 | 21 | 41 | 36 | 41 | |
| 1C-30-45 | M30X2 | M45X2 | 22 | 35 | 58.5 | 21 | 46 | 36 | 50 | |
| 1C-36-45 | M36X2 | M45X2 | 28 | 35 | 59 | 21 | 46 | 41 | 50 | 63 重系列 S |
| 1D-14-16 | M14X1.5 | M16X1.5 | 6 | 8 | 47 | 18 | 17 | 17 | 19 | |
| 1D-14-18 | M14X1.5 | M18X1.5 | 6 | 10 | 48 | 17.5 | 19 | 17 | 22 | |
| 1D-14-20 | M14X1.5 | M20X1.5 | 6 | 12 | 50 | 19.5 | 22 | 17 | 24 | |
| 1D-16-18 | M16X1.5 | M18X1.5 | 8 | 10 | 48 | 17.5 | 19 | 19 | 22 | |
| 1D-16-20 | M16X1.5 | M20X1.5 | 8 | 12 | 50 | 19.5 | 22 | 19 | 24 | |
| 1D-18-20 | M18X1.5 | M20X1.5 | 10 | 12 | 51 | 19 | 22 | 22 | 24 | |
| 1D-18-22 | M18X1.5 | M22X1.5 | 10 | 14 | 54 | 20.5 | 24 | 22 | 27 | |
| 1D-18-30 | M18X1.5 | M30X2 | 10 | 20 | 59.5 | 22 | 32 | 22 | 36 | 40 重系列 S |
| 1D-20-22 | M20X1.5 | M22X1.5 | 12 | 14 | 54 | 20.5 | 24 | 24 | 27 | |
| 1D-20-24 | M20X1.5 | M24X1.5 | 12 | 16 | 54 | 20 | 27 | 24 | 30 | |
| 1D-20-30 | M20X1.5 | M30X2 | 12 | 20 | 59.5 | 22 | 32 | 24 | 36 | |
| 1D-22-24 | M22X1.5 | M24X1.5 | 14 | 16 | 57 | 21.5 | 27 | 27 | 30 | |
| 1D-24-30 | M24X1.5 | M30X2 | 16 | 20 | 62.5 | 23 | 32 | 30 | 36 | |
| 1D-24-36 | M24X1.5 | M36X2 | 16 | 25 | 67.5 | 25.5 | 41 | 30 | 46 | |
| 1D-30-36 | M30X2 | M36X2 | 20 | 25 | 71 | 25.5 | 41 | 36 | 46 | |
| 1D-30-42 | M30X2 | M42X2 | 20 | 30 | 74 | 26 | 46 | 36 | 50 | |
| 1D-36-42 | M36X2 | M42X2 | 25 | 30 | 77 | 26.5 | 46 | 46 | 50 | |
| 1D-42-52 | M42X2 | M52X2 | 30 | 38 | 86.5 | 28.5 | 55 | 50 | 60 | 31.5重系列S |

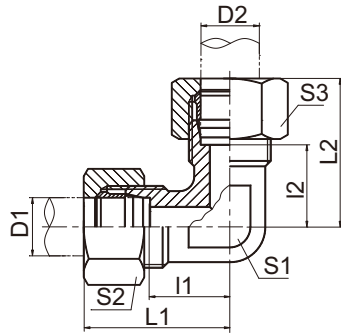
注：如需带卡套及卡套螺母整套订货，则请在代号后加“RN”，如1C9-30RN。
Note: In case if you are interested to order the adapter in complete set with cutting ring and nut ,it is necessary to insert suffix "RN" after our part no., for example 1C9-30RN.

A

90°弯曲接头
90° ELBOW FITTINGS



1C9/1D9



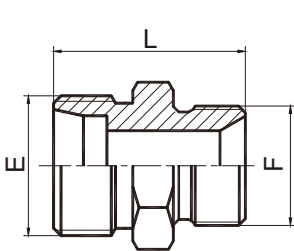
1C9-RN/1D9-RN

| 代 号 PART NO. | 螺 纹 THREAD | | 管子外径 TUBE O.D. | | 尺 寸 DIMENSIONS | | | | 压力等级 MPa |
|-----------------|------------|---------|----------------|----|----------------|-------|----|-------|------------------|
| | E | F | D1 | D2 | I1,I2 | L1,L2 | S1 | S2,S3 | |
| 1C9-12 | M12X1.5 | M12X1.5 | 6 | 6 | 12 | 27 | 12 | 14 | 31.5 轻系列 L |
| 1C9-14 | M14X1.5 | M14X1.5 | 8 | 8 | 14 | 29 | 12 | 17 | |
| 1C9-16 | M16X1.5 | M16X1.5 | 10 | 10 | 15 | 30 | 14 | 19 | |
| 1C9-18 | M18X1.5 | M18X1.5 | 12 | 12 | 17 | 32 | 17 | 22 | |
| 1C9-22 | M22X1.5 | M22X1.5 | 15 | 15 | 21 | 36 | 19 | 27 | |
| 1C9-26 | M26X1.5 | M26X1.5 | 18 | 18 | 23.5 | 40 | 24 | 32 | |
| 1C9-30 | M30X2 | M30X2 | 22 | 22 | 27.5 | 44 | 27 | 36 | 16 轻系列 L |
| 1C9-36 | M36X2 | M36X2 | 28 | 28 | 30.5 | 47 | 36 | 41 | |
| 1C9-45 | M45X2 | M45X2 | 35 | 35 | 34.5 | 56 | 41 | 50 | |
| 1C9-52 | M52X2 | M52X2 | 42 | 42 | 40 | 63 | 50 | 60 | |
| 1D9-14 | M14X1.5 | M14X1.5 | 6 | 6 | 16 | 31 | 12 | 17 | 63 重系列 S |
| 1D9-16 | M16X1.5 | M16X1.5 | 8 | 8 | 17 | 32 | 14 | 19 | |
| 1D9-18 | M18X1.5 | M18X1.5 | 10 | 10 | 17.5 | 34 | 17 | 22 | |
| 1D9-20 | M20X1.5 | M20X1.5 | 12 | 12 | 21.5 | 38 | 17 | 24 | |
| 1D9-22 | M22X1.5 | M22X1.5 | 14 | 14 | 22 | 40 | 19 | 27 | |
| 1D9-24 | M24X1.5 | M24X1.5 | 16 | 16 | 24.5 | 43 | 24 | 30 | 40 重系列 S |
| 1D9-30 | M30X2 | M30X2 | 20 | 20 | 26.5 | 48 | 27 | 36 | |
| 1D9-36 | M36X2 | M36X2 | 25 | 25 | 30 | 54 | 36 | 46 | |
| 1D9-42 | M42X2 | M42X2 | 30 | 30 | 35.5 | 62 | 41 | 50 | 31.5 重系列S |
| 1D9-52 | M52X2 | M52X2 | 38 | 38 | 41 | 72 | 50 | 60 | |

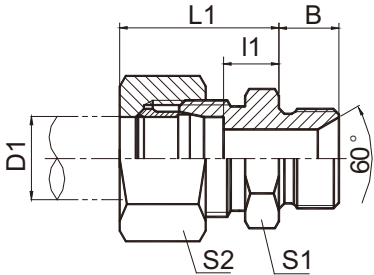
注：如需带卡套及卡套螺母整套订货，则请在代号后加“RN”，如1C9-30RN。
Note: In case if you are interested to order the adapter in complete set with cutting ring and nut ,it is necessary to insert suffix "RN" after our part no., for example 1C9-30RN.

英管螺纹60°锥密封或组合垫密封两用柱端
BSP THREAD 60° CONE SEALING OR BONDED SEAL STUD ENDS

A



1CB/1DB



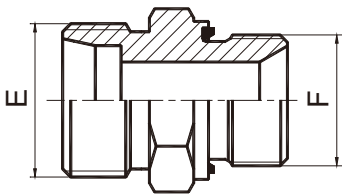
1CB-RN/1DB-RN

| 代 号 PART NO. | 螺 纹 THREAD | | 管子外径 TUBE O.D. D1 | 尺 寸 DIMENSIONS | | | | | | 压力等级 MPa |
|-----------------|------------|------------|----------------------|----------------|------|----|------|----|----|------------------|
| | E | F | | B | I1 | L1 | L | S1 | S2 | |
| 1CB-12-02 | M12X1.5 | G1/8"X28 | 6 | 10 | 8 | 23 | 24 | 14 | 14 | 31.5 轻系列 L |
| 1CB-12-04 | M12X1.5 | G1/4"X19 | 6 | 12 | 9 | 24 | 28 | 19 | 14 | |
| 1CB-14-02 | M14X1.5 | G1/8"X28 | 8 | 10 | 8 | 23 | 25 | 14 | 17 | |
| 1CB-14-04 | M14X1.5 | G1/4"X19 | 8 | 12 | 9 | 25 | 28 | 19 | 17 | |
| 1CB-14-06 | M14X1.5 | G3/8"X19 | 8 | 13.5 | 9 | 24 | 28.5 | 22 | 17 | |
| 1CB-16-04 | M16X1.5 | G1/4"X19 | 10 | 12 | 10 | 25 | 28 | 19 | 19 | |
| 1CB-16-06 | M16X1.5 | G3/8"X19 | 10 | 13.5 | 12.5 | 25 | 33 | 22 | 19 | |
| 1CB-16-08 | M16X1.5 | G1/2"X14 | 10 | 16 | 11 | 26 | 32 | 27 | 19 | |
| 1CB-18-04 | M18X1.5 | G1/4"X19 | 12 | 12 | 10 | 25 | 29 | 19 | 22 | |
| 1CB-18-06 | M18X1.5 | G3/8"X19 | 12 | 13.5 | 10 | 25 | 30.5 | 22 | 22 | |
| 1CB-18-08 | M18X1.5 | G1/2"X14 | 12 | 16 | 11 | 26 | 33 | 27 | 22 | |
| 1CB-18-12 | M18X1.5 | G3/4"X14 | 12 | 18.5 | 11 | 26 | 36.5 | 32 | 22 | |
| 1CB-22-06 | M22X1.5 | G3/8"X19 | 15 | 13.5 | 11 | 26 | 31.5 | 24 | 27 | |
| 1CB-22-08 | M22X1.5 | G1/2"X14 | 15 | 16 | 12 | 27 | 34 | 27 | 27 | |
| 1CB-26-08 | M26X1.5 | G1/2"X14 | 18 | 16 | 11.5 | 28 | 35 | 27 | 32 | |
| 1CB-26-12 | M26X1.5 | G3/4"X14 | 18 | 18.5 | 11.5 | 28 | 35.5 | 32 | 32 | |
| 1CB-30-12 | M30X2 | G3/4"X14 | 22 | 18.5 | 13.5 | 30 | 39.5 | 32 | 36 | 16 轻系列 L |
| 1CB-36-16 | M36X2 | G1"X11 | 28 | 20.5 | 14.5 | 31 | 42.5 | 41 | 41 | |
| 1CB-45-20 | M45X2 | G1.1/4"X11 | 35 | 20.5 | 15.5 | 37 | 45.5 | 50 | 50 | |
| 1CB-52-24 | M52X2 | G1.1/2"X11 | 42 | 23 | 16 | 39 | 50 | 55 | 60 | |
| 1DB-14-04 | M14X1.5 | G1/4"X19 | 6 | 12 | 13 | 28 | 30 | 19 | 17 | 63 重系列 S |
| 1DB-16-04 | M16X1.5 | G1/4"X19 | 8 | 12 | 13 | 28 | 32 | 19 | 19 | |
| 1DB-16-06 | M16X1.5 | G3/8"X19 | 8 | 13.5 | 15 | 32 | 35.5 | 22 | 19 | |
| 1DB-18-04 | M18X1.5 | G1/4"X19 | 10 | 12 | 12.5 | 29 | 32 | 19 | 22 | |
| 1DB-18-06 | M18X1.5 | G3/8"X19 | 10 | 13.5 | 14.5 | 31 | 33.5 | 22 | 22 | |
| 1DB-18-08 | M18X1.5 | G1/2"X14 | 10 | 16 | 14.5 | 31 | 36 | 27 | 22 | |
| 1DB-20-04 | M20X1.5 | G1/4"X19 | 12 | 12 | 14.5 | 31 | 34 | 22 | 24 | |
| 1DB-20-06 | M20X1.5 | G3/8"X19 | 12 | 13.5 | 14.5 | 31 | 35.5 | 22 | 24 | |
| 1DB-20-08 | M20X1.5 | G1/2"X14 | 12 | 16 | 14.5 | 31 | 38 | 27 | 24 | |
| 1DB-22-08 | M22X1.5 | G1/2"X14 | 14 | 16 | 16 | 34 | 40 | 27 | 27 | |
| 1DB-24-06 | M24X1.5 | G3/8"X19 | 16 | 13.5 | 15.5 | 34 | 37.5 | 27 | 30 | 40 重系列 S |
| 1DB-24-08 | M24X1.5 | G1/2"X14 | 16 | 16 | 15.5 | 34 | 40 | 27 | 30 | |
| 1DB-24-12 | M24X1.5 | G3/4"X14 | 16 | 18.5 | 17.5 | 36 | 44.5 | 32 | 30 | |
| 1DB-30-12 | M30X2 | G3/4"X14 | 20 | 18.5 | 17.5 | 39 | 48.5 | 32 | 36 | |
| 1DB-36-08 | M36X2 | G1/2"X14 | 25 | 16 | 19 | 43 | 48 | 38 | 46 | |
| 1DB-36-12 | M36X2 | G3/4"X14 | 25 | 18.5 | 19 | 43 | 50.5 | 38 | 46 | |
| 1DB-36-16 | M36X2 | G1"X11 | 25 | 20.5 | 20 | 44 | 52.5 | 41 | 46 | |
| 1DB-42-20 | M42X2 | G1.1/4"X11 | 30 | 20.5 | 21.5 | 48 | 54.5 | 50 | 50 | |
| 1DB-52-24 | M52X2 | G1.1/2"X11 | 38 | 23 | 23 | 54 | 62 | 55 | 60 | 31.5重系列S |

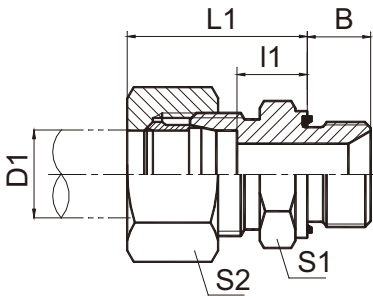
注：如需带卡套及卡套螺母整套订货，则请在代号后加“RN”，如1DB-20-08RN。
Note: In case if you are interested to order the adapter in complete set with cutting ring and nut ,it is necessary to insert suffix "RN" after our part no. , for example 1DB-20-08RN.

A

英管螺纹胶垫密封柱端
BSP THREAD WITH CAPTIVE SEAL



1CB-WD/1DB-WD

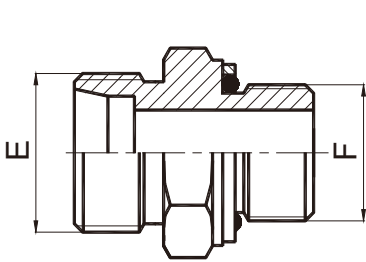


1CB-WD/RN
1DB-WD/RN

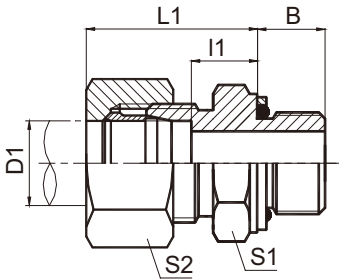
| 代 号 PART NO. | 螺 纹 THREAD | | 管子外径 TUBE O.D. | 尺 寸 DIMENSIONS | | | | | 压力等级 MPa |
|-----------------|------------|------------|----------------|----------------|------|------|----|----|------------------|
| | E | F | | B | I1 | L1 | S1 | S2 | |
| 1CB-12-02WD | M12X1.5 | G1/8"X28 | 6 | 8 | 8.5 | 23.5 | 14 | 14 | 31.5 轻系列 L |
| 1CB-12-04WD | M12X1.5 | G1/4"X19 | 6 | 12 | 10 | 25 | 19 | 14 | |
| 1CB-12-06WD | M12X1.5 | G3/8"X19 | 6 | 12 | 11.5 | 26.5 | 22 | 14 | |
| 1CB-14-02WD | M14X1.5 | G1/8"X28 | 8 | 8 | 9 | 24 | 14 | 17 | |
| 1CB-14-04WD | M14X1.5 | G1/4"X19 | 8 | 12 | 10 | 24 | 19 | 17 | |
| 1CB-14-06WD | M14X1.5 | G3/8"X19 | 8 | 12 | 11 | 26 | 22 | 17 | |
| 1CB-16-04WD | M16X1.5 | G1/4"X19 | 10 | 12 | 11 | 24.5 | 19 | 19 | |
| 1CB-16-06WD | M16X1.5 | G3/8"X19 | 10 | 12 | 12.5 | 26 | 22 | 19 | |
| 1CB-16-08WD | M16X1.5 | G1/2"X14 | 10 | 14 | 13 | 28 | 27 | 19 | |
| 1CB-18-04WD | M18X1.5 | G1/4"X19 | 12 | 12 | 12 | 27 | 19 | 22 | |
| 1CB-18-06WD | M18X1.5 | G3/8"X19 | 12 | 12 | 12.5 | 26 | 22 | 22 | |
| 1CB-18-08WD | M18X1.5 | G1/2"X14 | 12 | 14 | 14 | 28 | 27 | 22 | |
| 1CB-22-04WD | M22X1.5 | G1/4"X19 | 15 | 12 | 13 | 28 | 24 | 27 | |
| 1CB-22-06WD | M22X1.5 | G3/8"X19 | 15 | 12 | 13.5 | 28 | 24 | 27 | |
| 1CB-22-08WD | M22X1.5 | G1/2"X14 | 15 | 14 | 14 | 29 | 27 | 27 | |
| 1CB-22-12WD | M22X1.5 | G3/4"X14 | 15 | 16 | 15 | 29 | 32 | 27 | |
| 1CB-26-08WD | M26X1.5 | G1/2"X14 | 18 | 14 | 14.5 | 31 | 27 | 32 | 16 轻系列 L |
| 1CB-26-12WD | M26X1.5 | G3/4"X14 | 18 | 16 | 14.5 | 31 | 32 | 32 | |
| 1CB-30-12WD | M30X2 | G3/4"X14 | 22 | 16 | 16.5 | 33 | 32 | 36 | |
| 1CB-36-16WD | M36X2 | G1"X11 | 28 | 18 | 17.5 | 34 | 41 | 41 | |
| 1CB-45-20WD | M45X2 | G1.1/4"X11 | 35 | 20 | 17.5 | 39 | 50 | 50 | 63 重系列 S |
| 1CB-52-24WD | M52X2 | G1.1/2"X11 | 42 | 22 | 19 | 42 | 55 | 60 | |
| 1DB-14-04WD | M14X1.5 | G1/4"X19 | 6 | 12 | 15 | | 19 | 17 | |
| 1DB-16-04WD | M16X1.5 | G1/4"X19 | 8 | 12 | 15 | 30 | 19 | 19 | |
| 1DB-16-06WD | M16X1.5 | G3/8"X19 | 8 | 12 | 15.5 | 30 | 22 | 19 | |
| 1DB-18-04WD | M18X1.5 | G1/4"X19 | 10 | 12 | 14.5 | 31 | 19 | 22 | |
| 1DB-18-06WD | M18X1.5 | G3/8"X19 | 10 | 12 | 14.5 | 31 | 22 | 22 | |
| 1DB-18-08WD | M18X1.5 | G1/2"X14 | 10 | 14 | 17.5 | 34 | 27 | 22 | |
| 1DB-20-04WD | M20X1.5 | G1/4"X19 | 12 | 12 | 16.5 | 33 | 22 | 24 | 40 重系列 S |
| 1DB-20-06WD | M20X1.5 | G3/8"X19 | 12 | 12 | 15 | 33 | 22 | 24 | |
| 1DB-20-08WD | M20X1.5 | G1/2"X14 | 12 | 14 | 17.5 | 34 | 27 | 24 | |
| 1DB-22-08WD | M22X1.5 | G1/2"X14 | 14 | 14 | 19 | 37 | 27 | 27 | |
| 1DB-24-06WD | M24X1.5 | G3/8"X19 | 16 | 12 | 18 | 36.5 | 27 | 30 | |
| 1DB-24-08WD | M24X1.5 | G1/2"X14 | 16 | 14 | 18.5 | 37 | 27 | 30 | |
| 1DB-24-12WD | M24X1.5 | G3/4"X14 | 16 | 16 | 20.5 | 39 | 32 | 30 | |
| 1DB-30-12WD | M30X2 | G3/4"X14 | 20 | 16 | 20.5 | 42 | 32 | 36 | |
| 1DB-36-08WD | M36X2 | G1/2"X14 | 25 | 14 | 23 | 47 | 41 | 46 | |
| 1DB-36-12WD | M36X2 | G3/4"X14 | 25 | 16 | 23 | 47 | 41 | 46 | |
| 1DB-36-16WD | M36X2 | G1"X11 | 25 | 18 | 23 | 47 | 41 | 46 | 31.5重系列S |
| 1DB-42-20WD | M42X2 | G1.1/4"X11 | 30 | 20 | 23.5 | 50 | 50 | 50 | |
| 1DB-52-24WD | M52X2 | G1.1/2"X11 | 38 | 22 | 26 | 57 | 55 | 60 | |

注：如需带卡套及卡套螺母整套订货，则请在代号后加“RN”，如 1DB-20-08WD/RN。
Note: In case if you are interested to order the adapter in complete set with cutting ring and nut ,it is necessary to insert suffix "RN" after our part no., for example 1DB-20-08WD/RN.

英管螺纹O形圈密封柱端
BSP THREAD STUD ENDS WITH O-RING SEALING



1CG/1DG




1CG-RN/1DG-RN

| 代 号 PART NO. | 螺 纹 THREAD | | 管子外径 TUBE O.D. | 尺 寸 DIMENSIONS | | | | | 压力等级 MPa |
|-----------------|------------|------------|----------------|----------------|------|------|----|----|------------------|
| | E | F | | B | I1 | L1 | S1 | S2 | |
| 1CG-12-02 | M12X1.5 | G1/8"X28 | 6 | 9.5 | 8.5 | 23 | 14 | 14 | 31.5 轻系列 L |
| 1CG-12-04 | M12X1.5 | G1/4"X19 | 6 | 10 | 10 | 25 | 19 | 14 | |
| 1CG-14-04 | M14x1.5 | G1/4"X19 | 8 | 10 | 10 | 25 | 19 | 17 | |
| 1CG-14-06 | M14x1.5 | G3/8"X19 | 8 | 11.5 | 11.5 | 26 | 22 | 17 | |
| 1CG-14-08 | M14x1.5 | G1/2"X14 | 8 | 14 | 13 | 27.5 | 27 | 34 | |
| 1CG-16-04 | M16x1.5 | G1/4"X19 | 10 | 10 | 11 | 26 | 19 | 19 | |
| 1CG-16-06 | M16x1.5 | G3/8"X19 | 10 | 11.5 | 12.5 | 27 | 22 | 19 | |
| 1CG-16-08 | M16x1.5 | G1/2"X14 | 10 | 14 | 14 | 29 | 27 | 19 | |
| 1CG-18-06 | M18x1.5 | G3/8"X19 | 12 | 11.5 | 12.5 | 27 | 22 | 22 | |
| 1CG-18-08 | M18x1.5 | G1/2"X14 | 12 | 14 | 13 | 28 | 27 | 22 | |
| 1CG-22-06 | M22x1.5 | G3/8"X19 | 15 | 11.5 | 13.5 | 29 | 24 | 27 | |
| 1CG-22-08 | M22x1.5 | G1/2"X14 | 15 | 14 | 14 | 29 | 27 | 27 | |
| 1CG-22-12 | M22x1.5 | G3/4"X14 | 15 | 15.5 | 20 | 30 | 32 | 32 | 16 轻系列 L |
| 1CG-26-08 | M26x1.5 | G1/2"X14 | 18 | 14 | 14.5 | 31 | 27 | 32 | |
| 1CG-26-12 | M26x1.5 | G3/4"X14 | 18 | 15.5 | 14.5 | 32 | 32 | 32 | |
| 1CG-30-12 | M30x2 | G3/4"X14 | 22 | 15.5 | 16.5 | 33 | 32 | 36 | |
| 1CG-30-16 | M30x2 | G1"X11 | 22 | 18 | 17.5 | 35 | 41 | 36 | |
| 1CG-36-16 | M36x2 | G1"X11 | 28 | 18 | 17.5 | 34 | 41 | 41 | |
| 1CG-45-20 | M45x2 | G1.1/4"X11 | 35 | 20 | 17.5 | 39 | 50 | 50 | |
| 1CG-52-20 | M52X2 | G1.1/4"X11 | 42 | 20 | 19 | 42 | 55 | 60 | |
| 1CG-52-24 | M52x2 | G1.1/2"X11 | 42 | 21.5 | 19 | 42 | 55 | 60 | 63 重系列 S |
| 1CG-52-32 | M52x2 | G2"X11 | 42 | 24.5 | 25 | 44 | 70 | 60 | |
| 1DG-14-04 | M14X1.5 | G1/4"X19 | 6 | 10 | 13 | 28 | 19 | 17 | |
| 1DG-16-04 | M16X1.5 | G1/4"X19 | 8 | 10 | 15 | 31 | 19 | 19 | |
| 1DG-18-04 | M18x1.5 | G1/4"X19 | 10 | 10 | 14.5 | 31 | 19 | 22 | |
| 1DG-18-06 | M18x1.5 | G3/8"X19 | 10 | 11.5 | 15 | 31 | 22 | 22 | |
| 1DG-20-06 | M20x1.5 | G3/8"X19 | 12 | 11.5 | 17 | 32 | 22 | 24 | |
| 1DG-20-08 | M20x1.5 | G1/2"X14 | 12 | 14 | 17.5 | 34 | 27 | 24 | |
| 1DG-22-06 | M22x1.5 | G3/8"X19 | 14 | 11.5 | 19 | 37 | 24 | 27 | 40 重系列 S |
| 1DG-22-08 | M22x1.5 | G1/2"X14 | 14 | 14 | 19 | 37 | 27 | 27 | |
| 1DG-24-04 | M24x1.5 | G1/4"X19 | 16 | 11 | 18 | 37 | 27 | 30 | |
| 1DG-24-08 | M24x1.5 | G1/2"X14 | 16 | 14 | 18.5 | 37 | 27 | 30 | |
| 1DG-30-12 | M30x2 | G3/4"X14 | 20 | 15.5 | 20.5 | 42 | 32 | 36 | |
| 1DG-36-12 | M36x2 | G3/4"X14 | 25 | 15.5 | 23 | 47 | 41 | 46 | |
| 1DG-36-16 | M36x2 | G1"X11 | 25 | 18 | 17.5 | 47 | 41 | 46 | |
| 1DG-42-16 | M42x2 | G1"X11 | 30 | 18 | 23.5 | 48 | 46 | 50 | |
| 1DG-42-20 | M42x2 | G1.1/4"X11 | 30 | 20 | 23.5 | 50 | 50 | 50 | 31.5重系列S |
| 1DG-52-24 | M52x2 | G1.1/2"X11 | 38 | 21.5 | 26 | 57 | 55 | 60 | |

注：如需带卡套及卡套螺母整套订货，则请在代号后加“RN”，如1DG-20-08RN。
Note: In case if you are interested to order the adapter in complete set with cutting ring and nut ,it is necessary to insert suffix "RN" after our part no. , for example 1DG-20-08RN.

45°弯英管螺纹可调向O形圈密封柱端
45° ELBOW BSP THREAD ADJUSTABLE STUD ENDS WITH O-RING SEALING



1CG4-OG/1DG4-OG

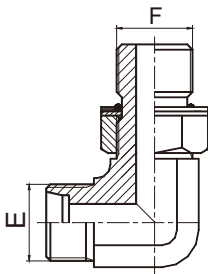
1CG4-OG/RN
1DG4-OG/RN

| 代 号 PART NO. | 螺 纹 THREAD | | 管子外径 TUBE O.D. | 尺 寸 DIMENSIONS | | | | | | 压力等级 MPa |
|-----------------|------------|------------|----------------|----------------|------|------|----|----|----|------------------|
| | E | F | | I1 | L1 | L2 | S1 | S2 | S3 | |
| 1CG4-12-02OG | M12X1.5 | G1/8"X28 | 6 | 10 | 25 | 24 | 11 | 14 | 14 | 31.5 轻系列 L |
| 1CG4-14-04OG | M14X1.5 | G1/4"X19 | 8 | 11 | 26 | 27 | 14 | 17 | 19 | |
| 1CG4-16-04OG | M16X1.5 | G1/4"X19 | 10 | 12.3 | 27.3 | 27 | 16 | 19 | 19 | |
| 1CG4-16-06OG | M16X1.5 | G3/8"X19 | 10 | 12.3 | 27.3 | 30 | 16 | 19 | 22 | |
| 1CG4-18-06OG | M18X1.5 | G3/8"X19 | 12 | 13 | 28 | 31 | 19 | 22 | 22 | |
| 1CG4-22-08OG | M22X1.5 | G1/2"X14 | 15 | 15 | 30 | 36 | 22 | 27 | 27 | |
| 1CG4-26-08OG | M26X1.5 | G1/2"X14 | 18 | 16.5 | 33 | 37.5 | 27 | 32 | 27 | |
| 1CG4-26-12OG | M26X1.5 | G3/4"X14 | 18 | 16.5 | 33 | 42 | 27 | 32 | 32 | |
| 1CG4-30-12OG | M30X2 | G3/4"X14 | 22 | 19.7 | 36.2 | 42.5 | 30 | 36 | 32 | 16 轻系列 L |
| 1CG4-36-16OG | M36X2 | G1"X11 | 28 | 21.5 | 38 | 44.5 | 36 | 41 | 41 | |
| 1CG4-45-20OG | M45X2 | G1.1/4"X11 | 35 | 25.5 | 47 | 50.5 | 48 | 50 | 50 | |
| 1DG4-14-04OG | M14X1.5 | G1/4"X19 | 6 | 13 | 28 | 27 | 14 | 17 | 19 | 63 重系列 S |
| 1DG4-16-04OG | M16X1.5 | G1/4"X19 | 8 | 13.3 | 28.3 | 27 | 16 | 19 | 19 | |
| 1DG4-18-06OG | M18X1.5 | G3/8"X19 | 10 | 13.5 | 30 | 31 | 19 | 22 | 22 | |
| 1DG4-20-06OG | M20X1.5 | G3/8"X19 | 12 | 13.5 | 30 | 31 | 19 | 24 | 22 | |
| 1DG4-22-08OG | M22X1.5 | G1/2"X14 | 14 | 16.3 | 34.3 | 36 | 22 | 27 | 27 | |
| 1DG4-24-08OG | M24X1.5 | G1/2"X14 | 16 | 16.2 | 34.7 | 36.5 | 24 | 30 | 27 | 40 重系列 S |
| 1DG4-30-12OG | M30X2 | G3/4"X14 | 20 | 18.7 | 40.2 | 42.5 | 30 | 36 | 32 | |
| 1DG4-36-16OG | M36X2 | G1"X11 | 25 | 21 | 45 | 44.5 | 36 | 46 | 41 | |
| 1DG4-42-20OG | M42X2 | G1.1/4"X11 | 30 | 24.3 | 50.8 | 47.5 | 41 | 50 | 50 | |

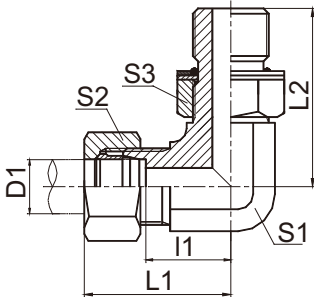
注：如需带卡套及卡套螺母整套订货，则请在代号后加“RN”，如 1CG4-30-12OG/RN。
Note: In case if you are interested to order the adapter in complete set with cutting ring and nut ,it is necessary to insert suffix "RN" after our part no. , for example 1CG4-30-12OG/RN.

90°弯英管螺纹可调向O形圈密封柱端
90° ELBOW BSP THREAD ADJUSTABLE STUD ENDS WITH O-RING SEALING

A



1CG9-OG/1DG9-OG



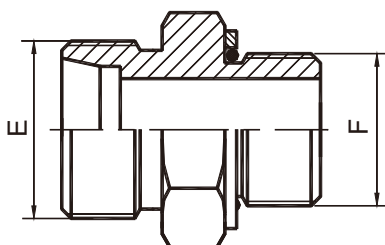
1CG9-OG/RN
1DG9-OG/RN

| 代 号 PART NO. | 螺 纹 THREAD | | 管子外径 TUBE O.D. | 尺 寸 DIMENSIONS | | | | | | 压力等级 MPa |
|-----------------|------------|------------|----------------|----------------|------|------|----|----|----|------------------|
| | E | F | | I1 | L1 | L2 | S1 | S2 | S3 | |
| 1CG9-12-02OG | M12X1.5 | G1/8"X28 | 6 | 13 | 28 | 26.2 | 11 | 14 | 14 | 31.5 轻系列 L |
| 1CG9-14-04OG | M14X1.5 | G1/4"X19 | 8 | 15.5 | 30.5 | 31.3 | 14 | 17 | 19 | |
| 1CG9-16-04OG | M16X1.5 | G1/4"X19 | 10 | 17.5 | 32.5 | 32.5 | 16 | 19 | 19 | |
| 1CG9-16-06OG | M16X1.5 | G3/8"X19 | 10 | 17.5 | 32.5 | 35.8 | 16 | 19 | 22 | |
| 1CG9-18-06OG | M18X1.5 | G3/8"X19 | 12 | 19 | 34 | 36.8 | 19 | 22 | 22 | |
| 1CG9-22-08OG | M22X1.5 | G1/2"X14 | 15 | 22 | 37 | 43.2 | 22 | 27 | 27 | |
| 1CG9-26-08OG | M26X1.5 | G1/2"X14 | 18 | 25.5 | 42 | 46 | 27 | 32 | 27 | |
| 1CG9-26-12OG | M26X1.5 | G3/4"X14 | 18 | 25.5 | 42 | 49.3 | 27 | 32 | 32 | |
| 1CG9-30-12OG | M30X2 | G3/4"X14 | 22 | 29.3 | 45.8 | 52 | 30 | 36 | 32 | 16 轻系列 L |
| 1CG9-30-16OG | M30X2 | G1"X11 | 22 | 31.5 | 48 | 53 | 33 | 36 | 41 | |
| 1CG9-36-16OG | M36X2 | G1"X11 | 28 | 33 | 49.8 | 56 | 36 | 41 | 41 | |
| 1CG9-36-20OG | M36X2 | G1.1/4"X11 | 28 | 36 | 52.8 | 59 | 41 | 41 | 50 | |
| 1CG9-45-20OG | M45X2 | G1.1/4"X11 | 35 | 39.2 | 60.7 | 63 | 48 | 50 | 50 | |
| 1CG9-52-24OG | M52X2 | G1.1/2"X11 | 42 | 44.8 | 67.8 | 68.5 | 55 | 60 | 55 | |
| 1DG9-14-04OG | M14X1.5 | G1/4"X19 | 6 | 17.5 | 32.5 | 31.3 | 14 | 17 | 19 | 63 重系列 S |
| 1DG9-16-04OG | M16X1.5 | G1/4"X19 | 8 | 18.7 | 33.7 | 32.5 | 16 | 19 | 19 | |
| 1DG9-16-06OG | M16X1.5 | G3/8"X19 | 8 | 18.7 | 33.7 | 35.8 | 16 | 19 | 22 | |
| 1DG9-18-06OG | M18X1.5 | G3/8"X19 | 10 | 19.5 | 36 | 36.8 | 19 | 22 | 22 | |
| 1DG9-20-06OG | M20X1.5 | G3/8"X19 | 12 | 19.5 | 36 | 36.8 | 19 | 24 | 22 | |
| 1DG9-22-08OG | M22X1.5 | G1/2"X14 | 14 | 23 | 41 | 43.2 | 22 | 27 | 27 | |
| 1DG9-24-08OG | M24X1.5 | G1/2"X14 | 16 | 24 | 42.5 | 43 | 24 | 30 | 27 | 40 重系列 S |
| 1DG9-30-12OG | M30X2 | G3/4"X14 | 20 | 28 | 49.5 | 52 | 30 | 36 | 32 | |
| 1DG9-36-16OG | M36X2 | G1"X11 | 25 | 32.8 | 56.8 | 56 | 36 | 46 | 41 | |
| 1DG9-42-20OG | M42X2 | G1.1/4"X11 | 30 | 36.2 | 62.7 | 58 | 41 | 50 | 50 | |
| 1DG9-52-24OG | M52X2 | G1.1/2"X11 | 38 | 45.8 | 76.8 | 68.5 | 55 | 60 | 55 | 31.5重系列S |

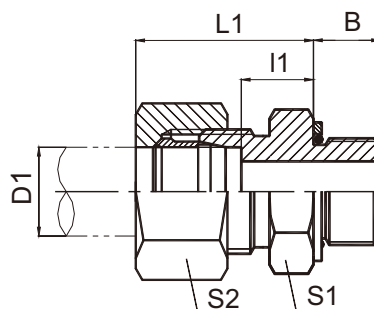
注：如需带卡套及卡套螺母整套订货，则请在代号后加“RN”，如1CG9-30-12OG/RN。
Note: In case if you are interested to order the adapter in complete set with cutting ring and nut ,it is necessary to insert suffix "RN" after our part no., for example 1CG9-30-12OG/RN.

A

公制外螺纹柱端 ISO 6149
METRIC THREAD STUD ENDS ISO 6149



1CH/1DH



1CH-RN/1DH-RN

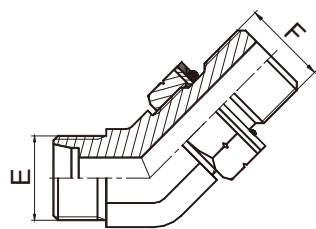
| 代 号 PART NO. | 螺 纹 THREAD | | 管子外径 D1 TUBE O.D. | O 形 圈 O RING | 尺 寸 DIMENSIONS | | | | | 压力等级 MPa |
|-----------------|------------|---------|----------------------|-----------------|----------------|------|------|----|----|------------------|
| | E | F | | | B | I1 | L1 | S1 | S2 | |
| 1CH-12-10 | M12X1.5 | M10X1 | 6 | O08.1X1.6 | 8.5 | 9.5 | 23 | 14 | 14 | 31.5 轻系列 L |
| 1CH-14 | M14X1.5 | M14X1.5 | 8 | O11.3X2.4 | 11 | 10 | 25 | 19 | 17 | |
| 1CH-14-12 | M14X1.5 | M12X1.5 | 8 | O09.3X2.4 | 11 | 10 | 25 | 17 | 17 | |
| 1CH-16-14 | M16X1.5 | M14X1.5 | 10 | O11.3X2.4 | 11 | 13 | 26 | 19 | 19 | |
| 1CH-18-14 | M18X1.5 | M14X1.5 | 12 | O11.3X2.4 | 11 | 11 | 25.5 | 19 | 22 | |
| 1CH-14-18 | M14X1.5 | M18X1.5 | 8 | O15.3X2.4 | 12.5 | 11.5 | 26.5 | 24 | 17 | |
| 1CH-16 | M16X1.5 | M16X1.5 | 10 | O13.3X2.4 | 11.5 | 13 | 28 | 22 | 19 | |
| 1CH-16-18 | M16X1.5 | M18X1.5 | 10 | O15.3X2.4 | 12.5 | 12.5 | 28 | 24 | 19 | |
| 1CH-18-16 | M18X1.5 | M16X1.5 | 12 | O13.3X2.4 | 11.5 | 12 | 27 | 22 | 22 | |
| 1CH-22-16 | M22X1.5 | M16X1.5 | 15 | O13.3X2.4 | 11.5 | 13.5 | 29.5 | 24 | 27 | |
| 1CH-22-18 | M22X1.5 | M18X1.5 | 15 | O15.3X2.4 | 12.5 | 13.5 | 29 | 24 | 27 | |
| 1CH-16-22 | M16X1.5 | M22X1.5 | 10 | O19.3X2.4 | 13 | 14 | 29.5 | 27 | 19 | |
| 1CH-22-20 | M22X1.5 | M20X1.5 | 15 | O17.3X2.4 | 12 | 15 | 30.5 | 27 | 27 | |
| 1CH-22 | M22X1.5 | M22X1.5 | 15 | O19.3X2.4 | 13 | 15 | 31 | 27 | 27 | |
| 1CH-26-22 | M26X1.5 | M22X1.5 | 18 | O19.3X2.4 | 13 | 14.5 | 31 | 27 | 32 | 16 轻系列 L |
| 1CH-26 | M26X1.5 | M26X1.5 | 18 | O23.5X3.0 | 13.5 | 13.5 | 31 | 32 | 32 | |
| 1CH-26-27 | M26X1.5 | M27X2 | 18 | O23.5X3.0 | 16 | 14.5 | 32 | 32 | 32 | |
| 1CH-26-33 | M26X1.5 | M33X2 | 18 | O29.5X3.0 | 16 | 15.5 | 33 | 41 | 32 | |
| 1CH-30-22 | M30X2 | M22X1.5 | 22 | O19.3X2.4 | 13 | 17.5 | 33 | 32 | 41 | |
| 1CH-30-27 | M30X2 | M27X2 | 22 | O23.5X3.0 | 16 | 16.5 | 33 | 32 | 36 | |
| 1CH-30 | M30X2 | M30X2 | 22 | O26.5X3.0 | 16 | 17.5 | 33 | 36 | 36 | |
| 1CH-36-27 | M36X2 | M27X2 | 28 | O23.5X3.0 | 16 | 17.5 | 34 | 41 | 41 | |
| 1CH-36-33 | M36X2 | M33X2 | 28 | O29.5X3.0 | 16 | 17.5 | 34 | 41 | 41 | |
| 1CH-36-42 | M36X2 | M42X2 | 28 | O38.5X3.0 | 16 | 18.5 | 35 | 50 | 41 | |
| 1CH-45-33 | M45X2 | M33X2 | 35 | O29.5X3.0 | 16 | 17.5 | 37 | 46 | 50 | 63 重系列 S |
| 1CH-45-42 | M45X2 | M42X2 | 35 | O38.5X3.0 | 16 | 17.5 | 37 | 50 | 50 | |
| 1CH-52-48 | M52X2 | M48X2 | 42 | O44.5X3.0 | 17.5 | 19 | | 55 | 60 | |
| 1DH-14 | M14X1.5 | M14X1.5 | 6 | O11.3X2.4 | 11 | 15 | 28 | 19 | 17 | |
| 1DH-14-12 | M14X1.5 | M12X1.5 | 6 | O09.3X2.4 | 11 | 13 | 28 | 17 | 17 | |
| 1DH-16-14 | M16X1.5 | M14X1.5 | 8 | O11.3X2.4 | 11 | 15 | 30 | 19 | 19 | |
| 1DH-18-16 | M18X1.5 | M16X1.5 | 10 | O13.3X2.4 | 11.5 | 15 | 31 | 22 | 22 | |
| 1DH-20-14 | M20X1.5 | M14X1.5 | 12 | O11.3X2.4 | 11 | 15 | 31 | 22 | 24 | |
| 1DH-20-16 | M20X1.5 | M16X1.5 | 12 | O13.3X2.4 | 11.5 | 15 | 31 | 22 | 24 | 40 重系列 S |
| 1DH-20-18 | M20X1.5 | M18X1.5 | 12 | O15.3X2.4 | 12.5 | 17 | 33 | 24 | 24 | |
| 1DH-20-22 | M20X1.5 | M22X1.5 | 12 | O19.3X2.4 | 13 | 17.5 | 35 | 27 | 30 | |
| 1DH-24-22 | M24X1.5 | M22X1.5 | 16 | O19.3X2.4 | 13 | 18.5 | 37 | 27 | 30 | |
| 1DH-30 | M30X2 | M30X2 | 20 | O26.5X3.0 | 16 | 20.5 | 42 | 36 | 36 | |
| 1DH-30-27 | M30X2 | M27X2 | 20 | O23.5X3.0 | 16 | 20.5 | 42 | 32 | 36 | |
| 1DH-30-33 | M30X2 | M33X2 | 20 | O29.5X3.0 | 16 | 22.5 | 42 | 41 | 36 | |
| 1DH-36-27 | M36X2 | M27X2 | 25 | O23.5X3.0 | 16 | 23 | 47 | 41 | 46 | |
| 1DH-36-33 | M36X2 | M33X2 | 25 | O29.5X3.0 | 16 | 23 | 47 | 41 | 46 | |
| 1DH-42 | M42X2 | M42X2 | 30 | O38.5X3.0 | 16 | 23.5 | 50 | 50 | 50 | |
| 1DH-42-48 | M42X2 | M48X2 | 30 | O44.5X3.0 | 17.5 | 26.5 | 52 | 55 | 50 | |

注：如需带卡套及卡套螺母整套订货，则请在代号后加“RN”，如 1DH-20-18RN。

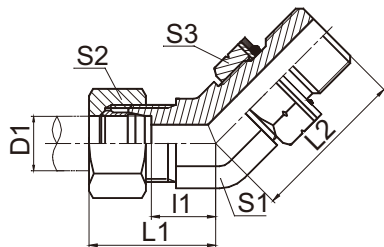
Note: In case if you are interested to order the adapter in complete set with cutting ring and nut ,it is necessary to insert suffix "RN" after our part no., for example 1DH-20-18RN.

45°弯公制外螺纹24°锥/公制外螺纹可调向柱端ISO 6149-2
45° ELBOW METRIC MALE 24° CONE/METRIC MALE ADJUSTABLE STUD END ISO 6149-2

A



1CH4-OG/1DH4-OG



1CH4-OG/RN
1DH4-OG/RN

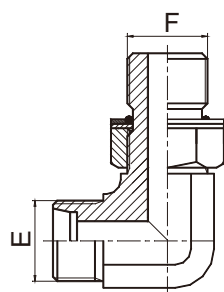
| 代 号 PART NO. | 螺 纹 THREAD | | 管子外径D1 TUBE O.D. | O 形 圈 O RING | 尺 寸 DIMENSIONS | | | | | | 压力等级 MPa |
|-----------------|-------------|---------|---------------------|-----------------|-----------------|------|------|----|----|----|--------------------------|
| | E | F | | | l1 | L1 | L2 | S1 | S2 | S3 | |
| 1CH4-12-10OG | M12X1.5 | M10X1 | 6 | O08.1X1.6 | 10 | 25 | 25.5 | 11 | 14 | 14 | 31.5 轻系列 L |
| 1CH4-14-12OG | M14X1.5 | M12X1.5 | 8 | O09.3X2.4 | 11 | 26 | 30 | 14 | 17 | 17 | |
| 1CH4-16-14OG | M16X1.5 | M14X1.5 | 10 | O11.3X2.4 | 12.3 | 27.3 | 30.5 | 16 | 19 | 19 | |
| 1CH4-18-16OG | M18X1.5 | M16X1.5 | 12 | O13.3X2.4 | 13 | 28 | 34 | 19 | 22 | 22 | |
| 1CH4-22-18OG | M22X1.5 | M18X1.5 | 15 | O15.3X2.4 | 15 | 30 | 38 | 22 | 27 | 24 | |
| 1CH4-26-22OG | M26X1.5 | M22X1.5 | 18 | O19.3X2.4 | 16.5 | 33 | 40.5 | 27 | 32 | 27 | |
| 1CH4-30-27OG | M30X2 | M27X2 | 22 | O23.5X3.0 | 19.7 | 36.2 | 48 | 30 | 36 | 32 | 16 轻系列 L |
| 1CH4-36-33OG | M36X2 | M33X2 | 28 | O29.5X3.0 | 21.5 | 38 | 49.5 | 36 | 41 | 41 | |
| 1CH4-45-42OG | M45X2 | M42X2 | 35 | O38.5X3.0 | 25.5 | 47 | 55 | 48 | 50 | 50 | |
| 1DH4-14-12OG | M14X1.5 | M12X1.5 | 6 | O09.3X2.4 | 13 | 28 | 30 | 14 | 17 | 17 | 40 重系列 S |
| 1DH4-16-14OG | M16X1.5 | M14X1.5 | 8 | O11.3X2.4 | 13.3 | 28.3 | 30.5 | 16 | 19 | 19 | |
| 1DH4-18-16OG | M18X1.5 | M16X1.5 | 10 | O13.3X2.4 | 13.5 | 30 | 34 | 19 | 22 | 22 | |
| 1DH4-20-18OG | M20X1.5 | M18X1.5 | 12 | O15.3X2.4 | 13.5 | 30 | 37 | 19 | 24 | 24 | |
| 1DH4-24-22OG | M24X1.5 | M22X1.5 | 16 | O19.3X2.4 | 16.2 | 34.7 | 40 | 24 | 30 | 27 | |
| 1DH4-30-27OG | M30X2 | M27X2 | 20 | O23.5X3.0 | 18.7 | 40.2 | 48 | 30 | 36 | 32 | |
| 1DH4-36-33OG | M36X2 | M33X2 | 25 | O29.5X3.0 | 21 | 45 | 49.5 | 36 | 46 | 41 | 31.5重系列S |
| 1DH4-42-42OG | M42X2 | M42X2 | 30 | O38.5X3.0 | 24.3 | 50.8 | 54 | 41 | 50 | 50 | 25重系列S |

注：1 如需带卡套及卡套螺母整套订货，则请在代号后加“RN”，如1CH4-30-27OG/RN。2 F端与ISO 9974-1油口相配，去掉挡圈则与ISO 6149-1油口相配。

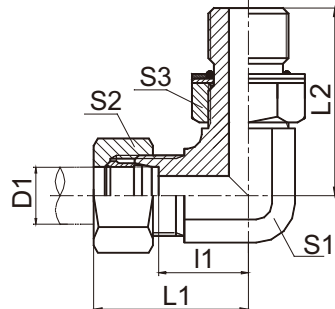
Note: 1 In case if you are interested to order the adapter in complete set with cutting ring and nut ,it is necessary to insert suffix "RN" after our part no., for example 1CH4-30-27OG/RN. 2 F end is connected with ISO 9974-1 port and connected with ISO 6149-1 port without retaining ring.

A

90°弯公制外螺纹可调向柱端 ISO 6149
90° ELBOW METRIC THREAD ADJUSTABLE STUD ENDS ISO 6149



1CH9-OG /1DH9-OG



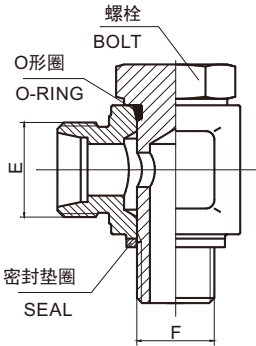
1CH9-OG/RN
1DH9-OG/RN

| 代号 PART NO. | 螺 纹 THREAD | | 管子外径D1 TUBE O.D. | O 形 圈 O RING | 尺 寸 DIMENSIONS | | | | | | 压力等级 MPa |
|----------------|------------|---------|---------------------|-----------------|----------------|------|------|----|----|----|------------------|
| | E | F | | | I1 | L1 | L2 | S1 | S2 | S3 | |
| 1CH9-12-10OG | M12X1.5 | M10X1 | 6 | O08.1X1.6 | 13 | 28 | 26.5 | 11 | 14 | 14 | 31.5 轻系列 L |
| 1CH9-14-12OG | M14X1.5 | M12X1.5 | 8 | O09.3X2.4 | 15.5 | 30.5 | 32 | 14 | 17 | 17 | |
| 1CH9-16-14OG | M16X1.5 | M14X1.5 | 10 | O11.3X2.4 | 17.5 | 32.5 | 34 | 16 | 19 | 19 | |
| 1CH9-18-16OG | M18X1.5 | M16X1.5 | 12 | O13.3X2.4 | 19 | 34 | 36 | 19 | 22 | 22 | |
| 1CH9-22-18OG | M22X1.5 | M18X1.5 | 15 | O15.3X2.4 | 22 | 37 | 39.5 | 22 | 27 | 24 | |
| 1CH9-26-22OG | M26X1.5 | M22X1.5 | 18 | O19.3X2.4 | 25.5 | 42 | 43.5 | 27 | 32 | 27 | |
| 1CH9-30-27OG | M30X2 | M27X2 | 22 | O23.5X3.0 | 29.3 | 45.8 | 50 | 30 | 36 | 32 | 16 轻系列L |
| 1CH9-36-33OG | M36X2 | M33X2 | 28 | O29.5X3.0 | 33.3 | 49.8 | 54 | 36 | 41 | 41 | |
| 1DH9-14-12OG | M14X1.5 | M12X1.5 | 6 | O09.3X2.4 | 17.5 | 32.5 | 32 | 14 | 17 | 17 | 63 重系列 S |
| 1DH9-16-14OG | M16X1.5 | M14X1.5 | 8 | O11.3X2.4 | 18.7 | 33.7 | 34 | 16 | 19 | 19 | |
| 1DH9-18-16OG | M18X1.5 | M16X1.5 | 10 | O13.3X2.4 | 19.5 | 36 | 36 | 19 | 22 | 22 | |
| 1DH9-20-18OG | M20X1.5 | M18X1.5 | 12 | O15.3X2.4 | 19.5 | 36 | 37 | 19 | 24 | 24 | |
| 1DH9-22-20OG | M22X1.5 | M20X1.5 | 14 | O17.3X2.4 | 23 | 41 | 40 | 22 | 27 | 27 | |
| 1DH9-24-22OG | M24X1.5 | M22X1.5 | 16 | O19.3X2.4 | 24 | 42 | 37.5 | 24 | 30 | 27 | |
| 1DH9-30-27OG | M30X2 | M27X2 | 20 | O23.5X3.0 | 28.3 | 49.8 | 50 | 30 | 36 | 32 | 40 重系列 S |
| 1DH9-36-33OG | M36X2 | M33X2 | 25 | O29.5X3.0 | 32.8 | 56.8 | 54 | 36 | 46 | 41 | |
| 1DH9-42OG | M42X2 | M42X2 | 30 | O38.5X3.0 | 36.2 | 62.7 | 57.2 | 41 | 50 | 50 | |

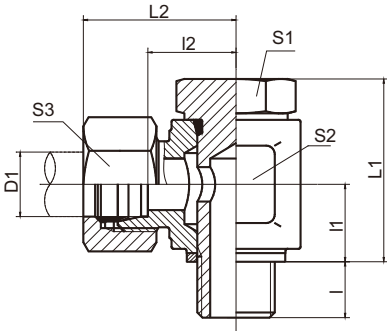
注：如需带卡套及卡套螺母整套订货，则请在代号后加“RN”，如1DH9-20-18OG/RN。
Note: In case if you are interested to order the adapter in complete set with cutting ring and nut ,it is necessary to insert suffix "RN" after our part no., for example 1DH9-20-18OG/RN.

公制螺纹铰接接头
METRIC BANJO

A



1CI/1DI

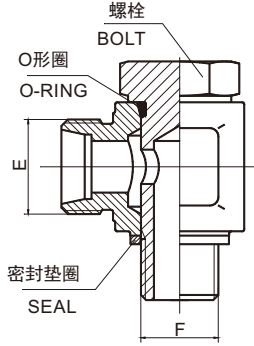


1CI-RN/1DI-RN

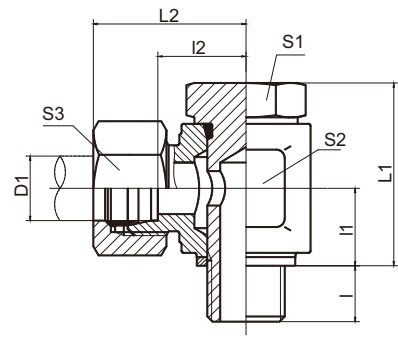
| 代 号 PART NO. | 螺 纹THREAD | | 管子外径D1 TUBE O.D. | 尺 寸DIMENSIONS | | | | | | | | 螺栓 BOLT | O形圈 O-RING | 密封垫圈 SEAL | 压力等级 MPa |
|-----------------|-----------|---------|---------------------|---------------|------|------|------|----|----|----|----|------------|---------------|--------------|------------------|
| | E | F | | I | I1 | L1 | I2 | L2 | S1 | S2 | S3 | | | | |
| 1CI-12-10 | M12X1.5 | M10X1 | 6 | 8 | 11 | 25.5 | 12 | 27 | 14 | 17 | 14 | 700M-10I | O08.1X1.6 | ZHD-10 | 31.5 轻系列 L |
| 1CI-14-12 | M14X1.5 | M12X1.5 | 8 | 12 | 14.5 | 33 | 14.5 | 29 | 17 | 22 | 17 | 700M-12I | O09.3X2.4 | ZHD-12 | |
| 1CI-16-14 | M16X1.5 | M14X1.5 | 10 | 12 | 14.5 | 33 | 16.5 | 31 | 19 | 24 | 19 | 700M-14I | O11.3X2.4 | ZHD-14 | |
| 1CI-18-16 | M18X1.5 | M16X1.5 | 12 | 12 | 17 | 39 | 19 | 34 | 22 | 27 | 22 | 700M-16I | O13.3X2.4 | ZHD-16 | |
| 1CI-22-18 | M22X1.5 | M18X1.5 | 15 | 12 | 18.5 | 42 | 21.5 | 37 | 24 | 30 | 27 | 700M-18I | O15.3X2.4 | ZHD-18 | |
| 1CI-26-22 | M26X1.5 | M22X1.5 | 18 | 14 | 21.5 | 49 | 22 | 38 | 27 | 32 | 32 | 700M-22I | O19.3X2.4 | ZHD-22 | |
| 1CI-30-26 | M30X2 | M26X1.5 | 22 | 16 | 24 | 56 | 28.5 | 45 | 36 | 41 | 36 | 700M-26I | O23.5X3.0 | ZHD-27 | 16 轻系列 L |
| 1CI-36-33 | M36X2 | M33X2 | 28 | 18 | 30.5 | 71 | 33 | 50 | 41 | 50 | 41 | 700M-33I | O29.5X3.0 | ZHD-33 | |
| 1CI-45-42 | M45X2 | M42X2 | 35 | 20 | 35.5 | 82 | 37 | 59 | 50 | 60 | 50 | 700M-42I | O38.5X3.0 | ZHD-42 | |
| 1CI-52-48 | M52X2 | M48X2 | 42 | 22 | 40.5 | 93 | 41.5 | 64 | 55 | 70 | 60 | 700M-48I | O44.5X3.0 | ZHD-48 | |
| 1DI-14-12 | M14X1.5 | M12X1.5 | 6 | 12 | 14.5 | 33 | 16.5 | 31 | 17 | 22 | 17 | 700M-12I | O09.3X2.4 | ZHD-12 | 63 重系列 S |
| 1DI-16-14 | M16X1.5 | M14X1.5 | 8 | 12 | 14.5 | 33 | 17.5 | 32 | 19 | 24 | 19 | 700M-14I | O11.3X2.4 | ZHD-14 | |
| 1DI-18-16 | M18X1.5 | M16X1.5 | 10 | 12 | 17 | 39 | 19.5 | 36 | 22 | 27 | 22 | 700M-16I | O13.3X2.4 | ZHD-16 | |
| 1DI-20-18 | M20X1.5 | M18X1.5 | 12 | 12 | 18.5 | 42 | 21 | 37 | 24 | 30 | 24 | 700M-18I | O15.3X2.4 | ZHD-18 | |
| 1DI-22-20 | M22X1.5 | M20X1.5 | 14 | 14 | 20 | 46 | 23.5 | 41 | 27 | 32 | 27 | 700M-20I | O17.3X2.4 | ZHD-20 | |
| 1DI-24-22 | M24X1.5 | M22X1.5 | 16 | 14 | 21.5 | 49 | 23 | 41 | 27 | 32 | 30 | 700M-22I | O19.3X2.4 | ZHD-22 | |
| 1DI-30-27 | M30X2 | M27X2 | 20 | 16 | 24 | 56 | 27.5 | 49 | 36 | 41 | 36 | 700M-27I | O23.5X3.0 | ZHD-27 | 40 重系列 S |
| 1DI-36-33 | M36X2 | M33X2 | 25 | 18 | 30.5 | 71 | 32.5 | 57 | 41 | 50 | 46 | 700M-33I | O29.5X3.0 | ZHD-33 | |
| 1DI-42 | M42X2 | M42X2 | 30 | 20 | 35.5 | 82 | 38 | 65 | 50 | 60 | 50 | 700M-42I | O38.5X3.0 | ZHD-42 | |
| 1DI-52-48 | M52X2 | M48X2 | 38 | 22 | 40.5 | 93 | 42.5 | 73 | 55 | 70 | 60 | 700M-48I | O44.5X3.0 | ZHD-48 | |

注：如需带卡套及卡套螺母整套订货，则请在代号后加“RN”，如1D1-36-33RN。
Note: In case if you are interested to order the adapter in complete set with cutting ring and nut ,it is necessary to insert suffix "RN" after our part no., for example 1D1-36-33RN.

英管螺纹铰接接头
BSP BANJO



1CI-B/1DI-B



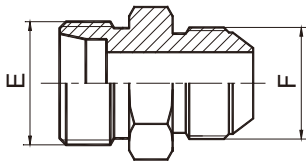
1CI-B/RN
1DI-B/RN

| 代号 PART NO. | 螺纹THREAD | | 管子外径D1 TUBE O.D. | 尺寸 DIMENSIONS | | | | | | | | 螺栓 BOLT | O 形圈 O-RING | 密封垫圈 SEAL | 压力等级 MPa |
|----------------|----------|---------|---------------------|---------------|------|------|------|------|----|----|----|------------|----------------|--------------|------------------|
| | E | F | | I | I1 | L1 | I2 | L2 | S1 | S2 | S3 | | | | |
| 1CI-12-B02 | M12X1.5 | G1/8" | 6 | 8 | 11 | 25.5 | 12 | 27 | 14 | 17 | 14 | 720B-02I | O08.1X1.6 | ZHD-10 | 31.5 轻系列 L |
| 1CI-14-B04 | M14X1.5 | G1/4" | 8 | 12 | 14.5 | 33 | 15.5 | 30 | 19 | 24 | 17 | 720B-04I | O11.3X2.4 | ZHD-14 | |
| 1CI-16-B04 | M16X1.5 | G1/4" | 10 | 12 | 14.5 | 33 | 16.5 | 31 | 19 | 24 | 19 | 720B-04I | O11.3X2.4 | ZHD-14 | |
| 1CI-18-B06 | M18X1.5 | G3/8" | 12 | 12 | 16.5 | 38 | 19 | 34.5 | 24 | 27 | 22 | 720B-06I | O15.3X2.4 | ZHD-18 | |
| 1CI-22-B08 | M22X1.5 | G1/2" | 15 | 14 | 21.5 | 49 | 22.5 | 38 | 27 | 32 | 27 | 720B-08I | O19.3X2.4 | ZHD-22 | |
| 1CI-26-B08 | M26X1.5 | G1/2" | 18 | 14 | 21.5 | 49 | 22 | 38 | 27 | 32 | 32 | 720B-08I | O19.3X2.4 | ZHD-22 | |
| 1CI-30-B12 | M30X2 | G3/4" | 22 | 16 | 24 | 56 | 28.5 | 45 | 36 | 41 | 36 | 720B-12I | O23.5X3.0 | ZHD-27 | 16 轻系列 L |
| 1CI-36-B16 | M36X2 | G1" | 28 | 18 | 30.5 | 71 | 33 | 50 | 41 | 50 | 41 | 720B-16I | O29.5X3.0 | ZHD-33 | |
| 1CI-45-B20 | M45X2 | G1.1/4" | 35 | 20 | 35.5 | 82 | 37 | 59 | 50 | 60 | 50 | 720B-20I | O38.5X3.0 | ZHD-42 | |
| 1CI-52-B24 | M52X2 | G1.1/2" | 42 | 22 | 40.5 | 93 | 41.5 | 64 | 55 | 70 | 60 | 720B-24I | O44.5X3.0 | ZHD-48 | |
| 1DI-14-B04 | M14X1.5 | G1/4" | 6 | 12 | 14.5 | 33 | 17.5 | 32 | 19 | 24 | 17 | 720B-04I | O11.3X2.4 | ZHD-14 | 63 重系列 S |
| 1DI-16-B04 | M16X1.5 | G1/4" | 8 | 12 | 14.5 | 33 | 17.5 | 32 | 19 | 24 | 19 | 720B-04I | O11.3X2.4 | ZHD-14 | |
| 1DI-18-B06 | M18X1.5 | G3/8" | 10 | 12 | 16.5 | 38 | 21 | 38 | 24 | 30 | 22 | 720B-06I | O15.3X2.4 | ZHD-18 | |
| 1DI-20-B06 | M20X1.5 | G3/8" | 12 | 12 | 16.5 | 38 | 21 | 38 | 24 | 30 | 24 | 720B-06I | O15.3X2.4 | ZHD-18 | |
| 1DI-22-B08 | M22X1.5 | G1/2" | 14 | 14 | 21.5 | 49 | 23.5 | 41 | 27 | 32 | 27 | 720B-08I | O19.3X2.4 | ZHD-22 | |
| 1DI-24-B08 | M24X1.5 | G1/2" | 16 | 14 | 21.5 | 49 | 23 | 41 | 27 | 32 | 30 | 720B-08I | O19.3X2.4 | ZHD-22 | |
| 1DI-30-B12 | M30X2 | G3/4" | 20 | 16 | 24 | 56 | 27.5 | 49 | 36 | 41 | 36 | 720B-12I | O23.5X3.0 | ZHD-27 | 40 重系列 S |
| 1DI-36-B16 | M36X2 | G1" | 25 | 18 | 30.5 | 71 | 32.5 | 57 | 41 | 50 | 46 | 720B-16I | O29.5X3.0 | ZHD-33 | |
| 1DI-42-B20 | M42X2 | G1.1/4" | 30 | 20 | 35.5 | 82 | 38 | 65 | 50 | 60 | 50 | 720B-20I | O38.5X3.0 | ZHD-42 | |
| 1DI-52-B24 | M52X2 | G1.1/2" | 38 | 22 | 40.5 | 93 | 42.5 | 73 | 55 | 70 | 60 | 720B-24I | O44.5X3.0 | ZHD-48 | |

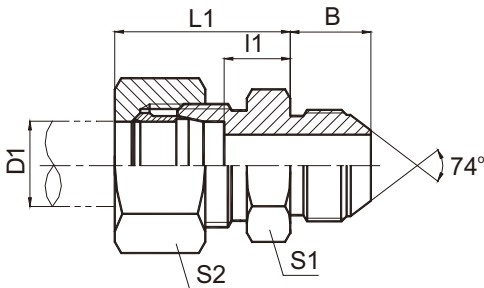
注：如需带卡套及卡套螺母整套订货，则请在代号后加“RN”，如1D1-36-B16RN。
Note: In case if you are interested to order the adapter in complete set with cutting ring and nut ,it is necessary to insert suffix "RN" after our part no., for example 1D1-36-B16RN.

美制JIC74°锥密封
JIC 74°CONE SEALING

A



1CJ/1DJ

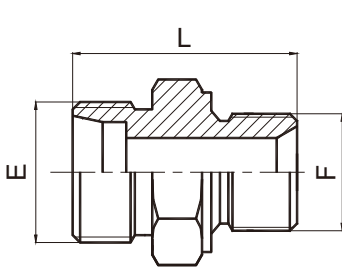


1CJ-RN/1DJ-RN

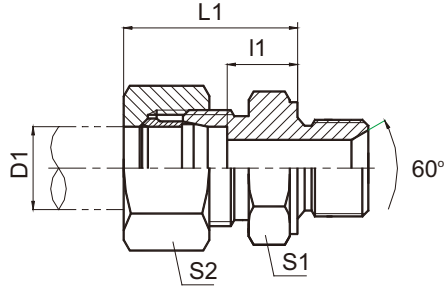
| 代 号 PART NO. | 螺 纹 THREAD | | 管子外径 TUBE O.D. | 尺 寸 DIMENSIONS | | | | | 压力等级 MPa |
|-----------------|------------|------------|----------------|----------------|------|----|----|----|--------------------------|
| | E | F | | B | I1 | L1 | S1 | S2 | |
| 1CJ-10-04LL | M10x1 | 7/16"X20 | 6 | 14 | 6.5 | 20 | 12 | 12 | 31.5 轻系列 L |
| 1CJ-12A-04LL | M12x1 | 7/16"X20 | 8 | 14 | 8.5 | 22 | 12 | 14 | |
| 1CJ-12-04 | M12x1.5 | 7/16"X20 | 6 | 14 | 9 | 24 | 14 | 14 | |
| 1CJ-14-04 | M14x1.5 | 7/16"X20 | 8 | 14 | 8 | 23 | 15 | 17 | |
| 1CJ-14-06 | M14x1.5 | 9/16"X18 | 8 | 14.1 | 8 | 23 | 15 | 17 | |
| 1CJ-16-06 | M16x1.5 | 9/16"X18 | 10 | 14.1 | 9 | 24 | 17 | 19 | |
| 1CJ-18-06 | M18x1.5 | 9/16"X18 | 12 | 14.1 | 10 | 25 | 19 | 22 | |
| 1CJ-18-08 | M18x1.5 | 3/4"X16 | 12 | 16.7 | 10 | 25 | 22 | 22 | |
| 1CJ-22-08 | M22x1.5 | 3/4"X16 | 15 | 16.7 | 10.8 | 26 | 24 | 27 | |
| 1CJ-22-10 | M22x1.5 | 7/8"X14 | 15 | 19.3 | 11 | 26 | 24 | 27 | |
| 1CJ-26-10 | M26X1.5 | 7/8"X14 | 18 | 19.3 | 11.5 | 28 | 27 | 32 | |
| 1CJ-26-12 | M26X1.5 | 1.1/16"X12 | 18 | 21.9 | 11.6 | 28 | 30 | 32 | |
| 1CJ-30-12 | M30x2 | 1.1/16"X12 | 22 | 21.9 | 13.5 | 30 | 32 | 36 | 16 轻系列 L |
| 1CJ-30D-12 | M30X1.5 | 1.1/16"X12 | 22 | 21.9 | 13.5 | 30 | 32 | 36 | |
| 1CJ-30D-16 | M30X1.5 | 1.5/16"X12 | 22 | 23.1 | 14.5 | 31 | 36 | 36 | |
| 1CJ-36-16 | M36x2 | 1.5/16"X12 | 28 | 23.1 | 14.5 | 31 | 41 | 41 | |
| 1CJ-36D-12 | M36X1.5 | 1.1/16"X12 | 28 | 21.9 | 14.5 | 31 | 41 | 41 | |
| 1CJ-36D-16 | M36X1.5 | 1.5/16"X12 | 28 | 23.1 | 14.5 | 31 | 41 | 41 | |
| 1CJ-45-20 | M45X2 | 1.5/8"X12 | 35 | 24.3 | 14.5 | 36 | 46 | 50 | |
| 1CJ-45D-20 | M45X1.5 | 1.5/8"X12 | 35 | 24.3 | 15.5 | 37 | 46 | 50 | |
| 1CJ-52-20 | M52X2 | 1.5/8"X12 | 42 | 24.3 | 16 | 39 | 55 | 60 | |
| 1CJ-52-24 | M52X2 | 1.7/8"X12 | 42 | 27.5 | 16 | 39 | 55 | 60 | |
| 1DJ-14-04 | M14x1.5 | 7/16"X20 | 6 | 14 | 11 | 26 | 14 | 14 | 63 重系列 S |
| 1DJ-16-04 | M16x1.5 | 7/16"X20 | 8 | 14 | 13 | 28 | 17 | 19 | |
| 1DJ-16-06 | M16x1.5 | 9/16"X18 | 8 | 14.1 | 12.9 | 28 | 17 | 34 | |
| 1DJ-18-04 | M18x1.5 | 7/16"X20 | 10 | 14 | 12.5 | 29 | 19 | 22 | |
| 1DJ-18-06 | M18x1.5 | 9/16"X18 | 10 | 14.1 | 12.5 | 29 | 19 | 22 | |
| 1DJ-20-06 | M20x1.5 | 9/16"X18 | 12 | 14.1 | 14.5 | 31 | 22 | 24 | |
| 1DJ-20-08 | M20x1.5 | 3/4"X16 | 12 | 16.7 | 14.3 | 31 | 22 | 24 | |
| 1DJ-22-08 | M22x1.5 | 3/4"X16 | 14 | 16.7 | 16 | 34 | 24 | 27 | |
| 1DJ-24-08 | M24x1.5 | 3/4"X16 | 16 | 16.7 | 15.5 | 34 | 27 | 30 | 40 重系列 S |
| 1DJ-24-10 | M24x1.5 | 7/8"X14 | 16 | 19.3 | 15.5 | 34 | 27 | 30 | |
| 1DJ-30-12 | M30x2 | 1.1/16"X12 | 20 | 21.9 | 17.5 | 39 | 32 | 36 | |
| 1DJ-36-12 | M36x2 | 1.1/16"X12 | 25 | 21.9 | 19 | 43 | 38 | 46 | |
| 1DJ-36-16 | M36x2 | 1.5/16"X12 | 25 | 23.1 | 19 | 43 | 38 | 46 | |
| 1DJ-42-20 | M42x2 | 1.5/8"X12 | 30 | 24.3 | 20.5 | 47 | 46 | 50 | |
| 1DJ-52-24 | M52X2 | 1.7/8"X12 | 38 | 27.5 | 23 | 54 | 55 | 60 | 31.5重系列S |

注：如需带卡套及卡套螺母整套订货，则请在代号后加“RN”，如1DJ-20-18RN。
Note: In case if you are interested to order the adapter in complete set with cutting ring and nut ,it is necessary to insert suffix "RN" after our part no., for example 1DJ-20-18RN.

公制螺纹60°锥密封或组合垫密封两用柱端
METRIC THREAD 60° CONE SEALING OR BONDED SEAL STUD ENDS



1CM/1DM



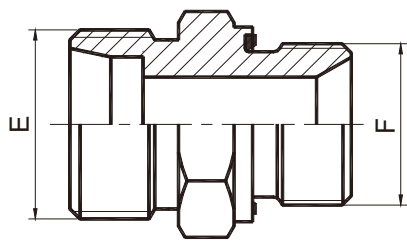
1CM-RN/1DM-RN

| 代 号 PART NO. | 螺 纹 THREAD | | 管子外径 TUBE O.D. | 尺 寸 DIMENSIONS | | | | | 压力等级 MPa |
|-----------------|------------|---------|----------------|----------------|------|----|----|----|------------------|
| | E | F | | B | I1 | L1 | S1 | S2 | |
| 1CM-12-10 | M12X1.5 | M10X1 | 6 | 8 | 8.5 | 23 | 14 | 14 | 31.5 轻系列 L |
| 1CM-14-12 | M14X1.5 | M12X1.5 | 8 | 12 | 10 | 25 | 17 | 17 | |
| 1CM-14-18 | M14X1.5 | M18X1.5 | 8 | 12 | 11.5 | 26 | 24 | 17 | |
| 1CM-16-14 | M16X1.5 | M14X1.5 | 10 | 12 | 11 | 26 | 19 | 19 | |
| 1CM-16 | M16X1.5 | M16X1.5 | 10 | 12 | 12 | 27 | 22 | 19 | |
| 1CM-16-18 | M16X1.5 | M18X1.5 | 10 | 12 | 12.5 | 27 | 24 | 19 | |
| 1CM-16-22 | M16X1.5 | M22X1.5 | 10 | 14 | 14 | 29 | 27 | 19 | |
| 1CM-18-14 | M18X1.5 | M14X1.5 | 12 | 12 | 11 | 26 | 19 | 22 | |
| 1CM-18-16 | M18X1.5 | M16X1.5 | 12 | 12 | 12 | 27 | 22 | 22 | |
| 1CM-18 | M18X1.5 | M18X1.5 | 12 | 12 | 12.5 | 27 | 24 | 22 | |
| 1CM-18-22 | M18X1.5 | M22X1.5 | 12 | 14 | 14 | 29 | 27 | 22 | |
| 1CM-22-16 | M22X1.5 | M16X1.5 | 15 | 12 | 13 | 28 | 24 | 27 | |
| 1CM-22-18 | M22X1.5 | M18X1.5 | 15 | 12 | 13.5 | 29 | 24 | 27 | |
| 1CM-22 | M22X1.5 | M22X1.5 | 15 | 14 | 15 | 30 | 27 | 27 | |
| 1CM-26-18 | M26X1.5 | M18X1.5 | 18 | 12 | 14 | 30 | 27 | 32 | |
| 1CM-26-22 | M26X1.5 | M22X1.5 | 18 | 14 | 14.5 | 31 | 27 | 32 | 16 轻系列 L |
| 1CM-30-22 | M30X2 | M22X1.5 | 22 | 14 | 16.5 | 33 | 32 | 36 | |
| 1CM-30-26 | M30X2 | M26X1.5 | 22 | 16 | 16.5 | 33 | 32 | 36 | |
| 1CM-30-27 | M30X2 | M27X2 | 22 | 16 | 18.5 | 35 | 32 | 36 | |
| 1CM-36-33 | M36X2 | M33X2 | 28 | 18 | 17.5 | 34 | 41 | 41 | |
| 1CM-45-42 | M45X2 | M42X2 | 35 | 20 | 17.5 | 39 | 50 | 50 | |
| 1CM-52-48 | M52X2 | M48X2 | 42 | 22 | 19 | 42 | 55 | 60 | 63 重系列 S |
| 1DM-14-12 | M14X1.5 | M12X1.5 | 6 | 12 | 13 | 28 | 17 | 17 | |
| 1DM-16-14 | M16X1.5 | M14X1.5 | 8 | 12 | 15 | 30 | 19 | 19 | |
| 1DM-18-16 | M18X1.5 | M16X1.5 | 10 | 12 | 15 | 31 | 22 | 22 | |
| 1DM-20-18 | M20X1.5 | M18X1.5 | 12 | 12 | 17 | 33 | 24 | 24 | |
| 1DM-20-22 | M20X1.5 | M22X1.5 | 12 | 14 | 17.5 | 34 | 27 | 24 | |
| 1DM-22-20 | M22X1.5 | M20X1.5 | 14 | 14 | 19 | 37 | 27 | 27 | |
| 1DM-24-18 | M24X1.5 | M18X1.5 | 16 | 12 | 18 | 36 | 27 | 30 | 40 重系列 S |
| 1DM-24-22 | M24X1.5 | M22X1.5 | 16 | 14 | 18.5 | 37 | 27 | 30 | |
| 1DM-30-27 | M30X2 | M27X2 | 20 | 16 | 20.5 | 42 | 32 | 36 | |
| 1DM-36-33 | M36X2 | M33X2 | 25 | 18 | 23 | 47 | 41 | 46 | 25 重系列S |
| 1DM-42 | M42X2 | M42X2 | 30 | 20 | 23.5 | 50 | 50 | 50 | |
| 1DM-52-48 | M52X2 | M48X2 | 38 | 22 | 57 | 55 | 60 | | |

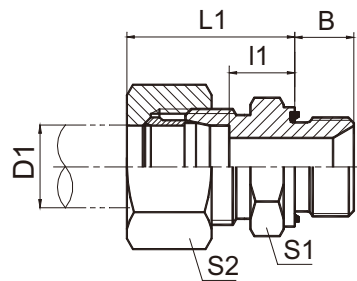
注：如需带卡套及卡套螺母整套订货，则请在代号后加“RN”，如 1DM-20-18RN。
Note: In case if you are interested to order the adapter in complete set with cutting ring and nut ,it is necessary to insert suffix "RN" after our part no., for example 1DM-20-18RN.

公制螺纹胶垫密封柱端
METRIC THREAD WITH CAPTIVE SEAL

A



1CM-WD/1DM-WD



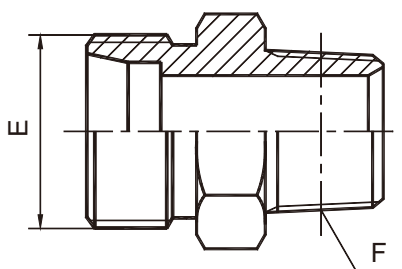
1CM-WD/RN
1DM-WD/RN

| 代 号 PART NO. | 螺 纹 THREAD | | 管子外径 TUBE O.D. | 尺 寸 DIMENSIONS | | | | | 压力等级 MPa |
|-----------------|------------|---------|----------------|----------------|------|----|----|----|--------------------------|
| | E | F | | B | I1 | L1 | S1 | S2 | |
| 1CM-12-10WD | M12X1.5 | M10X1 | 6 | 8 | 8.5 | 23 | 14 | 14 | 31.5 轻系列 L |
| 1CM-14-12WD | M14X1.5 | M12X1.5 | 8 | 12 | 10 | 25 | 17 | 17 | |
| 1CM-16-12WD | M16X1.5 | M12X1.5 | 10 | 12 | 11 | 25 | 17 | 19 | |
| 1CM-16-14WD | M16X1.5 | M14X1.5 | 10 | 12 | 11 | 26 | 19 | 19 | |
| 1CM-16-18WD | M16X1.5 | M18X1.5 | 10 | 12 | 12.5 | 27 | 24 | 19 | |
| 1CM-18-16WD | M18X1.5 | M16X1.5 | 12 | 12 | 12.5 | 27 | 22 | 22 | |
| 1CM-18WD | M18X1.5 | M18X1.5 | 12 | 12 | 12.5 | 27 | 24 | 22 | |
| 1CM-18-22WD | M18X1.5 | M22X1.5 | 12 | 14 | 14 | 29 | 27 | 22 | |
| 1CM-22-18WD | M22X1.5 | M18X1.5 | 15 | 12 | 13.5 | 29 | 24 | 27 | |
| 1CM-22WD | M22X1.5 | M22X1.5 | 15 | 14 | 15 | 30 | 27 | 27 | |
| 1CM-26-22WD | M26X1.5 | M22X1.5 | 18 | 14 | 14.5 | 31 | 27 | 32 | 16 轻系列 L |
| 1CM-30-26WD | M30X2 | M26X1.5 | 22 | 16 | 16.5 | 33 | 32 | 36 | |
| 1CM-30-27WD | M30X2 | M27X2 | 22 | 16 | 16.5 | 33 | 32 | 36 | |
| 1CM-36-33WD | M36X2 | M33X2 | 28 | 18 | 17.5 | 34 | 41 | 41 | |
| 1CM-45-42WD | M45X2 | M42X2 | 35 | 20 | 17.5 | 39 | 50 | 50 | |
| 1CM-52-48WD | M52X2 | M48X2 | 42 | 22 | 19 | 42 | 55 | 60 | |
| 1DM-14-12WD | M14X1.5 | M12X1.5 | 6 | 12 | 13 | 28 | 17 | 17 | 63 重系列 S |
| 1DM-16-14WD | M16X1.5 | M14X1.5 | 8 | 12 | 15 | 30 | 19 | 19 | |
| 1DM-18-16WD | M18X1.5 | M16X1.5 | 10 | 12 | 15 | 31 | 22 | 22 | |
| 1DM-20-18WD | M20X1.5 | M18X1.5 | 12 | 12 | 17 | 33 | 24 | 24 | |
| 1DM-22-20WD | M22X1.5 | M20X1.5 | 14 | 14 | 19 | 37 | 27 | 27 | |
| 1DM-24-22WD | M24X1.5 | M22X1.5 | 16 | 14 | 18.5 | 37 | 27 | 30 | 40 重系列 S |
| 1DM-30-27WD | M30X2 | M27X2 | 20 | 16 | 20.5 | 42 | 32 | 36 | |
| 1DM-36-33WD | M36X2 | M33X2 | 25 | 18 | 23 | 47 | 41 | 46 | |
| 1DM-42WD | M42X2 | M42X2 | 30 | 20 | 23.5 | 50 | 50 | 50 | |
| 1DM-52-48WD | M52X2 | M48X2 | 38 | 22 | 26 | 57 | 55 | 60 | 31.5重系列S |

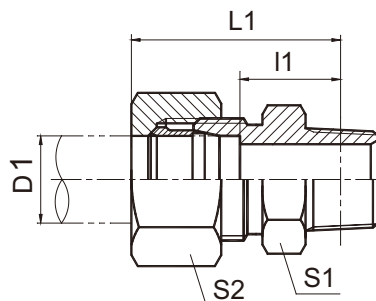
注：如需带卡套及卡套螺母整套订货，则请在代号后加“RN”，如1DM-20-18WD/RN。
Note: In case if you are interested to order the adapter in complete set with cutting ring and nut ,it is necessary to insert suffix "RN" after our part no., for example 1DM-20-18WD/RN.

A

布锥管外螺纹
NPT MALE



1CN/1DN



1CN-RN/1DN-RN

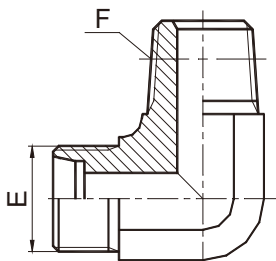
| 代 号 PART NO. | 螺 纹 THREAD | | 管子外径 TUBE O.D. | 尺 寸 DIMENSIONS | | | | 压力等级 MPa |
|-----------------|------------|--------------|----------------|----------------|------|----|----|------------------|
| | E | F | | I1 | L1 | S1 | S2 | |
| 1CN-08-02 | M8X1 | Z1/8"X27 | 4 | 14.4 | 24.4 | 11 | 10 | 10 特轻系列 LL |
| 1CN-10-02LL | M10X1 | Z1/8"X27 | 6 | 12.9 | 24.4 | 11 | 12 | |
| 1CN-12-02LL | M12X1 | Z1/8"X27 | 8 | 13.9 | 25.4 | 12 | 14 | |
| 1CN-12-02 | M12X1.5 | Z1/8"X27 | 6 | 13.4 | 28.4 | 12 | 14 | 25 轻系列 L |
| 1CN-12-04 | M12X1.5 | Z1/4"X18 | 6 | 17.2 | 32.2 | 17 | 14 | |
| 1CN-14-04 | M14X1.5 | Z1/4"X18 | 8 | 17.2 | 32.2 | 14 | 17 | |
| 1CN-16-04 | M16X1.5 | Z1/4"X18 | 10 | 18.2 | 33.2 | 17 | 19 | |
| 1CN-16-06 | M16X1.5 | Z3/8"X18 | 10 | 19.9 | 53.0 | 19 | 19 | |
| 1CN-18-04 | M18X1.5 | Z1/4"X18 | 12 | 19.2 | 34.2 | 19 | 22 | |
| 1CN-18-06 | M18X1.5 | Z3/8"X18 | 12 | 19.9 | 34.9 | 19 | 22 | |
| 1CN-18-08 | M18X1.5 | Z1/2"X14 | 12 | 21.4 | 36.4 | 22 | 22 | |
| 1CN-22-08 | M22X1.5 | Z1/2"X14 | 15 | 22.4 | 37.4 | 24 | 27 | |
| 1CN-22-20 | M22X1.5 | Z1.1/4"X11.5 | 15 | 29.8 | 37.4 | 46 | 27 | |
| 1CN-26-08 | M26X1.5 | Z1/2"X14 | 18 | 22.9 | 39.4 | 27 | 32 | |
| 1CN-26-12 | M26X1.5 | Z3/4"X14 | 18 | 22.4 | 38.9 | 30 | 32 | 16 轻系列 L |
| 1CN-30-08 | M30X2 | Z1/2"X14 | 22 | 24.4 | 40.5 | 32 | 36 | |
| 1CN-30-12 | M30X2 | Z3/4"X14 | 22 | 24.4 | 40.9 | 32 | 36 | |
| 1CN-36-16 | M36X2 | Z1"X11.5 | 28 | 29.8 | 46.3 | 41 | 41 | |
| 1CN-36-20 | M36X2 | Z1.1/4"X11.5 | 28 | 31.3 | 46.3 | 46 | 41 | |
| 1CN-45-20 | M45X2 | Z1.1/4"X11.5 | 35 | 30.3 | 51.8 | 46 | 50 | |
| 1CN-52-20 | M52X2 | Z1.1/4"X11.5 | 42 | 31.8 | 55.8 | 55 | 60 | |
| 1CN-52-24 | M52X2 | Z1.1/2"X11.5 | 42 | 32.8 | 55.8 | 55 | 60 | |
| 1DN-14-04 | M14X1.5 | Z1/4"X18 | 6 | 22.2 | 37.2 | 17 | 17 | 40 重系列 S |
| 1DN-16-04 | M16X1.5 | Z1/4"X18 | 8 | 22.2 | 37.2 | 17 | 19 | |
| 1DN-18-04 | M18X1.5 | Z1/4"X18 | 10 | 21.7 | 38.2 | 19 | 22 | |
| 1DN-18-06 | M18X1.5 | Z3/8"X18 | 10 | 22.4 | 38.9 | 19 | 22 | |
| 1DN-20-04 | M20X1.5 | Z1/4"X18 | 12 | 23.7 | 40.2 | 22 | 24 | |
| 1DN-20-06 | M20X1.5 | Z3/8"X18 | 12 | 24.4 | 40.9 | 22 | 24 | |
| 1DN-20-08 | M20X1.5 | Z1/2"X14 | 12 | 25.9 | 42.4 | 22 | 24 | |
| 1DN-22-08 | M22X1.5 | Z1/2"X14 | 14 | 27.4 | 45.4 | 24 | 27 | |
| 1DN-24-08 | M24X1.5 | Z1/2"X14 | 16 | 26.9 | 45.4 | 27 | 30 | |
| 1DN-30-12 | M30X2 | Z3/4"X14 | 20 | 28.4 | 49.9 | 32 | 36 | 25 重系列 S |
| 1DN-36-12 | M36X2 | Z3/4"X14 | 25 | 30.9 | 34.0 | 41 | 46 | |
| 1DN-36-16 | M36X2 | Z1"X11.5 | 25 | 35.3 | 59.3 | 41 | 46 | |
| 1DN-42-16 | M42X2 | Z1"X11.5 | 25 | 35.8 | 59.3 | 46 | 46 | |
| 1DN-42-20 | M42X2 | Z1.1/4"X11.5 | 30 | 36.3 | 62.8 | 46 | 50 | |
| 1DN-52-24 | M52X2 | Z1.1/2"X11.5 | 38 | 39.8 | 70.8 | 55 | 60 | |

注：如需带卡套及卡套螺母整套订货，则请在代号后加“RN”，如10N-30-12RN。

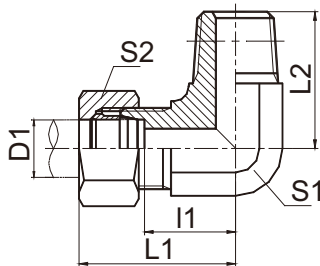
Note: In case if you are interested to order the adapter in complete set with cutting ring and nut ,it is necessary to insert suffix "RN" after our part no. , for example 10N-30-12RN.

90°弯布锥管外螺纹
90° ELBOW NPT MALE

A



1CN9/1DN9

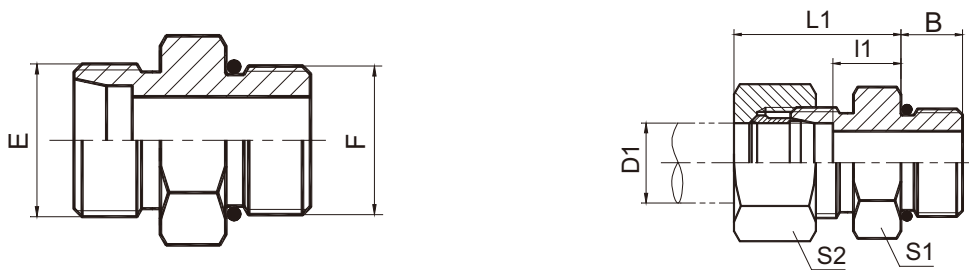


1CN9-RN/1DN9-RN

| 代 号 PART NO. | 螺 纹 THREAD | | 管子外径 TUBE O.D. | 尺 寸 DIMENSIONS | | | | | 压力等级 MPa |
|-----------------|------------|--------------|----------------|----------------|------|------|----|----|----------------|
| | E | F | | I1 | L1 | L2 | S1 | S2 | |
| 1CN9-12-02 | M12X1.5 | Z1/8"X27 | 6 | 13 | 28 | 21 | 11 | 14 | 25 轻系列 L |
| 1CN9-12-04 | M12X1.5 | Z1/4"X18 | 6 | 15.5 | 30.5 | 25.5 | 14 | 14 | |
| 1CN9-14-04 | M14X1.5 | Z1/4"X18 | 8 | 15.5 | 30.5 | 25.5 | 14 | 17 | |
| 1CN9-16-06 | M16X1.5 | Z3/8"X18 | 10 | 17.5 | 32.5 | 29.5 | 16 | 19 | |
| 1CN9-18-04 | M18X1.5 | Z1/4"X18 | 12 | 19 | 34 | 28 | 19 | 22 | |
| 1CN9-18-06 | M18X1.5 | Z3/8"X18 | 12 | 19 | 34 | 31 | 19 | 22 | |
| 1CN9-18-08 | M18X1.5 | Z1/2"X14 | 12 | 21 | 36 | 36.7 | 22 | 22 | |
| 1CN9-22-06 | M22X1.5 | Z3/8"X18 | 15 | 22 | 37 | 32.5 | 22 | 27 | |
| 1CN9-22-08 | M22X1.5 | Z1/2"X14 | 15 | 22 | 37 | 36.7 | 22 | 27 | |
| 1CN9-26-08 | M26X1.5 | Z1/2"X14 | 18 | 25.5 | 42 | 40 | 27 | 32 | 16 轻系列 L |
| 1CN9-26-12 | M26X1.5 | Z3/4"X14 | 18 | 25.5 | 42 | 44 | 27 | 32 | |
| 1CN9-30-12 | M30X2 | Z3/4"X14 | 22 | 29.3 | 45.8 | 45 | 30 | 36 | |
| 1CN9-30-16 | M30X2 | Z1"X11.5 | 22 | 32 | | 50 | 33 | 36 | |
| 1CN9-36-16 | M36X2 | Z1"X11.5 | 28 | 33.3 | 49.8 | 51.5 | 36 | 41 | |
| 1CN9-45-20 | M45X2 | Z1.1/4"X11.5 | 35 | 39.2 | 60.7 | 63 | 48 | 50 | |
| 1CN9-52-24 | M52X2 | Z1.1/2"X11.5 | 42 | 44.8 | 67.8 | 65 | 55 | 60 | |
| 1DN9-14-04 | M14X1.5 | Z1/4"X18 | 6 | 17.5 | 32.5 | 25.5 | 14 | 17 | 40 重系列 S |
| 1DN9-16-04 | M16X1.5 | Z1/4"X18 | 8 | 18.5 | 33.7 | 26.5 | 16 | 19 | |
| 1DN9-18-06 | M18X1.5 | Z3/8"X18 | 10 | 19.5 | 36 | 31 | 19 | 22 | |
| 1DN9-20-04 | M20X1.5 | Z1/4"X18 | 12 | 19.5 | 36 | 28 | 19 | 24 | |
| 1DN9-20-06 | M20X1.5 | Z3/8"X18 | 12 | 19.5 | 36 | 31 | 19 | 24 | |
| 1DN9-22-06 | M22X1.5 | Z3/8"X18 | 14 | 23 | 41 | 32.5 | 22 | 27 | |
| 1DN9-22-08 | M22X1.5 | Z1/2"X14 | 14 | 23 | 41 | 36.7 | 22 | 27 | |
| 1DN9-24-06 | M24X1.5 | Z3/8"X18 | 16 | 24 | 42.5 | 33.5 | 24 | 30 | |
| 1DN9-24-08 | M24X1.5 | Z1/2"X14 | 16 | 24 | 42.5 | 37.5 | 24 | 30 | |
| 1DN9-30-08 | M30X2 | Z1/2"X14 | 20 | 28 | 49.8 | 41 | 30 | 36 | 25 重系列 S |
| 1DN9-30-12 | M30X2 | Z3/4"X14 | 20 | 28 | 49.8 | 45 | 30 | 36 | |
| 1DN9-36-12 | M36X2 | Z3/4"X14 | 25 | 32.8 | 56.8 | 49 | 36 | 46 | |
| 1DN9-36-16 | M36X2 | Z1"X11.5 | 25 | 32.8 | 56.8 | 51.5 | 36 | 46 | |
| 1DN9-42-16 | M42X2 | Z1"X11.5 | 30 | 36.2 | 62.7 | 54.5 | 41 | 50 | |
| 1DN9-42-20 | M42X2 | Z1.1/4"X11.5 | 30 | 36.2 | 62.7 | 54.5 | 41 | 50 | |
| 1DN9-52-20 | M52X2 | Z1.1/4"X11.5 | 38 | 45.8 | 76.8 | 65 | 55 | 60 | |
| 1DN9-52-24 | M52X2 | Z1.1/2"X11.5 | 38 | 45.8 | 76.8 | 65 | 55 | 60 | |

注：如需带卡套及卡套螺母整套订货，则请在代号后加“RN”，如1CN9-30-12RN。
Note: In case if you are interested to order the adapter in complete set with cutting ring and nut ,it is necessary to insert suffix "RN" after our part no., for example 1CN9-30-12RN.

美制螺纹O形圈密封柱端
UN、UNF THREAD STUD ENDSWITH O-RING SEALING



1CO/1DO

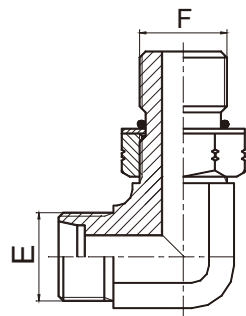
1CO-RN/1DO-RN

| 代 号 PART NO. | 螺 纹 THREAD | | 管子外径 TUBE O.D. | 尺 寸 DIMENSIONS | | | | | 压力等级 MPa |
|-----------------|------------|------------|----------------|----------------|-------|------|----|----|----------------------|
| | E | F | | D1 | B | I1 | L1 | S1 | |
| 1CO-14-04 | M14X1.5 | 7/16"X20 | 8 | 9 | 10 | 25 | 17 | 17 | 31.5 轻系列 L |
| 1CO-16-04 | M16X1.5 | 7/16"X20 | 10 | 9 | 11 | 26 | 17 | 19 | |
| 1CO-18-06 | M18X1.5 | 9/16"X18 | 12 | 10 | 11 | 26 | 19 | 22 | |
| 1CO-18-08 | M18X1.5 | 3/4"X16 | 12 | 11 | 13 | 28 | 24 | 22 | |
| 1CO-18-10 | M18X1.5 | 7/8"X14 | 12 | 12.7 | 14.3 | 29 | 27 | 22 | |
| 1CO-22-08 | M22X1.5 | 3/4"X16 | 15 | 11 | 14 | 29 | 24 | 27 | |
| 1CO-22-10 | M22X1.5 | 7/8"X14 | 15 | 12.7 | 15.3 | 30 | 27 | 27 | |
| 1CO-22-12 | M22X1.5 | 1.1/16"X12 | 15 | 15.09 | 11.91 | 30 | 32 | 27 | |
| 1CO-26-08 | M26X1.5 | 3/4"X16 | 18 | 11 | 14.5 | 31 | 27 | 32 | |
| 1CO-26-10 | M26X1.5 | 7/8"X14 | 18 | 12.7 | 14.8 | 31 | 27 | 32 | |
| 1CO-30-08 | M30X2 | 3/4"X16 | 18 | 11.13 | 13.87 | 33 | 32 | 36 | 16 轻系列 L |
| 1CO-30-10 | M30X2 | 7/8"X14 | 22 | 12.7 | 16.8 | 33 | 32 | 36 | |
| 1CO-30-12 | M30X2 | 1.1/16"X12 | 22 | 15 | 16.5 | 33 | 32 | 36 | |
| 1CO-30-16 | M30X2 | 1.5/16"X12 | 22 | 15 | 17.5 | 34 | 41 | 36 | |
| 1CO-36-12 | M36X2 | 1.1/16"X12 | 28 | 15.09 | 14.41 | 34 | 41 | 41 | |
| 1CO-36-16 | M36X2 | 1.5/16"X12 | 28 | 15 | 17.5 | 34 | 41 | 41 | |
| 1CO-45-16 | M45X2 | 1.5/16"X12 | 35 | 15 | 17.5 | 39 | 46 | 50 | |
| 1CO-45-20 | M45X2 | 1.5/8"X12 | 35 | 15.09 | 16.41 | 39 | 50 | 50 | |
| 1CO-52-20 | M52X2 | 1.5/8"X12 | 42 | 15.09 | 15.91 | 42 | 55 | 60 | |
| 1DO-16-04 | M16X1.5 | 7/16"X20 | 8 | 9 | 15 | 30 | 17 | 19 | |
| 1DO-18-06 | M18X1.5 | 9/16"X18 | 10 | 10 | 14.5 | 31 | 19 | 22 | |
| 1DO-20-06 | M20X1.5 | 9/16"X18 | 12 | 10 | 14.5 | 31 | 22 | 24 | |
| 1DO-20-08 | M20X1.5 | 3/4"X16 | 12 | 11 | 17.5 | 34 | 24 | 24 | |
| 1DO-24-08 | M24X1.5 | 3/4"X16 | 16 | 11 | 15.5 | 34 | 24 | 30 | 40 重系列 S |
| 1DO-24-10 | M24X1.5 | 7/8"X14 | 16 | 12.7 | 18.8 | 37 | 27 | 30 | |
| 1DO-30-08 | M30X2 | 3/4"X16 | 20 | 11 | 20.5 | 42 | 32 | 36 | |
| 1DO-30-10 | M30X2 | 7/8"X14 | 20 | 12.7 | 20.8 | 42 | 32 | 36 | |
| 1DO-30-12 | M30X2 | 1.1/16"X12 | 20 | 15 | 20.5 | 42 | 32 | 36 | |
| 1DO-36-12 | M36X2 | 1.1/16"X12 | 25 | 15.09 | 19.91 | 47 | 41 | 46 | |
| 1DO-36-16 | M36X2 | 1.5/16"X12 | 25 | 15 | 23 | 47 | 41 | 46 | |
| 1DO-42-16 | M42X2 | 1.5/16"X12 | 30 | 15 | 23.5 | 50 | 46 | 50 | |
| 1DO-42-20 | M42X2 | 1.5/8"X12 | 30 | 15 | 23.5 | 50 | 50 | 50 | |
| 1DO-52-20 | M52X2 | 1.5/8"X12 | 38 | 15.09 | 22.9 | 53.9 | 55 | 60 | |

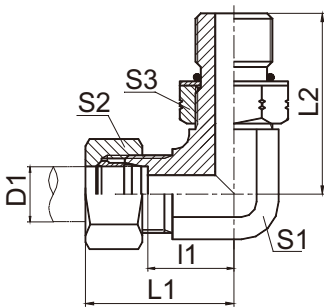
注：如需带卡套及卡套螺母整套订货，则请在代号后加“RN”，如1C9-30RN。
Note: In case if you are interested to order the adapter in complete set with cutting ring and nut ,it is necessary to insert suffix "RN" after our part no., for example 1C9-30RN.

90°弯美制螺纹可调向O形圈密封柱端
90° ELBOW UN、UNF THREAD ADJUSTABLE STUD ENDS WITH O-RING SEALING

A



1CO9-OG/1DO9-OG



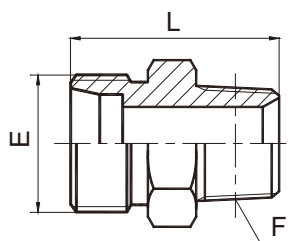
1CO9-OG/RN
1DO9-OG/RN

| 代 号 PART NO. | 螺 纹 THREAD | | 管子外径 TUBE O.D. | 尺 寸 DIMENSIONS | | | | | | 压力等级 MPa |
|-----------------|------------|------------|----------------|----------------|------|------|----|----|----|------------------|
| | E | F | | I1 | L1 | L2 | S1 | S2 | S3 | |
| 1CO9-12-04OG | M12X1.5 | 7/16"X20 | 6 | 13 | 28 | 27.2 | 11 | 14 | 17 | 31.5 轻系列 L |
| 1CO9-14-06OG | M14X1.5 | 9/16"X18 | 8 | 15.5 | 30.5 | 31.8 | 14 | 17 | 19 | |
| 1CO9-16-06OG | M16X1.5 | 9/16"X18 | 10 | 17.5 | 32.5 | 33.3 | 16 | 19 | 19 | |
| 1CO9-18-08OG | M18X1.5 | 3/4"X16 | 12 | 19 | 34 | 37.5 | 19 | 22 | 24 | |
| 1CO9-22-10OG | M22X1.5 | 7/8"X14 | 15 | 22 | 37 | 44 | 22 | 27 | 27 | |
| 1CO9-22-08OG | M22X1.5 | 3/4"X16 | 15 | 22 | 37 | 39.5 | 22 | 27 | 24 | |
| 1CO9-26-12OG | M26X1.5 | 1.1/16"X12 | 18 | 25.5 | 42 | 51 | 27 | 32 | 32 | 16 轻系列 L |
| 1CO9-30-12OG | M30X2 | 1.1/16"X12 | 22 | 29.3 | 45.8 | 53.5 | 30 | 36 | 32 | |
| 1CO9-36-12OG | M36X2 | 1.1/16"X12 | 28 | 33.5 | 47.8 | 57.5 | 36 | 41 | 41 | |
| 1CO9-36-16OG | M36X2 | 1.5/16"X12 | 28 | 33.3 | 49.8 | 57.5 | 36 | 41 | 41 | |
| 1CO9-45-20OG | M45X2 | 1.5/8"X12 | 35 | 39.2 | 60.7 | 63 | 48 | 50 | 50 | |
| 1CO9-52-24OG | M52X2 | 1.7/8"X12 | 42 | 44.8 | 67.8 | 70.5 | 55 | 60 | 55 | |
| 1DO9-14-04OG | M14X1.5 | 7/16"X20 | 6 | 17.5 | 32.5 | 30 | 14 | 17 | 17 | 63 重系列 S |
| 1DO9-16-06OG | M16X1.5 | 9/16"X18 | 8 | 18.7 | 33.7 | 33.3 | 16 | 19 | 19 | |
| 1DO9-18-06OG | M18X1.5 | 9/16"X18 | 10 | 19.5 | 36 | 33.5 | 19 | 22 | 19 | |
| 1DO9-18-08OG | M18X1.5 | 3/4"X16 | 10 | 19.5 | 36 | 37.5 | 19 | 22 | 24 | |
| 1DO9-20-08OG | M20X1.5 | 3/4"X16 | 12 | 19.5 | 36 | 37.5 | 19 | 24 | 24 | |
| 1DO9-22-10OG | M22X1.5 | 7/8"X14 | 14 | 23 | 41 | 44 | 22 | 27 | 27 | |
| 1DO9-24-10OG | M24X1.5 | 7/8"X14 | 16 | 24 | 42.5 | 46.5 | 24 | 30 | 27 | 40 重系列 S |
| 1DO9-30-12OG | M30X2 | 1.1/16"X12 | 20 | 28.3 | 49.8 | 53.5 | 30 | 36 | 32 | |
| 1DO9-36-16OG | M36X2 | 1.5/16"X12 | 25 | 32.8 | 56.8 | 57.5 | 36 | 46 | 41 | |
| 1DO9-42-20OG | M42X2 | 1.5/8"X12 | 30 | 36.2 | 62.7 | 59.5 | 41 | 50 | 50 | |
| 1DO9-52-24OG | M52X2 | 1.7/8"X12 | 38 | 45.8 | 76.8 | 70.5 | 55 | 60 | 55 | 31.5重系列S |

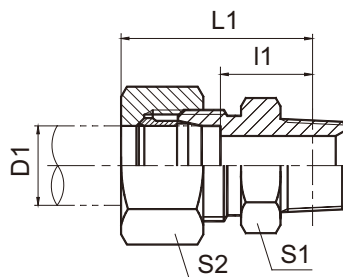
注：如需带卡套及卡套螺母整套订货，则请在代号后加“RN”，如1CO9-30-120G/RN。
Note: In case if you are interested to order the adapter in complete set with cutting ring and nut ,it is necessary to insert suffix "RN" after our part no., for example 1CO9-30-120G/RN.

A

英锥管外螺纹
BSPT MALE



1CT-SP/1DT-SP



1CT-SP/RN
1DT-SP/RN

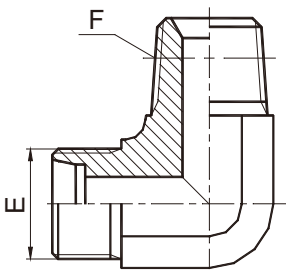
| 代 号 PART NO. | 螺 纹 THREAD | | 管子外径 TUBE O.D. | 尺 寸 DIMENSIONS | | | | 压力等级 MPa |
|-----------------|------------|------------|----------------|----------------|------|----|----|------------------------|
| | E | F | | I1 | L1 | S1 | S2 | |
| 1CT-12-02SP | M12x1.5 | R1/8"x28 | 6 | 13 | 28 | 12 | 14 | 25 轻系列 L |
| 1CT-12-04SP | M12x1.5 | R1/4"x19 | 8 | 8 | | 14 | 14 | |
| 1CT-14-04SP | M14x1.5 | R1/4"x19 | 8 | 16.5 | 31.5 | 14 | 17 | |
| 1CT-14-06SP | M14x1.5 | R3/8"x19 | 8 | 17.6 | 32.6 | 19 | 17 | |
| 1CT-16-04SP | M16x1.5 | R1/4"x19 | 10 | 17.5 | 32.5 | 17 | 19 | |
| 1CT-16-06SP | M16x1.5 | R3/8"x19 | 10 | 18.6 | 33.6 | 19 | 19 | |
| 1CT-16-08SP | M16x1.5 | R1/2"x14 | 10 | 21.8 | 36.8 | 22 | 19 | |
| 1CT-16-12SP | M16x1.5 | R3/4"x14 | 10 | 21.5 | 36.5 | 30 | 19 | |
| 1CT-18-04SP | M18x1.5 | R1/4"x19 | 12 | 18.5 | 33.5 | 19 | 22 | |
| 1CT-18-06SP | M18x1.5 | R3/8"x19 | 12 | 18.6 | 33.6 | 19 | 22 | |
| 1CT-18-08SP | M18x1.5 | R1/2"x14 | 12 | 21.8 | 36.8 | 22 | 22 | |
| 1CT-22-08SP | M22x1.5 | R1/2"x14 | 15 | 22.8 | 37.8 | 24 | 27 | 16 轻系列 L |
| 1CT-26-08SP | M26x1.5 | R1/2"x14 | 18 | 23.3 | 39.8 | 27 | 32 | |
| 1CT-26-12SP | M26x1.5 | R3/4"x14 | 18 | 22 | 38.5 | 30 | 32 | |
| 1CT-30-12SP | M30x2 | R3/4"x14 | 22 | 24 | 40.5 | 32 | 36 | |
| 1CT-36-16SP | M36x2 | R1"x11 | 28 | 29.6 | 46.1 | 38 | 41 | |
| 1CT-36-20SP | M36x2 | R1.1/4"x11 | 28 | 29.3 | 45.8 | 46 | 41 | |
| 1CT-45-16SP | M45x2 | R1"x11 | 35 | 29.6 | 51.1 | 46 | 50 | |
| 1CT-45-20SP | M45x2 | R1.1/4"x11 | 35 | 28.3 | 49.8 | 46 | 50 | |
| 1CT-52-20SP | M52x2 | R1.1/4"x11 | 42 | 29.8 | 52.8 | 55 | 60 | |
| 1CT-52-24SP | M52x2 | R1.1/2"x11 | 42 | 29.8 | 52.8 | 55 | 60 | |
| 1DT-14-04SP | M14x1.5 | R1/4"x19 | 6 | 13 | 36.5 | 17 | 17 | 40 重系列 S |
| 1DT-16-04SP | M16x1.5 | R1/4"x19 | 8 | 21.5 | 36.5 | 17 | 19 | |
| 1DT-18-04SP | M18x1.5 | R1/4"x19 | 10 | 21 | 37.5 | 19 | 22 | |
| 1DT-20-04SP | M20x1.5 | R1/4"x19 | 12 | 23 | 39.5 | 22 | 24 | |
| 1DT-20-06SP | M20x1.5 | R3/8"x19 | 12 | 23.1 | 39.6 | 22 | 24 | |
| 1DT-22-06SP | M22x1.5 | R3/8"x19 | 14 | 24.6 | 42.6 | 24 | 27 | |
| 1DT-22-08SP | M22x1.5 | R1/2"x14 | 14 | 27.8 | 45.8 | 24 | 27 | |
| 1DT-24-06SP | M24x1.5 | R3/8"x19 | 16 | 24.1 | 42.6 | 27 | 30 | |
| 1DT-24-08SP | M24x1.5 | R1/2"x14 | 16 | 27.3 | 45.8 | 27 | 30 | |
| 1DT-30-12SP | M30x2 | R3/4"x14 | 20 | 28 | 49.5 | 32 | 36 | |
| 1DT-36-12SP | M36x2 | R3/4"x14 | 25 | 29.5 | 53.5 | 38 | 46 | |
| 1DT-36-16SP | M36x2 | R1"x11 | 25 | 34.1 | 58.1 | 38 | 46 | 25 重系列 S |
| 1DT-42-16SP | M42x2 | R1"x11 | 30 | 35.6 | 62.1 | 46 | 50 | |
| 1DT-42-20SP | M42x2 | R1.1/4"x11 | 30 | 34.3 | 60.8 | 46 | 50 | |
| 1DT-52-20SP | M52x2 | R1.1/4"x11 | 38 | 36.8 | 67.8 | 55 | 60 | |
| 1DT-52-24SP | M52x2 | R1.1/2"x11 | 38 | 36.8 | 67.8 | 55 | 60 | |

注：如需带卡套及卡套螺母整套订货，则请在代号后加“RN”，如1DT-22-08SP/RN。

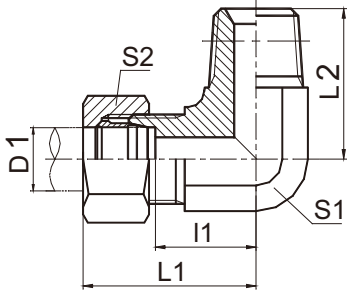
Note: In case if you are interested to order the adapter in complete set with cutting ring and nut ,it is necessary to insert suffix "RN" after our part no., for example 1DT-22-08SP/RN.

90°弯英锥管外螺纹
90°ELBOW BSPT MALE

A



1CT9-SP/1DT9-SP



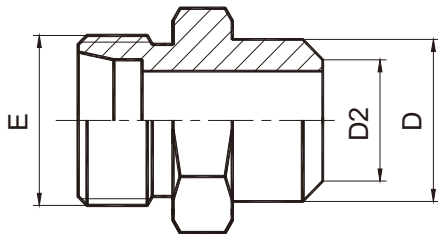
1CT9-SP/RN
1DT9-SP/RN

| 代 号 PART NO. | 螺 纹 THREAD | | 管子外径 TUBE O.D. | 尺 寸 DIMENSIONS | | | | | 压力等级 MPa |
|-----------------|------------|------------|----------------|----------------|------|------|----|----|--|
| | E | F | | I1 | L1 | L2 | S1 | S2 | |
| 1CT9-12-02SP | M12X1.5 | R1/8"X28 | 6 | 13 | 28 | 21 | 11 | 14 | 25 轻系列 L |
| 1CT9-12-04SP | M12X1.5 | R1/4"X19 | 6 | 15.5 | 30.5 | 25.5 | 14 | 14 | |
| 1CT9-14-02SP | M14X1.5 | R1/8"X28 | 8 | 15.5 | 30.5 | 23.5 | 14 | 17 | |
| 1CT9-14-04SP | M14X1.5 | R1/4"X19 | 8 | 15.5 | 30.5 | 25.5 | 14 | 17 | |
| 1CT9-16-04SP | M16X1.5 | R1/4"X19 | 10 | 17.5 | 32.5 | 26.5 | 16 | 19 | |
| 1CT9-16-06SP | M16X1.5 | R3/8"X19 | 10 | 17.5 | 32.5 | 28.5 | 16 | 19 | |
| 1CT9-16-08SP | M16X1.5 | R1/2"X14 | 10 | 21 | 36 | 36 | 22 | 19 | |
| 1CT9-18-04SP | M18X1.5 | R1/4"X19 | 12 | 21 | 34 | 28 | 19 | 22 | |
| 1CT9-18-06SP | M18X1.5 | R3/8"X19 | 12 | 19 | 34 | 30.5 | 19 | 22 | |
| 1CT9-18-08SP | M18X1.5 | R1/2"X14 | 12 | 21 | 36 | 36 | 22 | 22 | |
| 1CT9-22-06SP | M22X1.5 | R3/8"X19 | 15 | 22 | 37 | 32.5 | 22 | 27 | |
| 1CT9-22-08SP | M22X1.5 | R1/2"X14 | 15 | 22 | 37 | 36 | 22 | 27 | |
| 1CT9-22-12SP | M22X1.5 | R3/4"X14 | 15 | 25.5 | 40.5 | 43.5 | 27 | 27 | 16 轻系列 L |
| 1CT9-26-08SP | M26X1.5 | R1/2"X14 | 18 | 25.5 | 42 | 39.5 | 27 | 32 | |
| 1CT9-26-12SP | M26X1.5 | R3/4"X14 | 18 | 25.5 | 42 | 43.5 | 27 | 32 | |
| 1CT9-30-12SP | M30X2 | R3/4"X14 | 22 | 29.5 | 45.8 | 45.3 | 30 | 36 | |
| 1CT9-30-16SP | M30X2 | R1"X11 | 22 | 31.5 | 48 | 50 | 33 | 36 | |
| 1CT9-36-16SP | M36X2 | R1"X11 | 28 | 33.3 | 49.8 | 52 | 36 | 41 | |
| 1CT9-36-20SP | M36X2 | R1.1/4"X11 | 28 | 36.2 | 52.7 | 57 | 41 | 41 | |
| 1CT9-45-20SP | M45X2 | R1.1/4"X11 | 35 | 39.2 | 60.7 | 61 | 48 | 50 | |
| 1CT9-52-24SP | M52X2 | R1.1/2"X11 | 42 | 44.8 | 67.8 | 68 | 55 | 60 | 40 重系列 S 25 重系列 S |
| 1DT9-14-04SP | M14X1.5 | R1/4"X19 | 6 | 17.5 | 32.5 | 25.5 | 14 | 17 | |
| 1DT9-16-04SP | M16X1.5 | R1/4"X19 | 8 | 18.7 | 33.7 | 26.5 | 16 | 19 | |
| 1DT9-18-06SP | M18X1.5 | R3/8"X19 | 10 | 19.5 | 36 | 30.5 | 19 | 22 | |
| 1DT9-20-04SP | M20X1.5 | R1/4"X19 | 12 | 19.5 | 36 | 28 | 19 | 24 | |
| 1DT9-20-06SP | M20X1.5 | R3/8"X19 | 12 | 19.5 | 36 | 30.5 | 19 | 24 | |
| 1DT9-22-06SP | M22X1.5 | R3/8"X19 | 14 | 23 | 41 | 32.5 | 22 | 27 | |
| 1DT9-22-08SP | M22X1.5 | R1/2"X14 | 14 | 23 | 41 | 36 | 22 | 27 | |
| 1DT9-24-06SP | M24X1.5 | R3/8"X19 | 16 | 24 | 42.5 | 33.5 | 24 | 30 | |
| 1DT9-24-08SP | M24X1.5 | R1/2"X14 | 16 | 24 | 42.5 | 37.3 | 24 | 30 | |
| 1DT9-30-08SP | M30X2 | R1/2"X14 | 20 | 28.3 | 49.8 | 41 | 30 | 36 | |
| 1DT9-30-12SP | M30X2 | R3/4"X14 | 20 | 28.3 | 49.8 | 45.3 | 30 | 36 | |
| 1DT9-36-12SP | M36X2 | R3/4"X14 | 25 | 33.3 | 57.3 | 52 | 36 | 46 | 25 重系列 S |
| 1DT9-36-16SP | M36X2 | R1"X11 | 25 | 32.8 | 56.8 | 52.5 | 36 | 46 | |
| 1DT9-42-16SP | M42X2 | R1"X11 | 30 | 36.2 | 62.7 | 56.5 | 41 | 50 | |
| 1DT9-42-20SP | M42X2 | R1.1/4"X11 | 30 | 36.2 | 62.7 | 57 | 41 | 50 | |
| 1DT9-52-20SP | M52X2 | R1.1/4"X11 | 38 | 45.8 | 76.8 | 67 | 55 | 60 | |
| 1DT9-52-24SP | M52X2 | R1.1/2"X11 | 38 | 45.8 | 76.8 | 68 | 55 | 60 | |

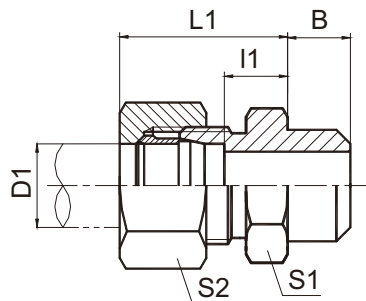
注：如需带卡套及卡套螺母整套订货，则请在代号后加“RN”，如1CT9-30-12SP/RN。
Note: In case if you are interested to order the adapter in complete set with cutting ring and nut ,it is necessary to insert suffix "RN" after our part no., for example 1CT9-30-12SP/RN.

A

焊接接头
WELD FITTINGS



1CW/1DW

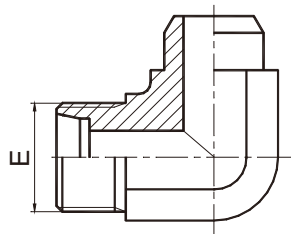


1CW-RN /1DW-RN

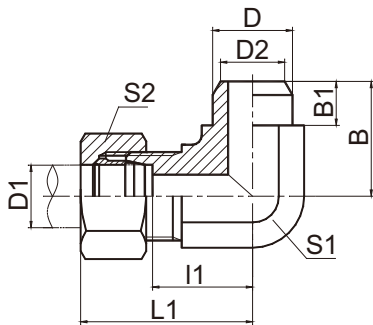
| 代 号 PART NO. | 螺 纹 THREAD | 管子外径 TUBE O.D. | | 尺 寸 DIMENSIONS | | | | | | 压力等级 MPa |
|-----------------|------------|----------------|----|----------------|----|------|----|----|----|------------------|
| | E | D1 | D2 | B | D | I1 | L1 | S1 | S2 | |
| 1CW-12-06 | M12x1.5 | 6 | 6 | 7 | 10 | 7 | 22 | 12 | 14 | 31.5 轻系列 L |
| 1CW-14-08 | M14x1.5 | 8 | 8 | 8 | 12 | 8 | 23 | 14 | 17 | |
| 1CW-16-10 | M16x1.5 | 10 | 10 | 8 | 14 | 9 | 24 | 17 | 19 | |
| 1CW-18-12 | M18x1.5 | 12 | 12 | 8 | 16 | 10 | 25 | 19 | 22 | |
| 1CW-22-15 | M22x1.5 | 15 | 15 | 10 | 19 | 11 | 26 | 22 | 27 | |
| 1CW-26-18 | M26X1.5 | 18 | 18 | 10 | 22 | 11.5 | 28 | 27 | 32 | |
| 1CW-26-22 | M26X1.5 | 18 | 22 | 10 | 27 | 13.5 | 28 | 27 | 32 | 16 轻系列 L |
| 1CW-30-22 | M30x2 | 22 | 22 | 12 | 27 | 13.5 | 30 | 32 | 36 | |
| 1CW-30-25 | M30x2 | 22 | 25 | 12 | 31 | 13.5 | 30 | 32 | 36 | |
| 1CW-36-28 | M36x2 | 28 | 28 | 12 | 32 | 16.5 | 33 | 38 | 41 | |
| 1CW-45-35 | M45X2 | 35 | 35 | 14 | 40 | 14.5 | 36 | 46 | 50 | |
| 1CW-52-42 | M52X2 | 42 | 42 | 16 | 46 | 16 | 39 | 55 | 60 | |
| 1DW-14-06 | M14x1.5 | 6 | 6 | 7 | 11 | 11 | 26 | 14 | 17 | 63 重系列 S |
| 1DW-16-08 | M16x1.5 | 8 | 8 | 8 | 13 | 13 | 28 | 17 | 19 | |
| 1DW-18-10 | M18x1.5 | 10 | 10 | 8 | 15 | 12.5 | 29 | 19 | 22 | |
| 1DW-20-12 | M20x1.5 | 12 | 12 | 10 | 17 | 14.5 | 31 | 22 | 24 | |
| 1DW-22-14 | M22x1.5 | 14 | 14 | 10 | 19 | 16 | 34 | 24 | 27 | |
| 1DW-24-16 | M24x1.5 | 16 | 16 | 10 | 21 | 15.5 | 34 | 27 | 30 | |
| 1DW-30-20 | M30x2 | 20 | 20 | 12 | 26 | 17.5 | 39 | 32 | 36 | 40 重系列 S |
| 1DW-36-25 | M36x2 | 25 | 25 | 12 | 31 | 20 | 44 | 41 | 46 | |
| 1DW-42-30 | M42x2 | 30 | 30 | 14 | 36 | 20.5 | 47 | 46 | 50 | |
| 1DW-52-38 | M52X2 | 38 | 38 | 16 | 44 | 23 | 54 | 55 | 60 | 31.5重系列S |

注：如需带卡套及卡套螺母整套订货，则请在代号后加“RN”，如1C9-30RN。
Note: In case if you are interested to order the adapter in complete set with cutting ring and nut ,it is necessary to insert suffix "RN" after our part no., for example 1C9-30RN.

90°焊接接头
90°WELD FITTINGS



1CW9/1DW9



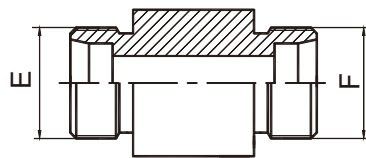
1CW9-RN/1DW9-RN

| 代 号 PART NO. | 螺 纹 THREAD | 管子外径 TUBE O.D. | | 尺 寸 DIMENSIONS | | | | | | | 压力等级 MPa |
|-----------------|------------|----------------|----|----------------|----|----|------|------|----|----|------------------|
| | E | D1 | D2 | B | B1 | D | I1 | L1 | S1 | S2 | |
| 1CW9-12-06 | M12x1.5 | 6 | 6 | 15 | 7 | 10 | 13 | 28 | 11 | 14 | 31.5 轻系列 L |
| 1CW9-14-08 | M14x1.5 | 8 | 8 | 18.5 | 8 | 12 | 15.5 | 30.5 | 14 | 17 | |
| 1CW9-16-10 | M16x1.5 | 10 | 10 | 19.5 | 8 | 14 | 17.5 | 32.5 | 16 | 19 | |
| 1CW9-18-12 | M18x1.5 | 12 | 12 | 21 | 8 | 16 | 19 | 34 | 19 | 22 | |
| 1CW9-22-15 | M22x1.5 | 15 | 15 | 25.5 | 10 | 19 | 22 | 37 | 22 | 27 | |
| 1CW9-26-18 | M26X1.5 | 18 | 18 | 28 | 10 | 22 | 25.5 | 42 | 27 | 32 | |
| 1CW9-26-22 | M26X1.5 | 18 | 22 | 28 | 10 | 27 | 25.5 | 42 | 27 | 32 | 16 轻系列 L |
| 1CW9-30-22 | M30x2 | 22 | 22 | 32 | 12 | 27 | 29.3 | 45.8 | 30 | 36 | |
| 1CW9-30-25 | M30x2 | 22 | 25 | 32 | 12 | 31 | 29.3 | 45.8 | 30 | 36 | |
| 1CW9-36-28 | M36x2 | 28 | 28 | 35.5 | 12 | 32 | 36 | 52.8 | 36 | 41 | |
| 1CW9-45-35 | M45X2 | 35 | 35 | 45 | 14 | 40 | 39.2 | 60.7 | 48 | 50 | |
| 1CW9-52-42 | M52X2 | 42 | 42 | 48.5 | 16 | 46 | 40.5 | 63.5 | 50 | 60 | |
| 1DW9-14-06 | M14x1.5 | 6 | 6 | 17.5 | 7 | 11 | 17.5 | 32.5 | 14 | 17 | 63 重系列 S |
| 1DW9-16-08 | M16x1.5 | 8 | 8 | 19.5 | 8 | 13 | 18.7 | 33.7 | 16 | 19 | |
| 1DW9-18-10 | M18x1.5 | 10 | 10 | 21 | 8 | 15 | 19.5 | 36 | 19 | 22 | |
| 1DW9-20-12 | M20x1.5 | 12 | 12 | 23 | 10 | 17 | 19.5 | 36 | 19 | 24 | |
| 1DW9-22-14 | M22x1.5 | 14 | 14 | 25.5 | 10 | 19 | 23 | 41 | 22 | 27 | |
| 1DW9-24-16 | M24x1.5 | 16 | 16 | 26.5 | 10 | 21 | 24 | 42.5 | 24 | 30 | 40 重系列 S |
| 1DW9-30-20 | M30x2 | 20 | 20 | 32 | 12 | 26 | 28 | 49.5 | 30 | 36 | |
| 1DW9-36-25 | M36x2 | 25 | 25 | 35.5 | 12 | 31 | 32.8 | 56.8 | 36 | 46 | |
| 1DW9-42-30 | M42x2 | 30 | 30 | 39.5 | 14 | 36 | 36.2 | 62.7 | 41 | 50 | |
| 1DW9-52-38 | M52X2 | 38 | 38 | 48.5 | 16 | 44 | 41.5 | 72.5 | 50 | 60 | 31.5重系列S |

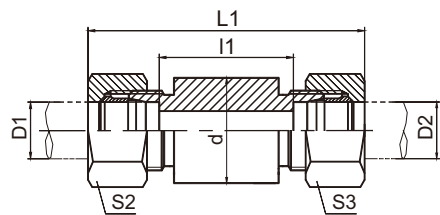
注：如需带卡套及卡套螺母整套订货，则请在代号后加“RN”，如1DW9-20-12RN。
Note: In case if you are interested to order the adapter in complete set with cutting ring and nut ,it is necessary to insert suffix "RN" after our part no., for example 1DW9-20-12RN.

A

过板接头
STRAIGHT BULKHEAD FITTINGS



1C-Y/1D-Y



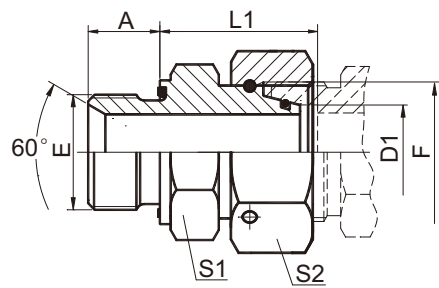
1C-Y/RN
1D-Y/RN

| 代 号 PART NO. | 螺 纹 THREAD | | 管子外径 TUBE O.D. | | 尺 寸 DIMENSIONS | | | | 压力等级 MPa |
|-----------------|------------|---------|----------------|----|----------------|-----|----|-------|------------------|
| | E | F | D1 | D2 | l1 | L1 | d | S2,S3 | |
| 1C-12Y | M12X1.5 | M12X1.5 | 6 | 6 | 56 | 85 | 18 | 14 | 31.5 轻系列 L |
| 1C-14Y | M14X1.5 | M14X1.5 | 8 | 8 | 56 | 85 | 20 | 17 | |
| 1C-16Y | M16X1.5 | M16X1.5 | 10 | 10 | 58 | 87 | 22 | 19 | |
| 1C-18Y | M18X1.5 | M18X1.5 | 12 | 12 | 58 | 87 | 25 | 22 | |
| 1C-22Y | M22X1.5 | M22X1.5 | 15 | 15 | 70 | 100 | 28 | 27 | |
| 1C-26Y | M26X1.5 | M26X1.5 | 18 | 18 | 69 | 101 | 32 | 32 | |
| 1C-30Y | M30X2 | M30X2 | 22 | 22 | 73 | 105 | 36 | 36 | 16 轻系列 L |
| 1C-36Y | M36X2 | M36X2 | 28 | 28 | 73 | 106 | 40 | 41 | |
| 1C-45Y | M45X2 | M45X2 | 35 | 35 | 71 | 114 | 50 | 50 | |
| 1C-52Y | M52X2 | M52X2 | 42 | 42 | 70 | 115 | 60 | 60 | |
| 1D-14Y | M14X1.5 | M14X1.5 | 6 | 6 | 60 | 89 | 20 | 17 | 63 重系列 S |
| 1D-16Y | M16X1.5 | M16X1.5 | 8 | 8 | 60 | 89 | 22 | 19 | |
| 1D-18Y | M18X1.5 | M18X1.5 | 10 | 10 | 59 | 91 | 25 | 22 | |
| 1D-20Y | M20X1.5 | M20X1.5 | 12 | 12 | 59 | 91 | 28 | 24 | |
| 1D-22Y | M22X1.5 | M22X1.5 | 14 | 14 | 72 | 107 | 30 | 27 | |
| 1D-24Y | M24X1.5 | M24X1.5 | 16 | 16 | 71 | 107 | 35 | 30 | 40 重系列 S |
| 1D-30Y | M30X2 | M30X2 | 20 | 20 | 71 | 114 | 38 | 36 | |
| 1D-36Y | M36X2 | M36X2 | 25 | 25 | 72 | 120 | 45 | 46 | |
| 1D-42Y | M42X2 | M42X2 | 30 | 30 | 73 | 126 | 50 | 50 | |
| 1D-52Y | M52X2 | M52X2 | 38 | 38 | 72 | 133 | 60 | 60 | 31.5 重系列S |

注：如需带卡套及卡套螺母整套订货，则请在代号后加“RN”，如1CY-30RN。
Note: In case if you are interested to order the adapter in complete set with cutting ring and nut ,it is necessary to insert suffix "RN" after our part no., for example 1CY-30RN.

英管螺纹胶垫密封柱端
BSP THREAD WITH CAPTIVE SEAL

A

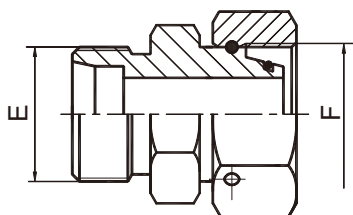


2BC-WD/2BD-WD

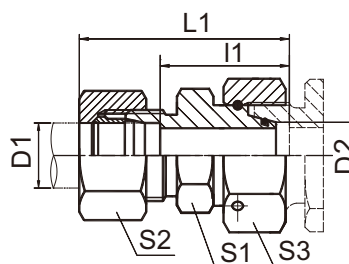
| 代 号 PART NO. | 螺 纹 THREAD | | 管子外径TUBE O.D. | 尺 寸 DIMENSIONS | | | | 压力等级 MPa |
|-----------------|------------|---------|---------------|----------------|------|----|----|------------------|
| | E | F | | A | L1 | S1 | S2 | |
| 2BC-02-12WD | G1/8"X28 | M12X1.5 | 6 | 8 | 24.5 | 14 | 14 | 31.5 轻系列 L |
| 2BC-04-14WD | G1/4"X19 | M14X1.5 | 8 | 12 | 29.5 | 19 | 17 | |
| 2BC-04-16WD | G1/4"X19 | M16X1.5 | 10 | 12 | 27.5 | 19 | 19 | |
| 2BC-06-18WD | G3/8"X19 | M18X1.5 | 12 | 12 | 34 | 22 | 22 | |
| 2BC-08-22WD | G1/2"X14 | M22X1.5 | 15 | 14 | 32 | 27 | 27 | |
| 2BC-08-26WD | G1/2"X14 | M26X1.5 | 18 | 14 | 31.5 | 27 | 32 | |
| 2BC-12-30WD | G3/4"X14 | M30X2 | 22 | 16 | 32.5 | 32 | 36 | 16 轻系列 L |
| 2BC-16-36WD | G1"X11 | M36X2 | 28 | 18 | 35 | 41 | 41 | |
| 2BC-20-45WD | G1.1/4"X11 | M45X2 | 35 | 20 | 42.5 | 50 | 50 | |
| 2BC-24-52WD | G1.1/2"X11 | M52X2 | 42 | 22 | 46.5 | 55 | 60 | |
| 2BD-04-14WD | G1/4"X19 | M14X1.5 | 6 | 12 | 27 | 19 | 17 | 63 重系列 S |
| 2BD-04-16WD | G1/4"X19 | M16X1.5 | 8 | 12 | 29.5 | 19 | 19 | |
| 2BD-06-18WD | G3/8"X19 | M18X1.5 | 10 | 12 | 32 | 22 | 22 | |
| 2BD-06-20WD | G3/8"X19 | M20X1.5 | 12 | 12 | 34 | 22 | 24 | |
| 2BD-08-22WD | G1/2"X14 | M22X1.5 | 14 | 14 | 36.5 | 27 | 27 | |
| 2BD-08-24WD | G1/2"X14 | M24X1.5 | 16 | 14 | 37 | 27 | 30 | 40 重系列 S |
| 2BD-12-30WD | G3/4"X14 | M30X2 | 20 | 16 | 43 | 32 | 36 | |
| 2BD-16-36WD | G1"X11 | M36X2 | 25 | 18 | 48 | 41 | 46 | |
| 2BD-20-42WD | G1.1/4"X11 | M42X2 | 30 | 20 | 51 | 50 | 50 | |
| 2BD-24-52WD | G1.1/2"X11 | M52X2 | 38 | 22 | 60 | 55 | 60 | 31.5重系列S |

A

外螺纹内螺纹转换接头 REDUCER TUBE ADAPTOR WITH SWIVEL NUT



2C



2C-RN

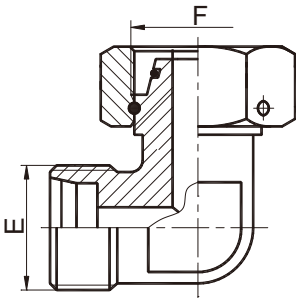
| 代 号 PART NO. | 螺 纹 THREAD | | 管子外径 TUBE O.D. | | 尺 寸 DIMENSIONS | | | | | 压力等级 MPa |
|-----------------|------------|---------|----------------|----|----------------|----|----|----|----|------------------|
| | E | F | D1 | D2 | I1 | L1 | S1 | S2 | S3 | |
| 2C-12-14 | M12X1.5 | M14X1.5 | 6 | 8 | 23.5 | 38 | 12 | 14 | 17 | 31.5 轻系列 L |
| 2C-12-16 | M12X1.5 | M16X1.5 | 6 | 10 | 25 | 40 | 14 | 14 | 19 | |
| 2C-14-16 | M14X1.5 | M16X1.5 | 8 | 10 | 25 | 40 | 14 | 17 | 19 | |
| 2C-12-18 | M12X1.5 | M18X1.5 | 6 | 12 | 25 | 40 | 17 | 14 | 22 | |
| 2C-14-18 | M14X1.5 | M18X1.5 | 8 | 12 | 25 | 40 | 17 | 17 | 22 | |
| 2C-16-18 | M16X1.5 | M18X1.5 | 10 | 12 | 26 | 41 | 17 | 19 | 22 | |
| 2C-12-22 | M12X1.5 | M22X1.5 | 6 | 15 | 28.5 | 43 | 19 | 14 | 27 | |
| 2C-14-22 | M14X1.5 | M22X1.5 | 8 | 15 | 28.5 | 43 | 19 | 17 | 27 | |
| 2C-16-22 | M16X1.5 | M22X1.5 | 10 | 15 | 29.5 | 44 | 19 | 19 | 27 | |
| 2C-18-22 | M18X1.5 | M22X1.5 | 12 | 15 | 29.5 | 44 | 19 | 22 | 27 | |
| 2C-12-26 | M12X1.5 | M26X1.5 | 6 | 18 | 28 | 43 | 24 | 14 | 32 | |
| 2C-22-26 | M22X1.5 | M26X1.5 | 15 | 18 | 30 | 45 | 24 | 27 | 32 | |
| 2C-12-30 | M12X1.5 | M30X2 | 6 | 22 | 32 | 47 | 27 | 14 | 36 | 16 轻系列 L |
| 2C-14-30 | M14X1.5 | M30X2 | 8 | 22 | 32 | 47 | 27 | 17 | 36 | |
| 2C-16-30 | M16X1.5 | M30X2 | 10 | 22 | 33 | 48 | 27 | 19 | 36 | |
| 2C-18-30 | M18X1.5 | M30X2 | 12 | 22 | 33 | 48 | 27 | 22 | 36 | |
| 2C-22-30 | M22X1.5 | M30X2 | 15 | 22 | 34 | 49 | 27 | 27 | 36 | |
| 2C-26-30 | M26X1.5 | M30X2 | 18 | 22 | 33.5 | 50 | 27 | 32 | 36 | |
| 2C-12-36 | M12X1.5 | M36X2 | 6 | 28 | 34 | 49 | 36 | 14 | 41 | |
| 2C-14-36 | M14X1.5 | M36X2 | 8 | 28 | 34 | 49 | 36 | 17 | 41 | |
| 2C-16-36 | M16X1.5 | M36X2 | 10 | 28 | 35 | 50 | 36 | 19 | 41 | |
| 2C-18-36 | M18X1.5 | M36X2 | 12 | 28 | 35 | 50 | 36 | 22 | 41 | |
| 2C-22-36 | M22X1.5 | M36X2 | 15 | 28 | 36 | 51 | 36 | 27 | 41 | |
| 2C-26-36 | M26X1.5 | M36X2 | 18 | 28 | 35.5 | 52 | 36 | 32 | 41 | |
| 2C-30-36 | M30X2 | M36X2 | 22 | 28 | 37.5 | 54 | 36 | 36 | 41 | |
| 2C-12-45 | M12X1.5 | M45X2 | 6 | 35 | 37 | 52 | 41 | 14 | 50 | |
| 2C-14-45 | M14X1.5 | M45X2 | 8 | 35 | 37 | 52 | 41 | 17 | 50 | |
| 2C-16-45 | M16X1.5 | M45X2 | 10 | 35 | 38 | 53 | 41 | 19 | 50 | |
| 2C-18-45 | M18X1.5 | M45X2 | 12 | 35 | 38 | 53 | 41 | 22 | 50 | |
| 2C-22-45 | M22X1.5 | M45X2 | 15 | 35 | 39 | 54 | 41 | 27 | 50 | |
| 2C-26-45 | M26X1.5 | M45X2 | 18 | 35 | 38.5 | 55 | 41 | 32 | 50 | |
| 2C-30-45 | M30X2 | M45X2 | 22 | 35 | 40.5 | 57 | 41 | 36 | 50 | |
| 2C-36-45 | M36X2 | M45X2 | 28 | 35 | 40.5 | 57 | 41 | 41 | 50 | |
| 2C-12-52 | M12X1.5 | M52X2 | 6 | 42 | 40.5 | 55 | 50 | 14 | 60 | |
| 2C-14-52 | M14X1.5 | M52X2 | 8 | 42 | 40.5 | 55 | 50 | 17 | 60 | |
| 2C-16-52 | M16X1.5 | M52X2 | 10 | 42 | 41.5 | 56 | 50 | 19 | 60 | |
| 2C-18-52 | M18X1.5 | M52X2 | 12 | 42 | 41.5 | 56 | 50 | 22 | 60 | |
| 2C-22-52 | M22X1.5 | M52X2 | 15 | 42 | 42.5 | 58 | 50 | 27 | 60 | |
| 2C-26-52 | M26X1.5 | M52X2 | 18 | 42 | 42 | 58 | 50 | 32 | 60 | |
| 2C-30-52 | M30X2 | M52X2 | 22 | 42 | 44 | 60 | 50 | 36 | 60 | |
| 2C-36-52 | M36X2 | M52X2 | 28 | 42 | 44 | 61 | 50 | 41 | 60 | |
| 2C-45-52 | M45X2 | M52X2 | 35 | 42 | 43 | 65 | 50 | 50 | 60 | |

注：如需带卡套及卡套螺母整套订货，则请在代号后加“RN”，如2C-30-52RN。

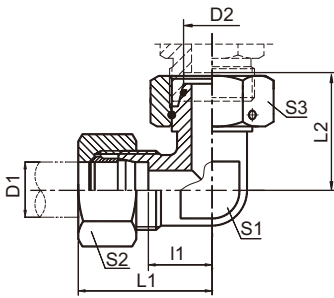
Note: In case if you are interested to order the adapter in complete set with cutting ring and nut ,it is necessary to insert suffix "RN" after our part no., for example 2C-30-52RN.

外螺纹内螺纹转换接头 90° 弯
REDUCER TUBE ADAPTOR WITH SWIVEL NUT 90° ELBOW

A



2C9/2D9



2C9-RN/2D9-RN

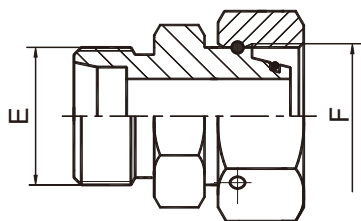
| 代 号 PART NO. | 螺 纹 THREAD | | 管子外径 TUBE O.D. | | 尺 寸 DIMENSIONS | | | | | | 压力等级 MPa |
|-----------------|------------|---------|----------------|----|----------------|----|------|----|----|----|----------------|
| | E | F | D1 | D2 | I1 | L1 | L2 | S1 | S2 | S3 | |
| 2C9-12 | M12X1.5 | M12X1.5 | 6 | 6 | 12 | 27 | 26 | 12 | 14 | 14 | 25 轻系列 L |
| 2C9-14 | M14X1.5 | M14X1.5 | 8 | 8 | 14 | 29 | 27.5 | 12 | 17 | 17 | |
| 2C9-16 | M16X1.5 | M16X1.5 | 10 | 10 | 15 | 30 | 29 | 14 | 19 | 19 | |
| 2C9-18 | M18X1.5 | M18X1.5 | 12 | 12 | 17 | 32 | 29.5 | 17 | 22 | 22 | |
| 2C9-22 | M22X1.5 | M22X1.5 | 15 | 15 | 21 | 36 | 32.5 | 19 | 27 | 27 | |
| 2C9-26 | M26X1.5 | M26X1.5 | 18 | 18 | 23.5 | 40 | 35.5 | 24 | 32 | 32 | |
| 2C9-30 | M30X2 | M30X2 | 22 | 22 | 27.5 | 44 | 38.5 | 27 | 36 | 36 | 16 轻系列L |
| 2C9-36 | M36X2 | M36X2 | 28 | 28 | 30.5 | 47 | 41.5 | 36 | 41 | 41 | |
| 2C9-45 | M45X2 | M45X2 | 35 | 35 | 34.5 | 56 | 51 | 41 | 50 | 50 | |
| 2C9-52 | M52X2 | M52X2 | 42 | 42 | 40 | 63 | 56 | 50 | 60 | 60 | |
| 2D9-14 | M14X1.5 | M14X1.5 | 6 | 6 | 16 | 31 | 27 | 12 | 17 | 17 | 63 重系列 S |
| 2D9-16 | M16X1.5 | M16X1.5 | 8 | 8 | 17 | 32 | 27.5 | 14 | 19 | 19 | |
| 2D9-18 | M18X1.5 | M18X1.5 | 10 | 10 | 17.5 | 34 | 30 | 17 | 22 | 22 | |
| 2D9-20 | M20X1.5 | M20X1.5 | 12 | 12 | 21.5 | 38 | 31 | 17 | 24 | 24 | |
| 2D9-22 | M22X1.5 | M22X1.5 | 14 | 14 | 22 | 40 | 35 | 19 | 27 | 27 | 40 重系列 S |
| 2D9-24 | M24X1.5 | M24X1.5 | 16 | 16 | 24.5 | 43 | 36.5 | 24 | 30 | 30 | |
| 2D9-30 | M30X2 | M30X2 | 20 | 20 | 26.5 | 48 | 44.5 | 27 | 36 | 36 | |
| 2D9-36 | M36X2 | M36X2 | 25 | 25 | 30 | 54 | 50 | 36 | 46 | 46 | |
| 2D9-42 | M42X2 | M42X2 | 30 | 30 | 35.5 | 62 | 55 | 41 | 50 | 50 | 31.5重系列S |
| 2D9-52 | M52X2 | M52X2 | 38 | 38 | 41 | 72 | 63 | 50 | 60 | 60 | |

注：如需带卡套及卡套螺母整套订货，则请在代号后加“RN”，如2C9-30RN。
Note: In case if you are interested to order the adapter in complete set with cutting ring and nut ,it is necessary to insert suffix "RN" after our part no., for example 2C9-30RN.

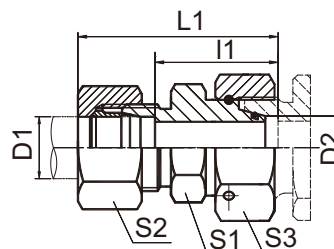
A

外螺纹内螺纹转换接头

REDUCER TUBE ADAPTOR WITH SWIVEL NUT



2D



2D-RN

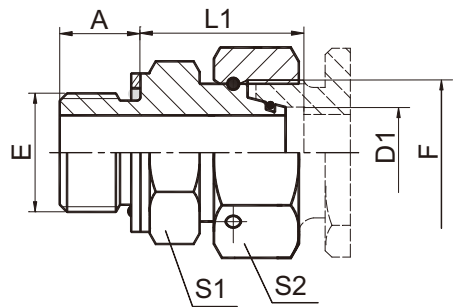
| 代 号 PART NO. | 螺 纹 THREAD | | 管子外径 TUBE O.D. | | 尺 寸 DIMENSIONS | | | | | 压力等级 MPa |
|-----------------|------------|---------|----------------|----|----------------|----|----|----|----|------------------|
| | E | F | D1 | D2 | I1 | L1 | S1 | S2 | S3 | |
| 2D-14-16 | M14X1.5 | M16X1.5 | 6 | 8 | 27 | 42 | 14 | 17 | 19 | 63 重系列 S |
| 2D-14-18 | M14X1.5 | M18X1.5 | 6 | 10 | 27.5 | 42 | 17 | 17 | 22 | |
| 2D-16-18 | M16X1.5 | M18X1.5 | 8 | 10 | 27.5 | 42 | 17 | 19 | 22 | |
| 2D-14-20 | M14X1.5 | M20X1.5 | 6 | 12 | 29 | 44 | 17 | 17 | 24 | |
| 2D-16-20 | M16X1.5 | M20X1.5 | 8 | 12 | 29 | 44 | 17 | 19 | 24 | |
| 2D-18-20 | M18X1.5 | M20X1.5 | 10 | 12 | 31 | 46 | 19 | 22 | 24 | |
| 2D-14-22 | M14X1.5 | M22X1.5 | 6 | 14 | 31.5 | 46 | 19 | 17 | 27 | |
| 2D-16-22 | M16X1.5 | M22X1.5 | 8 | 14 | 31.5 | 46 | 19 | 19 | 27 | |
| 2D-18-22 | M18X1.5 | M22X1.5 | 10 | 14 | 31 | 47 | 19 | 22 | 27 | |
| 2D-20-22 | M20X1.5 | M22X1.5 | 12 | 14 | 31 | 47 | 22 | 24 | 27 | |
| 2D-14-24 | M14X1.5 | M24X1.5 | 6 | 16 | 32 | 47 | 22 | 17 | 30 | 40 重系列 S |
| 2D-16-24 | M16X1.5 | M24X1.5 | 8 | 16 | 32 | 47 | 22 | 19 | 30 | |
| 2D-18-24 | M18X1.5 | M24X1.5 | 10 | 16 | 31.5 | 48 | 22 | 22 | 30 | |
| 2D-20-24 | M20X1.5 | M24X1.5 | 12 | 16 | 33.5 | 50 | 22 | 24 | 30 | |
| 2D-22-24 | M22X1.5 | M24X1.5 | 14 | 16 | 33 | 51 | 24 | 27 | 30 | |
| 2D-14-30 | M14X1.5 | M30X2 | 6 | 20 | 36 | 51 | 27 | 17 | 36 | |
| 2D-16-30 | M16X1.5 | M30X2 | 8 | 20 | 36 | 51 | 27 | 19 | 36 | |
| 2D-18-30 | M18X1.5 | M30X2 | 10 | 20 | 35.5 | 52 | 27 | 22 | 36 | |
| 2D-20-30 | M20X1.5 | M30X2 | 12 | 20 | 35.5 | 52 | 27 | 24 | 36 | |
| 2D-22-30 | M22X1.5 | M30X2 | 14 | 20 | 37 | 55 | 27 | 27 | 36 | |
| 2D-24-30 | M24X1.5 | M30X2 | 16 | 20 | 37.5 | 55 | 30 | 30 | 36 | |
| 2D-14-36 | M14X1.5 | M36X2 | 6 | 25 | 38.5 | 53 | 36 | 17 | 46 | |
| 2D-16-36 | M16X1.5 | M36X2 | 8 | 25 | 38.5 | 53 | 36 | 19 | 46 | |
| 2D-18-36 | M18X1.5 | M36X2 | 10 | 25 | 38 | 54 | 36 | 22 | 46 | |
| 2D-20-36 | M20X1.5 | M36X2 | 12 | 25 | 38 | 54 | 36 | 24 | 46 | |
| 2D-22-36 | M22X1.5 | M36X2 | 14 | 25 | 39.5 | 57 | 36 | 27 | 46 | |
| 2D-24-36 | M24X1.5 | M36X2 | 16 | 25 | 39 | 57 | 36 | 30 | 46 | |
| 2D-30-36 | M30X2 | M36X2 | 20 | 25 | 39 | 61 | 36 | 36 | 46 | |
| 2D-14-42 | M14X1.5 | M42X2 | 6 | 30 | 44 | 59 | 41 | 17 | 50 | 31.5 重系列 S |
| 2D-16-42 | M16X1.5 | M42X2 | 8 | 30 | 44 | 59 | 41 | 19 | 50 | |
| 2D-18-42 | M18X1.5 | M42X2 | 10 | 30 | 43.5 | 60 | 41 | 22 | 50 | |
| 2D-20-42 | M20X1.5 | M42X2 | 12 | 30 | 43.5 | 60 | 41 | 24 | 50 | |
| 2D-22-42 | M22X1.5 | M42X2 | 14 | 30 | 45 | 63 | 41 | 27 | 50 | |
| 2D-24-42 | M24X1.5 | M42X2 | 16 | 30 | 44.5 | 63 | 41 | 30 | 50 | |
| 2D-30-42 | M30X2 | M42X2 | 20 | 30 | 44.5 | 66 | 41 | 36 | 50 | |
| 2D-36-42 | M36X2 | M42X2 | 25 | 30 | 44 | 69 | 41 | 46 | 50 | |
| 2D-14-52 | M14X1.5 | M52X2 | 6 | 38 | 47.5 | 62 | 50 | 17 | 60 | |
| 2D-16-52 | M16X1.5 | M52X2 | 8 | 38 | 47.5 | 62 | 50 | 19 | 60 | |
| 2D-18-52 | M18X1.5 | M52X2 | 10 | 38 | 47 | 63 | 50 | 22 | 60 | 31.5 重系列 S |
| 2D-20-52 | M20X1.5 | M52X2 | 12 | 38 | 47 | 63 | 50 | 24 | 60 | |
| 2D-22-52 | M22X1.5 | M52X2 | 14 | 38 | 48.5 | 66 | 50 | 27 | 60 | |
| 2D-24-52 | M24X1.5 | M52X2 | 16 | 38 | 48 | 66 | 50 | 30 | 60 | |
| 2D-30-52 | M30X2 | M52X2 | 20 | 38 | 48 | 70 | 50 | 36 | 60 | |
| 2D-36-52 | M36X2 | M52X2 | 25 | 38 | 48.5 | 73 | 50 | 46 | 60 | |
| 2D-42-52 | M42X2 | M52X2 | 30 | 38 | 49 | 76 | 50 | 50 | 60 | |

注：如需带卡套及卡套螺母整套订货，则请在代号后加“RN”，如2D-30-52RN。

Note: In case if you are interested to order the adapter in complete set with cutting ring and nut, it is necessary to insert suffix "RN" after our part no., for example 2D-30-52RN.

英管螺纹 O 形圈密封柱端
BSP THREAD STUD ENDS WITH O-RING SEALING

A

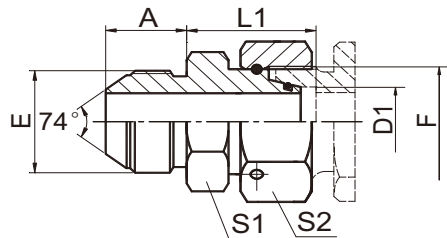


2GC/2GD

| 代 号 PART NO. | 螺 纹 THREAD | | 管子外径 TUBE O.D. | 尺 寸 DIMENSIONS | | | | 压力等级 MPa |
|-----------------|------------|---------|----------------|----------------|------|----|----|------------------|
| | E | F | | A | L1 | S1 | S2 | |
| 2GC-02-12 | G1/8"X28 | M12X1.5 | 6 | 9.5 | 20.5 | 14 | 14 | 31.5 轻系列 L |
| 2GC-04-14 | G1/4"X19 | M14X1.5 | 8 | 10 | 23.5 | 19 | 17 | |
| 2GC-04-16 | G1/4"X19 | M16X1.5 | 10 | 10 | 24 | 19 | 19 | |
| 2GC-06-18 | G3/8"X19 | M18X1.5 | 12 | 11.5 | 25.5 | 22 | 22 | |
| 2GC-08-22 | G1/2"X14 | M22X1.5 | 15 | 14 | 28.5 | 27 | 27 | |
| 2GC-08-26 | G1/2"X14 | M26X1.5 | 18 | 14 | 29 | 27 | 32 | |
| 2GC-12-30 | G3/4"X14 | M30X2 | 22 | 15.5 | 32 | 32 | 36 | 16 轻系列 L |
| 2GC-16-36 | G1"X11 | M36X2 | 28 | 18 | 35 | 41 | 41 | |
| 2GC-20-45 | G1.1/4"X11 | M45X2 | 35 | 20 | 38 | 50 | 50 | |
| 2GC-24-52 | G1.1/2"X11 | M52X2 | 42 | 21.5 | 41.5 | 55 | 60 | |
| 2GD-04-14 | G1/4"X19 | M14X1.5 | 6 | 10 | 23 | 19 | 17 | 63 重系列 S |
| 2GD-04-16 | G1/4"X19 | M16X1.5 | 8 | 10 | 26 | 19 | 19 | |
| 2GD-06-18 | G3/8"X19 | M18X1.5 | 10 | 11.5 | 25 | 22 | 22 | |
| 2GD-06-20 | G3/8"X19 | M20X1.5 | 12 | 11.5 | 28.5 | 22 | 24 | |
| 2GD-08-22 | G1/2"X14 | M22X1.5 | 14 | 14 | 31.5 | 27 | 27 | |
| 2GD-08-24 | G1/2"X14 | M24X1.5 | 16 | 14 | 30 | 27 | 30 | 40 重系列 S |
| 2GD-12-30 | G3/4"X14 | M30X2 | 20 | 15.5 | 36 | 32 | 36 | |
| 2GD-16-36 | G1"X11 | M36X2 | 25 | 18 | 38.5 | 41 | 46 | |
| 2GD-20-42 | G1.1/4"X11 | M42X2 | 30 | 20 | 42 | 50 | 50 | |
| 2GD-24-52 | G1.1/2"X11 | M52X2 | 38 | 21.5 | 47.5 | 55 | 60 | 31.5重系列S |

注：如需带卡套及卡套螺母整套订货，则请在代号后加“RN”，如2C9-30RN。
Note: In case if you are interested to order the adapter in complete set with cutting ring and nut ,it is necessary to insert suffix "RN" after our part no., for example 2C9-30RN.

A 美制JIC 74°锥密封
JIC 74°CONE SEALING

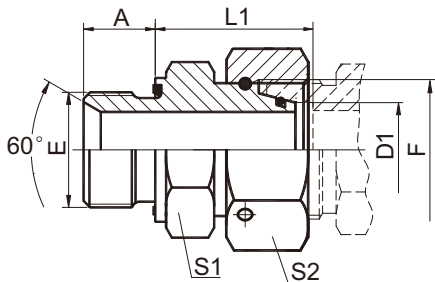


2JC/2JD

| 代 号 PART NO. | 螺 纹 THREAD | | 管子外径 TUBE O.D. | 尺 寸 DIMENSIONS | | | | 压力等级 MPa |
|-----------------|------------|---------|----------------|----------------|------|----|----|------------------|
| | E | F | | A | L1 | S1 | S2 | |
| 2JC-04-12 | 7/16"X20 | M12x1.5 | 6 | 14 | 23.5 | 14 | 17 | 31.5 轻系列 L |
| 2JC-04-14 | 7/16"X20 | M14X1.5 | 8 | 14 | 21.5 | 14 | 19 | |
| 2JC-05-14 | 1/2"X20 | M14X1.5 | 8 | 14 | 21.5 | 14 | 19 | |
| 2JC-05-16 | 1/2"X20 | M16X1.5 | 10 | 14 | 22 | 17 | 22 | |
| 2JC-06-14 | 9/16"X18 | M14X1.5 | 8 | 14.1 | 21.5 | 17 | 19 | |
| 2JC-06-16 | 9/16"X18 | M16X1.5 | 10 | 14.1 | 22 | 17 | 22 | |
| 2JC-06-18 | 9/16"X18 | M18X1.5 | 12 | 14.1 | 22 | 17 | 24 | |
| 2JC-08-18 | 3/4"X16 | M18X1.5 | 12 | 16.7 | 23 | 22 | 24 | |
| 2JC-08-22 | 3/4"X16 | M22X1.5 | 15 | 16.7 | 25.5 | 22 | 27 | |
| 2JC-10-22 | 7/8"X14 | M22X1.5 | 15 | 19.3 | 25.5 | 24 | 27 | |
| 2JC-10-26 | 7/8"X14 | M26X1.5 | 18 | 19.3 | 26 | 27 | 32 | |
| 2JC-12-26 | 1.1/16"X12 | M26X1.5 | 18 | 21.9 | 26 | 30 | 32 | |
| 2JC-12-30 | 1.1/16"X12 | M30X2 | 22 | 21.9 | 29 | 30 | 36 | 16 轻系列 L |
| 2JC-12-30D | 1.1/16"X12 | M30X1.5 | 22 | 21.9 | 29 | 30 | 36 | |
| 2JC-16-36 | 1.5/16X12 | M36X2 | 28 | 23.1 | 32 | 36 | 41 | |
| 2JC-16-36D | 1.5/16X12 | M36X1.5 | 28 | 23.1 | 32 | 36 | 41 | |
| 2JC-16-45 | 1.5/16X12 | M45X2 | 35 | 23.1 | 39 | 41 | 50 | |
| 2JC-16-45D | 1.5/16X12 | M45X1.5 | 35 | 23.1 | 39 | 41 | 50 | |
| 2JC-20-45 | 1.5/8"X12 | M45X2 | 35 | 24.3 | 39 | 46 | 50 | |
| 2JC-20-52 | 1.5/8"X12 | M52X2 | 42 | 24.3 | 43 | 50 | 60 | |
| 2JC-24-52 | 1.7/8"X12 | M52X2 | 42 | 27.5 | 43 | 50 | 60 | |
| 2JD-04-14 | 7/16"X20 | M14X1.5 | 6 | 14 | 24 | 14 | 17 | 63 重系列 S |
| 2JD-04-16 | 7/16"X20 | M16X1.5 | 8 | 14 | 24.5 | 17 | 19 | |
| 2JD-04-18 | 7/16"X20 | M18X1.5 | 10 | 14 | 22.5 | 17 | 24 | |
| 2JD-05-18 | 1/2"X20 | M18X1.5 | 10 | 14 | 22.5 | 17 | 24 | |
| 2JD-06-16 | 9/16"X18 | M16X1.5 | 8 | 14.1 | 24.5 | 17 | 19 | |
| 2JD-06-18 | 9/16"X18 | M18X1.5 | 10 | 14.1 | 22.5 | 17 | 24 | |
| 2JD-06-20 | 9/16"X18 | M20X1.5 | 12 | 14.1 | 24 | 19 | 27 | |
| 2JD-06-22 | 9/16"X18 | M22X1.5 | 14 | 14.1 | 28.5 | 22 | 27 | |
| 2JD-08-22 | 3/4"X16 | M22X1.5 | 14 | 16.7 | 28.5 | 22 | 27 | 40 重系列 S |
| 2JD-08-24 | 3/4"X16 | M24X1.5 | 16 | 16.7 | 27 | 24 | 30 | |
| 2JD-10-30 | 7/8"X14 | M30X2 | 20 | 19.3 | 31 | 30 | 36 | |
| 2JD-10-36 | 7/8"X14 | M36X2 | 25 | 19.3 | 34.5 | 36 | 46 | |
| 2JD-12-30 | 1.1/16"X12 | M30X2 | 20 | 21.9 | 31 | 30 | 36 | |
| 2JD-12-36 | 1.1/16"X12 | M36X2 | 25 | 21.9 | 34.5 | 36 | 46 | |
| 2JD-16-42 | 1.5/16"X12 | M42X2 | 30 | 23.1 | 43.5 | 41 | 50 | |
| 2JD-20-42 | 1.5/8"X12 | M42X2 | 30 | 24.3 | 43 | 46 | 50 | |
| 2JD-20-52 | 1.5/8"X12 | M52X2 | 38 | 24.3 | 47.5 | 50 | 60 | |
| 2JD-24-52 | 1.7/8"X12 | M52X2 | 38 | 27.5 | 47 | 50 | 60 | |

公制螺纹胶垫密封柱端
METRIC THREAD WITH CAPTIVE SEAL

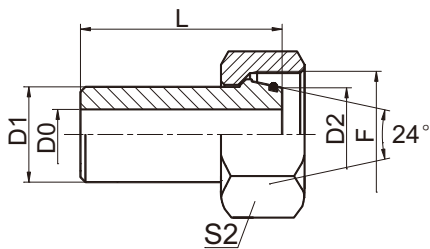
A



2MC-WD/2MD-WD

| 代 号 PART NO. | 螺 纹 THREAD | | 管子外径TUBE O.D. | 尺 寸 DIMENSIONS | | | | 压力等级 MPa |
|-----------------|------------|---------|---------------|----------------|------|----|----|------------------|
| | E | F | | A | L1 | S1 | S2 | |
| 2MC-10-12WD | M10X1 | M12X1.5 | 6 | 8 | 24.5 | 14 | 14 | 31.5 轻系列 L |
| 2MC-12-14WD | M12X1.5 | M14X1.5 | 8 | 12 | 26.5 | 17 | 17 | |
| 2MC-14-16WD | M14X1.5 | M16X1.5 | 10 | 12 | 27.5 | 19 | 19 | |
| 2MC-16-18WD | M16X1.5 | M18X1.5 | 12 | 12 | 30.5 | 22 | 22 | |
| 2MC-18-22WD | M18X1.5 | M22X1.5 | 15 | 12 | 31.5 | 24 | 27 | |
| 2MC-22-26WD | M22X1.5 | M26X1.5 | 18 | 14 | 31.5 | 27 | 32 | |
| 2MC-26-30WD | M26X1.5 | M30X2 | 22 | 16 | 32.5 | 32 | 36 | 16 轻系列 L |
| 2MC-33-36WD | M33X2 | M36X2 | 28 | 18 | 35 | 41 | 41 | |
| 2MC-42-45WD | M42X2 | M45X2 | 35 | 20 | 42.5 | 50 | 50 | |
| 2MC-48-52WD | M48X2 | M52X2 | 42 | 22 | 46.5 | 55 | 60 | |
| 2MD-12-14WD | M12X1.5 | M14X1.5 | 6 | 12 | 27 | 17 | 17 | 63 重系列 S |
| 2MD-14-16WD | M14X1.5 | M16X1.5 | 8 | 12 | 29.5 | 19 | 19 | |
| 2MD-16-18WD | M16X1.5 | M18X1.5 | 10 | 12 | 32 | 22 | 22 | |
| 2MD-18-20WD | M18X1.5 | M20X1.5 | 12 | 12 | 34 | 24 | 24 | |
| 2MD-20-22WD | M20X1.5 | M22X1.5 | 14 | 14 | 36.5 | 27 | 27 | |
| 2MD-22-24WD | M22X1.5 | M24X1.5 | 16 | 14 | 37 | 27 | 30 | |
| 2MD-27-30WD | M27X2 | M30X2 | 20 | 16 | 43 | 32 | 36 | 40 重系列 S |
| 2MD-33-36WD | M33X2 | M36X2 | 25 | 18 | 48 | 41 | 46 | |
| 2MD-42-42WD | M42X2 | M42X2 | 30 | 20 | 51 | 50 | 50 | |
| 2MD-48-52WD | M48X2 | M52X2 | 38 | 22 | 60 | 55 | 60 | 31.5重系列S |

A
焊接接头
WELD FITTINGS

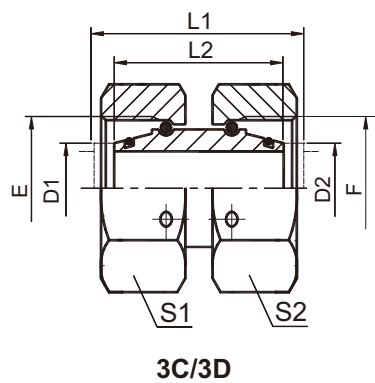


2WC/2WD

| 代 号 PART NO. | 螺 纹 THREAD | 管子尺寸 TUBE SIZE | 尺 寸 DIMENSIONS | | | | 压力等级 MPa |
|-----------------|------------|----------------|----------------|-----|----|----|----------------|
| | F | D1xt | L | D0 | D2 | S2 | |
| 2WC-6X1.5 | M12X1.5 | 6X1.5 | 30 | 2.5 | 6 | 14 | 25 轻系列L |
| 2WC-8X2.0 | M14X1.5 | 8X2.0 | 30 | 4 | 8 | 17 | |
| 2WC-10X2.0 | M16X1.5 | 10X2.0 | 31 | 6 | 10 | 19 | |
| 2WC-12X2.0 | M18X1.5 | 12X2.0 | 31 | 7.5 | 12 | 22 | |
| 2WC-15X2.0 | M22X1.5 | 15X2.0 | 35 | 10 | 15 | 27 | |
| 2WC-18X2.0 | M26X1.5 | 18X2.0 | 35 | 13 | 18 | 32 | |
| 2WC-22X2.0 | M30X2 | 22X2.0 | 35 | 17 | 22 | 36 | 16 轻系列 L |
| 2WC-28X2.5 | M36X2 | 28X2.5 | 41 | 23 | 28 | 41 | |
| 2WC-35X3.0 | M45X2 | 35X3.0 | 48 | 29 | 35 | 50 | |
| 2WC-42X3.0 | M52X2 | 42X3.0 | 50.5 | 36 | 42 | 60 | |
| 2WD-6X1.5 | M14X1.5 | 6X1.5 | 28.5 | 2.5 | 6 | 17 | 63 重系列 S |
| 2WD-8X2.0 | M16X1.5 | 8X2.0 | 29 | 4 | 8 | 19 | |
| 2WD-10X1.0 | M18X1.5 | 10X1.0 | 32 | 6.5 | 10 | 22 | |
| 2WD-10X1.5 | M18X1.5 | 10X1.5 | 32 | 6.5 | 10 | 22 | |
| 2WD-10X2.0 | M18X1.5 | 10X2.0 | 32 | 6 | 10 | 22 | |
| 2WD-12X1.5 | M20X1.5 | 12X1.5 | 32.5 | 8 | 12 | 27 | |
| 2WD-12X2.0 | M20X1.5 | 12X2.0 | 32.5 | 8 | 12 | 27 | |
| 2WD-12X2.5 | M20X1.5 | 12X2.5 | 32.5 | 7 | 12 | 27 | |
| 2WD-16X1.5 | M24X1.5 | 16X1.5 | 39 | 13 | 16 | 30 | 40 重系列 S |
| 2WD-16X2.0 | M24X1.5 | 16X2.0 | 39 | 12 | 16 | 30 | |
| 2WD-16X2.5 | M24X1.5 | 16X2.5 | 39 | 11 | 16 | 30 | |
| 2WD-16X3.0 | M24X1.5 | 16X3.0 | 39 | 10 | 16 | 30 | |
| 2WD-20X2.0 | M30X2 | 20X2.0 | 43 | 15 | 20 | 36 | |
| 2WD-20X2.5 | M30X2 | 20X2.5 | 43 | 15 | 20 | 36 | |
| 2WD-20X3.0 | M30X2 | 20X3.0 | 43 | 14 | 20 | 36 | |
| 2WD-20X4.0 | M30X2 | 20X4.0 | 43 | 12 | 20 | 36 | |
| 2WD-25X2.5 | M36X2 | 25X2.5 | 50 | 20 | 25 | 46 | |
| 2WD-25X3.0 | M36X2 | 25X3.0 | 50 | 19 | 25 | 46 | |
| 2WD-25X4.0 | M36X2 | 25X4.0 | 50 | 17 | 25 | 46 | |
| 2WD-25X5.0 | M36X2 | 25X5.0 | 50 | 15 | 25 | 46 | |
| 2WD-30X3.0 | M42X2 | 30X3.0 | 52 | 24 | 30 | 50 | 25 重系列 S |
| 2WD-30X4.0 | M42X2 | 30X4.0 | 52 | 22 | 30 | 50 | |
| 2WD-30X5.0 | M42X2 | 30X5.0 | 52 | 20 | 30 | 50 | |
| 2WD-30X6.0 | M42X2 | 30X6.0 | 52 | 18 | 30 | 50 | |
| 2WD-38X4.0 | M52X2 | 38X4.0 | 56.5 | 30 | 38 | 60 | |
| 2WD-38X5.0 | M52X2 | 38X5.0 | 56.5 | 28 | 38 | 60 | |
| 2WD-38X6.0 | M52X2 | 38X6.0 | 56.5 | 26 | 38 | 60 | |
| 2WD-38X7.0 | M52X2 | 38X7.0 | 56.5 | 24 | 38 | 60 | |

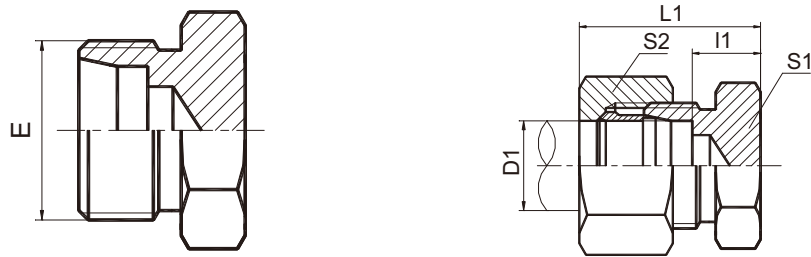
内螺纹直通接头
STRAIGHT TUBE ADAPTERS WITH SWIVEL NUT

A



| 代 号 PART NO. | 螺 纹 THREAD | 管子外径 TUBE O.D. | 尺 寸 DIMENSIONS | | | 压力等级 MPa |
|-----------------|------------|----------------|----------------|----|-------|------------------|
| | E,F | D1,D2 | L1 | L2 | S1,S2 | |
| 3C-12 | M12X1.5 | 6 | 33 | 32 | 14 | 31.5 轻系列 L |
| 3C-14 | M14X1.5 | 8 | 33 | 32 | 17 | |
| 3C-16 | M16X1.5 | 10 | 34 | 33 | 19 | |
| 3C-18 | M18X1.5 | 12 | 34 | 33 | 22 | |
| 3C-22 | M22X1.5 | 15 | 39 | 38 | 27 | |
| 3C-26 | M26X1.5 | 18 | 41 | 39 | 32 | |
| 3C-30 | M30X2 | 22 | 44 | 42 | 36 | 16 轻系列 L |
| 3C-36 | M36X2 | 28 | 48 | 46 | 46 | |
| 3C-45 | M45X2 | 35 | 52 | 48 | 50 | |
| 3C-52 | M52X2 | 42 | 57 | 52 | 60 | |
| 3D-14 | M14X1.5 | 6 | 33 | 32 | 17 | 63 重系列 S |
| 3D-16 | M16X1.5 | 8 | 34 | 33 | 19 | |
| 3D-18 | M18X1.5 | 10 | 35 | 33 | 22 | |
| 3D-20 | M20X1.5 | 12 | 38 | 36 | 24 | |
| 3D-22 | M22X1.5 | 14 | 41 | 39 | 27 | |
| 3D-24 | M24X1.5 | 16 | 42 | 39 | 30 | |
| 3D-30 | M30X2 | 20 | 48 | 44 | 36 | 40 重系列 S |
| 3D-36 | M36X2 | 25 | 53 | 46 | 46 | |
| 3D-42 | M42X2 | 30 | 62 | 52 | 50 | |
| 3D-52 | M52X2 | 38 | 67 | 52 | 60 | |
| | | | | | | 31.5重系列S |

A 堵头
PLUG



4C/4D

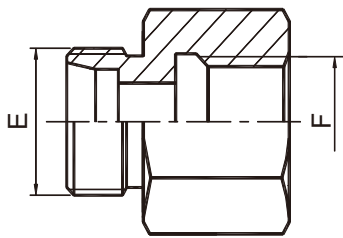
4C-RN/4D-RN

| 代 号 PART NO. | 螺 纹 THREAD | 管子外径 TUBE O.D. | 尺 寸 DIMENSIONS | | | | 压力等级 MPa |
|-----------------|------------|----------------|----------------|----|----|----|------------------|
| | E | D1 | l1 | L1 | S1 | S2 | |
| 4C-12 | M12x1.5 | 6 | 7 | 22 | 12 | 14 | 31.5 轻系列 L |
| 4C-14 | M14x1.5 | 8 | 8 | 23 | 14 | 17 | |
| 4C-16 | M16x1.5 | 10 | 9 | 24 | 17 | 19 | |
| 4C-18 | M18x1.5 | 12 | 10 | 25 | 19 | 22 | |
| 4C-22 | M22x1.5 | 15 | 11 | 26 | 24 | 27 | |
| 4C-26 | M26x1.5 | 18 | 11.5 | 28 | 27 | 32 | |
| 4C-30 | M30x2 | 22 | 13.5 | 30 | 32 | 36 | 16 轻系列 L |
| 4C-30D | M30x1.5 | 22 | 13.5 | 30 | 32 | 36 | |
| 4C-36 | M36x2 | 28 | 14.5 | 31 | 41 | 41 | |
| 4C-36D | M36x1.5 | 28 | 14.5 | 31 | 41 | 41 | |
| 4C-45 | M45X2 | 35 | 14.5 | 36 | 46 | 50 | |
| 4C-45D | M45X1.5 | 35 | 14.5 | 36 | 46 | 50 | |
| 4C-52 | M52X2 | 42 | 16 | 39 | 55 | 60 | 63 重系列 S |
| 4D-14 | M14X1.5 | 6 | 11 | 26 | 14 | 17 | |
| 4D-16 | M16X1.5 | 8 | 13 | 28 | 17 | 19 | |
| 4D-18 | M18x1.5 | 10 | 12.5 | 29 | 19 | 22 | |
| 4D-20 | M20x1.5 | 12 | 14.5 | 31 | 22 | 24 | |
| 4D-22 | M22x1.5 | 14 | 16 | 34 | 24 | 27 | |
| 4D-24 | M24x1.5 | 16 | 15.5 | 34 | 27 | 30 | 40 重系列 S |
| 4D-30 | M30x2 | 20 | 17.5 | 39 | 32 | 36 | |
| 4D-36 | M36x2 | 25 | 20 | 44 | 38 | 46 | |
| 4D-42 | M42x2 | 30 | 20.5 | 47 | 46 | 50 | |
| 4D-52 | M52X2 | 38 | 23 | 54 | 55 | 60 | 31.5重系列S |

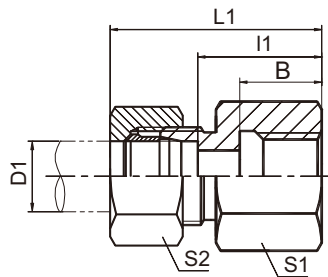
注：如需带卡套及卡套螺母整套订货，则请在代号后加“RN”，如 4C-30RN。
Note: In case if you are interested to order the adapter in complete set with cutting ring and nut ,it is necessary to insert suffix "RN" after our part no., for example 4C-30RN.

英管内螺纹柱端接头
BSP FEMALE STUD FITTINGS

A



5CB/5DB

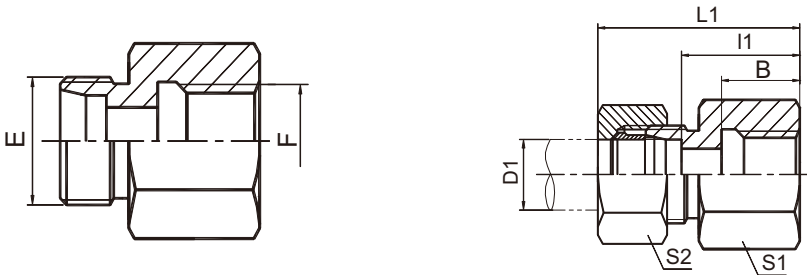


5CB-RN/5DB-RN

| 代 号 PART NO. | 螺 纹 THREAD | | 管子外径 TUBE O.D. | 尺 寸 DIMENSIONS | | | | | 压力等级 MPa |
|-----------------|------------|------------|----------------|----------------|------|----|----|----|------------------|
| | E | F | | B | l1 | L1 | S1 | S2 | |
| 5CB-12-02 | M12X1.5 | G1/8"X28 | 6 | 12 | 19 | 34 | 14 | 14 | 31.5 轻系列 L |
| 5CB-12-04 | M12X1.5 | G1/4"X19 | 6 | 16 | 23 | 36 | 19 | 17 | |
| 5CB-14-04 | M14X1.5 | G1/4"X19 | 8 | 17 | 24 | 39 | 19 | 17 | |
| 5CB-14-06 | M14X1.5 | G3/8"X19 | 8 | 17 | 25 | 40 | 24 | 17 | |
| 5CB-14-08 | M14X1.5 | G1/2"X14 | 8 | 20 | 29 | 44 | 27 | 17 | |
| 5CB-16-04 | M16X1.5 | G1/4"X19 | 10 | 17 | 25 | 40 | 19 | 19 | |
| 5CB-16-06 | M16X1.5 | G3/8"X19 | 10 | 17 | 26 | 41 | 24 | 19 | |
| 5CB-16-08 | M16X1.5 | G1/2"X14 | 10 | 20 | 30 | 45 | 27 | 19 | |
| 5CB-18-04 | M18X1.5 | G1/4"X19 | 12 | 17 | 23 | 38 | 19 | 22 | |
| 5CB-18-06 | M18X1.5 | G3/8"X19 | 12 | 17 | 26 | 41 | 24 | 22 | |
| 5CB-18-08 | M18X1.5 | G1/2"X14 | 12 | 20 | 30 | 45 | 27 | 22 | |
| 5CB-22-06 | M22X1.5 | G3/8"X19 | 15 | 17 | 28 | 43 | 24 | 27 | 16 轻系列 L |
| 5CB-22-08 | M22X1.5 | G1/2"X14 | 15 | 20 | 31 | 46 | 27 | 27 | |
| 5CB-26-08 | M26X1.5 | G1/2"X14 | 18 | 20 | 30.5 | 47 | 27 | 32 | |
| 5CB-30-12 | M30X2 | G3/4"X14 | 22 | 22 | 35.5 | 52 | 36 | 36 | |
| 5CB-36-16 | M36X2 | G1"X11 | 28 | 24.5 | 38 | 55 | 41 | 41 | |
| 5CB-45-20 | M45X2 | G1.1/4"X11 | 35 | 26.5 | 41 | 63 | 55 | 50 | |
| 5CB-52-24 | M52X2 | G1.1/2"X11 | 42 | 28.5 | 42.5 | 65 | 60 | 60 | |
| 5DB-14-04 | M14X1.5 | G1/4"X19 | 6 | 17 | 26 | 41 | 19 | 17 | 63 重系列 S |
| 5DB-16-04 | M16X1.5 | G1/4"X19 | 8 | 17 | 26 | 41 | 19 | 19 | |
| 5DB-18-06 | M18X1.5 | G3/8"X19 | 10 | 17 | 26.5 | 43 | 24 | 22 | |
| 5DB-20-06 | M20X1.5 | G3/8"X19 | 12 | 17 | 27.5 | 28 | 24 | 24 | |
| 5DB-20-08 | M20X1.5 | G1/2"X14 | 12 | 20 | 30.5 | 31 | 24 | 24 | |
| 5DB-22-08 | M22X1.5 | G1/2"X14 | 14 | 20 | 32 | 50 | 30 | 27 | |
| 5DB-24-08 | M24X1.5 | G1/2"X14 | 16 | 20 | 31.5 | 50 | 30 | 30 | |
| 5DB-30-12 | M30X2 | G3/4"X14 | 20 | 22 | 34.5 | 56 | 36 | 36 | 40 重系列 S |
| 5DB-36-16 | M36X2 | G1"X11 | 25 | 24.5 | 37.5 | 62 | 41 | 46 | |
| 5DB-42-20 | M42X2 | G1.1/4"X11 | 30 | 26.5 | 42 | 69 | 55 | 50 | |
| 5DB-52-24 | M52X2 | G1.1/2"X11 | 38 | 28.5 | 43.5 | 74 | 60 | 60 | |
| | | | | | | | | | 31.5重系列S |

注：如需带卡套及卡套螺母整套订货，则请在代号后加“RN”，如 5CB-45-20RN。
Note: In case if you are interested to order the adapter in complete set with cutting ring and nut ,it is necessary to insert suffix "RN" after our part no., for example 5CB-45-20RN.

公制内螺纹柱端接头
METRIC FEMALE STUD FITTINGS



5CM/5DM

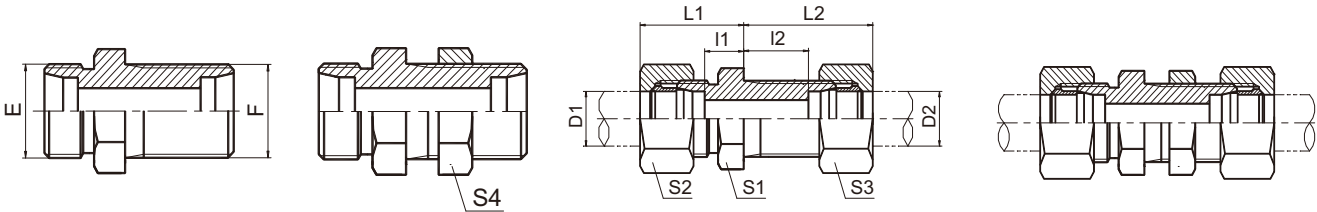
5CM-RN/5DM-RN

Table with 9 columns: 代号 PART NO., 螺 纹 THREAD (E, F), 管子外径 TUBE O.D. (D1), 尺 寸 DIMENSIONS (B, l1, L1, S1, S2), and 压力等级 MPa. It lists specifications for various fittings including 5CM, 5DM, and 5DM-RN series across different pressure ratings (25, 16, 63, 40, 25).

注：如需带卡套及卡套螺母整套订货，则请在代号后加“RN”，如 5DM-30-27RN。
Note: In case if you are interested to order the adapter in complete set with cutting ring and nut ,it is necessary to insert suffix "RN" after our part no., for example 5DM-30-27RN.

直通过板接头
STRAIGHT BULKHEAD FITTINGS

A



6C
6D

6C-LN
6D-LN

6C-RN
6D-RN

6C-LN/RN
6D-LN/RN

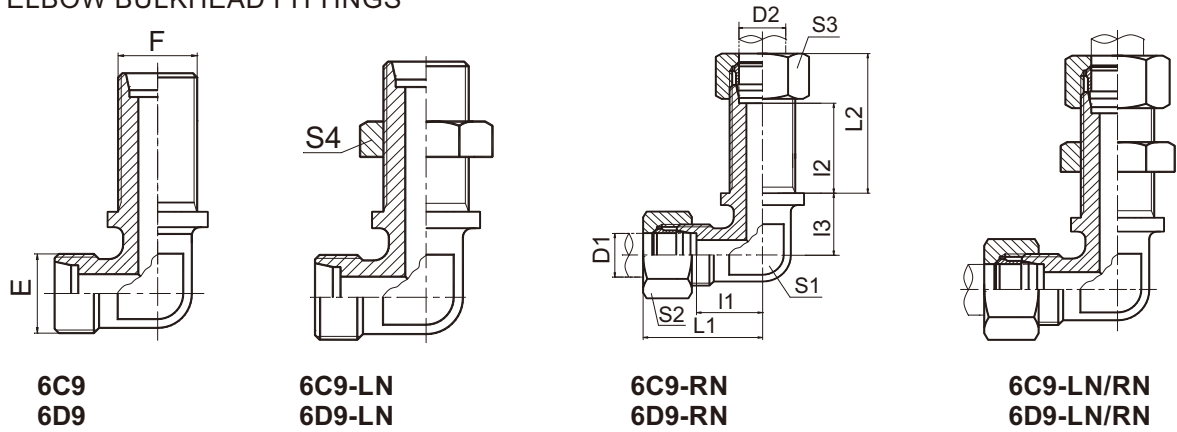
| 代 号 PART NO. | 螺 纹 THREAD | | 管子外径 TUBE O.D. | | 尺 寸 DIMENSIONS | | | | | | | 压力等级 MPa |
|-----------------|------------|---------|----------------|----|----------------|------|----|----|----|-------|----|------------------|
| | E | F | D1 | D2 | I1 | I2 | L1 | L2 | S1 | S2,S3 | S4 | |
| 6C-12 | M12X1.5 | M12X1.5 | 6 | 6 | 7 | 27 | 22 | 42 | 17 | 14 | 17 | 31.5 轻系列 L |
| 6C-14 | M14X1.5 | M14X1.5 | 8 | 8 | 8 | 27 | 23 | 42 | 19 | 17 | 19 | |
| 6C-16 | M16X1.5 | M16X1.5 | 10 | 10 | 10 | 28 | 25 | 43 | 22 | 19 | 22 | |
| 6C-18 | M18X1.5 | M18X1.5 | 12 | 12 | 10 | 29 | 25 | 44 | 24 | 22 | 24 | |
| 6C-22 | M22X1.5 | M22X1.5 | 15 | 15 | 12 | 31 | 27 | 46 | 27 | 27 | 30 | |
| 6C-26 | M26X1.5 | M26X1.5 | 18 | 18 | 13.5 | 32.5 | 30 | 49 | 32 | 32 | 36 | |
| 6C-30 | M30X2 | M30X2 | 22 | 22 | 16.5 | 34.5 | 33 | 51 | 36 | 36 | 41 | 16 轻系列L |
| 6C-36 | M36X2 | M36X2 | 28 | 28 | 18.5 | 35.5 | 35 | 52 | 41 | 41 | 46 | |
| 6C-45 | M45X2 | M45X2 | 35 | 35 | 18.5 | 36.5 | 40 | 58 | 50 | 50 | 55 | |
| 6C-52 | M52X2 | M52X2 | 42 | 42 | 19 | 36 | 42 | 59 | 60 | 60 | 65 | |
| 6D-14 | M14X1.5 | M14X1.5 | 6 | 6 | 12 | 29 | 27 | 44 | 19 | 17 | 19 | 63 重系列 S |
| 6D-16 | M16X1.5 | M16X1.5 | 8 | 8 | 13 | 29 | 28 | 44 | 22 | 19 | 22 | |
| 6D-18 | M18X1.5 | M18X1.5 | 10 | 10 | 14.5 | 29.5 | 31 | 46 | 24 | 22 | 24 | |
| 6D-20 | M20X1.5 | M20X1.5 | 12 | 12 | 14.5 | 30.5 | 31 | 47 | 27 | 24 | 27 | |
| 6D-22 | M22X1.5 | M22X1.5 | 14 | 14 | 17 | 32 | 35 | 50 | 30 | 27 | 30 | 40 重系列 S |
| 6D-24 | M24X1.5 | M24X1.5 | 16 | 16 | 16.5 | 31.5 | 35 | 50 | 32 | 30 | 32 | |
| 6D-30 | M30X2 | M30X2 | 20 | 20 | 17.5 | 33.5 | 39 | 55 | 41 | 36 | 41 | |
| 6D-36 | M36X2 | M36X2 | 25 | 25 | 20 | 35 | 44 | 59 | 46 | 46 | 46 | |
| 6D-42 | M42X2 | M42X2 | 30 | 30 | 21.5 | 37.5 | 48 | 64 | 50 | 50 | 50 | 31.5重系列S |
| 6D-52 | M52X2 | M52X2 | 38 | 38 | 22 | 37 | 53 | 68 | 65 | 60 | 65 | |

注：如需带锁母订货，则请在代号后加“LN”，如 6C-30LN；如需带卡套及卡套螺母订货，在代号后加“RN”，如 6C-30RN；如需带锁母、卡套及卡套螺母订货，在代号后加“LN/RN”，如 6C-30LN/RN。

Note: In case if you are interestedto order the adapter with lock nut,please insert suffix "LN" after our part no.for example 6C-30LN,order the adapter with cutting ring and nut,insert suffix "RN" after part no.,for example 6C-30RN,order the adapter with lock nut and cutting ring and nut,insert suffix "LN/RN" afterpart no.,for example 6C-30LN/RN.

A

90° 弯曲过板接头
90° ELBOW BULKHEAD FITTINGS



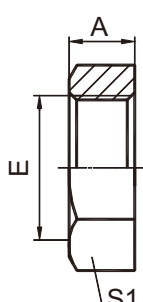
| 代 号 PART NO. | 螺 纹 THREAD | | 管子外径 TUBE O.D. | | 尺 寸 DIMENSIONS | | | | | | | | 压力等级 MPa |
|-----------------|------------|---------|----------------|----|----------------|------|----|----|----|----|-------|----|------------------|
| | E | F | D1 | D2 | I1 | I2 | I3 | L1 | L2 | S1 | S2,S3 | S4 | |
| 6C9-12 | M12X1.5 | M12X1.5 | 6 | 6 | 27 | 12 | 14 | 42 | 27 | 12 | 14 | 17 | 31.5 轻系列 L |
| 6C9-14 | M14X1.5 | M14X1.5 | 8 | 8 | 27 | 14 | 17 | 42 | 29 | 12 | 17 | 19 | |
| 6C9-16 | M16X1.5 | M16X1.5 | 10 | 10 | 28 | 15 | 18 | 43 | 30 | 14 | 19 | 22 | |
| 6C9-18 | M18X1.5 | M18X1.5 | 12 | 12 | 29 | 17 | 20 | 44 | 32 | 17 | 22 | 24 | |
| 6C9-22 | M22X1.5 | M22X1.5 | 15 | 15 | 31 | 21 | 23 | 46 | 36 | 19 | 27 | 30 | |
| 6C9-26 | M26X1.5 | M26X1.5 | 18 | 18 | 32.5 | 23.5 | 24 | 49 | 40 | 24 | 32 | 36 | |
| 6C9-30 | M30X2 | M30X2 | 22 | 22 | 34.5 | 27.5 | 30 | 51 | 44 | 27 | 36 | 41 | 16 轻系列 L |
| 6C9-36 | M36X2 | M36X2 | 28 | 28 | 35.5 | 30.5 | 34 | 52 | 47 | 36 | 41 | 46 | |
| 6C9-45 | M45X2 | M45X2 | 35 | 35 | 36.5 | 34.5 | 39 | 58 | 56 | 41 | 50 | 55 | |
| 6C9-52 | M52X2 | M52X2 | 42 | 42 | 36 | 40 | 43 | 59 | 63 | 50 | 60 | 65 | |
| 6D9-14 | M14X1.5 | M14X1.5 | 6 | 6 | 29 | 16 | 17 | 44 | 31 | 12 | 17 | 19 | 63 重系列 S |
| 6D9-16 | M16X1.5 | M16X1.5 | 8 | 8 | 29 | 17 | 18 | 44 | 32 | 14 | 19 | 22 | |
| 6D9-18 | M18X1.5 | M18X1.5 | 10 | 10 | 29.5 | 17.5 | 20 | 46 | 34 | 17 | 22 | 24 | |
| 6D9-20 | M20X1.5 | M20X1.5 | 12 | 12 | 30.5 | 21.5 | 21 | 47 | 38 | 17 | 24 | 27 | |
| 6D9-22 | M22X1.5 | M22X1.5 | 14 | 14 | 32 | 22 | 23 | 50 | 40 | 19 | 27 | 30 | |
| 6D9-24 | M24X1.5 | M24X1.5 | 16 | 16 | 31.5 | 24.5 | 24 | 50 | 43 | 24 | 30 | 32 | 40 重系列 S |
| 6D9-30 | M30X2 | M30X2 | 20 | 20 | 33.5 | 26.5 | 30 | 55 | 48 | 27 | 36 | 41 | |
| 6D9-36 | M36X2 | M36X2 | 25 | 25 | 35 | 30 | 34 | 59 | 54 | 36 | 46 | 46 | |
| 6D9-42 | M42X2 | M42X2 | 30 | 30 | 37.5 | 35.5 | 39 | 64 | 62 | 41 | 50 | 50 | |
| 6D9-52 | M52X2 | M52X2 | 38 | 38 | 37 | 41 | 43 | 68 | 72 | 50 | 60 | 65 | 31.5重系列S |

注：如需带锁母订货，则请在代号后加“LN”，如6C9-30LN；如需带卡套及卡套螺母订货，在代号后加“RN”，如6C9-30RN；如需带锁母、卡套及卡套螺母订货，在代号后加“LN/RN”，如6C9-30LN/RN。

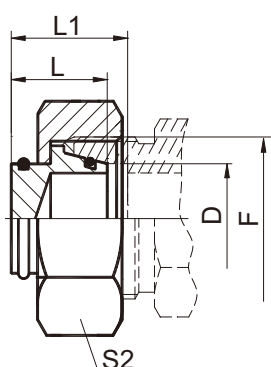
Note: In case if you are interested to order the adapter with lock nut, please insert suffix "LN" after our part no. for example 6C9-30LN, order the adapter with cutting ring and nut, insert suffix "RN" after part no., for example 6C9-30RN, order the adapter with lock nut and cutting ring and nut, insert suffix "LN/RN" after part no., for example 6C9-30LN/RN.

公制螺纹锁母
METRIC LOCK NUT

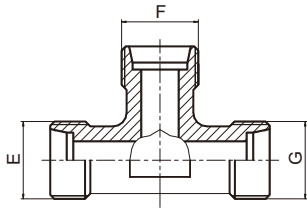
A

|  | 代 号 PART NO. | 螺 纹 THREAD | 尺 寸 DIMENSIONS | |
|---|-----------------|------------|----------------|----|
| | | E | A | S1 |
| 8C | 8C-10 | M10X1 | 6 | 14 |
| | 8C-12 | M12x1.5 | 7.5 | 17 |
| | 8C-12(M12X1.25) | M12X1.25 | 7.5 | 17 |
| | 8C-14 | M14x1.5 | 7.5 | 19 |
| | 8C-16 | M16x1.5 | 7.5 | 22 |
| | 8C-16(A8.5) | M16x1.5 | 8.5 | 22 |
| | 8C-18 | M18x1.5 | 7.5 | 24 |
| | 8C-20 | M20x1.5 | 8 | 27 |
| | 8C-20(S24XA9) | M20x1.5 | 9 | 24 |
| | 8C-20(S30XA9) | M20x1.5 | 9 | 30 |
| | 8C-22 | M22x1.5 | 8 | 27 |
| | 8C-22(S30XA9) | M22x1.5 | 9 | 30 |
| | 8C-24 | M24x1.5 | 8 | 30 |
| | 8C-26 | M26x1.5 | 8 | 32 |
| | 8C-27 | M27x1.5 | 8 | 32 |
| | 8C-27A | M27x2 | 10 | 32 |
| | 8C-30 | M30x2 | 10 | 36 |
| | 8C-33 | M33x2 | 10 | 41 |
| | 8C-33A | M33X1.5 | 10 | 41 |
| | 8C-36 | M36x2 | 10 | 41 |
| | 8C-42 | M42x2 | 10 | 50 |
| | 8C-45 | M45x2 | 10 | 55 |
| | 8C-48 | M48x2 | 10 | 55 |
| | 8C-52 | M52x2 | 10 | 60 |
| | 8C-60 | M60x2 | 10 | 65 |

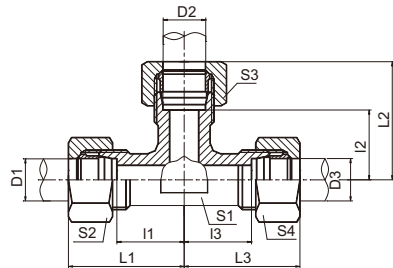
内螺纹堵头
FEMALE PLUG

|  | 代 号 PART NO. | 螺 纹 THREAD F | 管子外径 TUBE O.D. D | 尺 寸 DIMENSIONS | | | 压力等级 MPa |
|---|-----------------|-----------------|---------------------|----------------|------|----|------------------|
| | | | | L | L1 | S2 | |
| 9C/9D | 9C-12 | M12X1.5 | 6 | 15.5 | 17.5 | 14 | 31.5 轻系列 L |
| | 9C-14 | M14X1.5 | 8 | 15.5 | 18 | 17 | |
| | 9C-16 | M16X1.5 | 10 | 16.5 | 18 | 19 | |
| | 9C-18 | M18X1.5 | 12 | 18 | 19.5 | 22 | |
| | 9C-22 | M22X1.5 | 15 | 19.5 | 20 | 27 | |
| | 9C-26 | M26X1.5 | 18 | 20 | 22 | 32 | 16 轻系列 L |
| | 9C-30 | M30X2 | 22 | 21.5 | 22.5 | 36 | |
| | 9C-36 | M36X2 | 28 | 22.5 | 24.5 | 41 | |
| | 9C-45 | M45X2 | 35 | 25 | 29 | 55 | |
| | 9C-52 | M52X2 | 42 | 27 | 31.5 | 60 | 63 重系列 S |
| | 9D-14 | M14X1.5 | 6 | 16 | 18 | 17 | |
| | 9D-16 | M16X1.5 | 8 | 16.5 | 18.5 | 19 | |
| | 9D-18 | M18X1.5 | 10 | 18 | 20 | 22 | |
| | 9D-20 | M20X1.5 | 12 | 18.5 | 20.5 | 24 | |
| | 9D-22 | M22X1.5 | 14 | 19 | 21.5 | 27 | |
| | 9D-24 | M24X1.5 | 16 | 18.5 | 21.5 | 30 | 40 重系列 S |
| | 9D-30 | M30X2 | 20 | 22.5 | 25 | 36 | |
| | 9D-36 | M36X2 | 25 | 23.5 | 28.5 | 46 | |
| | 9D-42 | M42X2 | 30 | 25.5 | 32 | 50 | |
| | 9D-52 | M52X2 | 38 | 26.5 | 36 | 60 | 31.5重系列S |

A
三通接头
EQUAL TEES



AC/AD



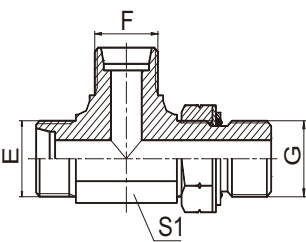
AC-RN/AD-RN

| 代 号 PART NO. | 螺 纹 THREAD | 管子外径 TUBE O.D. | 尺 寸 DIMENSIONS | | | | 压力等级 MPa |
|-----------------|------------|----------------|----------------|----------|----|----------|------------------|
| | E , F , G | D1 , D2 , D3 | I1,I2,I3 | L1,L2,L3 | S1 | S2,S3,S4 | |
| AC-08 | M8X1 | 4 | 11 | 21 | 9 | 10 | 10 特轻系列 LL |
| AC-10 | M10X1 | 5 | 9.5 | 21 | 9 | 12 | |
| AC-10LL | M10X1 | 6 | 9.5 | 21 | 9 | 12 | |
| AC-12LL | M12X1 | 8 | 11.5 | 23 | 12 | 14 | |
| AC-12 | M12X1.5 | 6 | 12 | 27 | 12 | 14 | 25 轻系列 L |
| AC-14 | M14X1.5 | 8 | 14 | 29 | 12 | 17 | |
| AC-16 | M16X1.5 | 10 | 15 | 30 | 14 | 19 | |
| AC-18 | M18X1.5 | 12 | 17 | 32 | 17 | 22 | |
| AC-22 | M22X1.5 | 15 | 21 | 36 | 19 | 27 | |
| AC-26 | M26X1.5 | 18 | 23.5 | 40 | 24 | 32 | |
| AC-30 | M30X2 | 22 | 27.5 | 44 | 27 | 36 | 16 轻系列 L |
| AC-36 | M36X2 | 28 | 30.5 | 47 | 36 | 41 | |
| AC-45 | M45X2 | 35 | 34.5 | 56 | 41 | 50 | |
| AC-52 | M52X2 | 42 | 40 | 63 | 50 | 60 | |
| AD-14 | M14X1.5 | 6 | 16 | 31 | 12 | 17 | 63 重系列 S |
| AD-16 | M16X1.5 | 8 | 17 | 32 | 14 | 19 | |
| AD-18 | M18X1.5 | 10 | 17.5 | 34 | 17 | 22 | |
| AD-20 | M20X1.5 | 12 | 21.5 | 38 | 17 | 24 | |
| AD-22 | M22X1.5 | 14 | 22 | 40 | 19 | 27 | |
| AD-24 | M24X1.5 | 16 | 24.5 | 43 | 24 | 30 | 40 重系列 S |
| AD-30 | M30X2 | 20 | 26.5 | 48 | 27 | 36 | |
| AD-36 | M36X2 | 25 | 30 | 54 | 36 | 46 | |
| AD-42 | M42X2 | 30 | 35.5 | 62 | 41 | 50 | |
| AD-52 | M52X2 | 38 | 41 | 72 | 50 | 60 | 31.5重系列S |

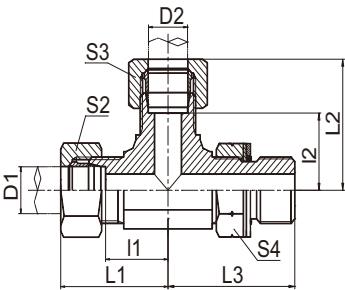
注：如需带卡套及卡套螺母整套订货，则请在代号后加“RN”，如AC-22RN。
Note: In case if you are interested to order the adapter in complete set with cutting ring and nut ,it is necessary to insert suffix "RN" after our part no., for example AC-22RN.

三通右端英管螺纹可调向O 形圈密封
BARREL TEE BSP THREAD ADJUSTABLE STUD ENDS WITH O-RING SEALING

A



ACCG-OG
ADDG-OG

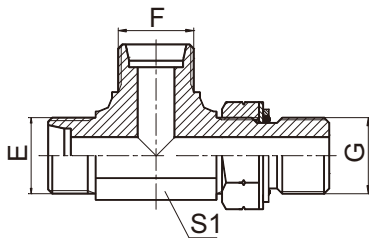


ACCG-OG/RN
ADDG-OG/RN

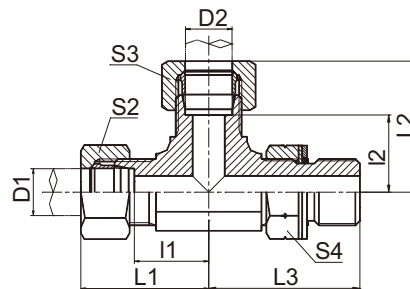
| 代 号 PART NO. | 螺 纹 THREAD | | 管子外径 TUBE O.D. | 尺 寸 DIMENSIONS | | | | | | 压力等级 MPa |
|-----------------|------------|------------|----------------|----------------|-------|------|----|-------|----|------------------|
| | E,F | G | | I1,I2 | L1,L2 | L3 | S1 | S2,S3 | S4 | |
| ACCG-12-12-02OG | M12X1.5 | G1/8"X28 | 6 | 13 | 28 | 26.2 | 11 | 14 | 14 | 31.5 轻系列 L |
| ACCG-14-14-04OG | M14X1.5 | G1/4"X19 | 8 | 15.5 | 30.5 | 31.3 | 14 | 17 | 19 | |
| ACCG-16-16-04OG | M16X1.5 | G1/4"X19 | 10 | 17.5 | 32.5 | 32.5 | 16 | 19 | 19 | |
| ACCG-18-18-06OG | M18X1.5 | G3/8"X19 | 12 | 19 | 34 | 36.8 | 19 | 22 | 22 | |
| ACCG-22-22-08OG | M22X1.5 | G1/2"X14 | 15 | 22 | 37 | 43.2 | 22 | 27 | 27 | |
| ACCG-26-26-08OG | M26X1.5 | G1/2"X14 | 18 | 25.5 | 42 | 46.5 | 27 | 32 | 27 | |
| ACCG-30-30-12OG | M30X2 | G3/4"X14 | 22 | 29.3 | 45.8 | 52 | 30 | 36 | 32 | 16 轻系列 L |
| ACCG-36-36-16OG | M36X2 | G1"X11 | 28 | 33.3 | 49.8 | 56 | 36 | 41 | 41 | |
| ACCG-45-45-20OG | M45X2 | G1.1/4"X11 | 35 | 39.2 | 60.7 | 63 | 48 | 50 | 50 | |
| ADDG-14-14-04OG | M14X1.5 | G1/4"X19 | 6 | 17.5 | 32.5 | 31.3 | 14 | 17 | 19 | 63 重系列 S |
| ADDG-16-16-04OG | M16X1.5 | G1/4"X19 | 8 | 18.7 | 33.7 | 32.5 | 16 | 19 | 19 | |
| ADDG-18-18-06OG | M18X1.5 | G3/8"X19 | 10 | 19.5 | 36 | 36.8 | 19 | 22 | 22 | |
| ADDG-20-20-06OG | M20X1.5 | G3/8"X19 | 12 | 19.5 | 36 | 36.8 | 19 | 24 | 22 | |
| ADDG-22-22-08OG | M22X1.5 | G1/2"X14 | 14 | 23 | 41 | 43.2 | 22 | 27 | 27 | |
| ADDG-24-24-08OG | M24X1.5 | G1/2"X14 | 16 | 24 | 42.5 | 44 | 24 | 30 | 27 | 40 重系列 S |
| ADDG-30-30-12OG | M30X2 | G3/4"X14 | 20 | 28.3 | 49.8 | 52 | 30 | 36 | 32 | |
| ADDG-36-36-16OG | M36X2 | G1"X11 | 25 | 32.8 | 56.8 | 56 | 36 | 46 | 41 | |
| ADDG-42-42-20OG | M42X2 | G1.1/4"X11 | 30 | 36.2 | 62.7 | 58 | 41 | 50 | 50 | |

注：如需带卡套及卡套螺母,订货时请在代号后加“RN”,如ACCG-18-18-06OG/RN。
Note: In case if you are interested to order the adapter in complete set with cutting ring and nut ,it is necessary to insert suffix "RN" after our part no., for exampleACCG-18-18-06OG/RN.

三通公制外螺纹24°锥 / 公制外螺纹可调向柱端ISO 6149-2
METRIC MALE 24° CONE / METRIC MALE ADJUSTABLE STUD END ISO 6149-2 RUN TEE



**ACCH-OG
ADDH-OG**



**ACCH-OG/RN
ADDH-OG/RN**

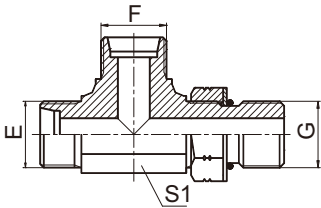
| 代 号 PART NO. | 螺 纹 THREAD | | 管子外径 D1,D2 TUBE O.D. | O 形 圈 O RING | 尺 寸 DIMENSIONS | | | | | | 压力等级 MPa |
|-----------------|------------|---------|-------------------------|-----------------|----------------|-------|------|----|-------|----|------------------|
| | E,F | G | | | I1,I2 | L1,L2 | L3 | S1 | S2,S3 | S4 | |
| ACCH-12-12-10OG | M12X1.5 | M10X1 | 6 | O08.1X1.6 | 13 | 28 | 26.5 | 11 | 14 | 14 | 31.5 轻系列 L |
| ACCH-14-14-12OG | M14X1.5 | M12X1.5 | 8 | O09.3X2.4 | 15.5 | 30.5 | 32 | 14 | 17 | 17 | |
| ACCH-16-16-14OG | M16X1.5 | M14X1.5 | 10 | O11.3X2.4 | 17.5 | 32.5 | 34 | 16 | 19 | 19 | |
| ACCH-18-18-16OG | M18X1.5 | M16X1.5 | 12 | O13.3X2.4 | 19 | 34 | 36 | 19 | 22 | 22 | |
| ACCH-22-22-18OG | M22X1.5 | M18X1.5 | 15 | O15.3X2.4 | 22 | 37 | 39.5 | 22 | 27 | 24 | |
| ACCH-26-26-22OG | M26X1.5 | M22X1.5 | 18 | O19.3X2.4 | 25.5 | 42 | 43.5 | 27 | 32 | 27 | |
| ACCH-30-30-27OG | M30X2 | M27X2 | 22 | O23.5X3.0 | 29.3 | 45.8 | 50 | 30 | 36 | 32 | 16 轻系列 |
| ACCH-36-36-33OG | M36X2 | M33X2 | 28 | O29.2X3.0 | 33.3 | 49.8 | 54 | 36 | 41 | 41 | |
| ADDH-14-14-12OG | M14X1.5 | M12X1.5 | 6 | O09.3X2.4 | 17.5 | 32.5 | 32 | 14 | 17 | 17 | 63 重系列 S |
| ADDH-16-16-14OG | M16X1.5 | M14X1.5 | 8 | O11.3X2.4 | 18.7 | 33.7 | 34 | 16 | 19 | 19 | |
| ADDH-18-18-16OG | M18X1.5 | M16X1.5 | 10 | O13.3X2.4 | 19.5 | 36 | 36 | 19 | 22 | 22 | |
| ADDH-20-20-18OG | M20X1.5 | M18X1.5 | 12 | O15.3X2.4 | 19.5 | 36 | 37 | 19 | 24 | 24 | |
| ADDH-24-24-22OG | M24X1.5 | M22X1.5 | 16 | O19.3X2.4 | 24 | 42 | 37.5 | 24 | 30 | 27 | 40 重系列 S |
| ADDH-30-30-27OG | M30X2 | M27X2 | 20 | O23.5X3.0 | 28.3 | 49.8 | 50 | 30 | 36 | 32 | |
| ADDH-36-36-33OG | M36X2 | M33X2 | 25 | O29.2X3.0 | 32.8 | 56.8 | 54 | 36 | 46 | 41 | |
| ADDH-42-42-42OG | M42X2 | M42X2 | 30 | O38.5X3.0 | 36.2 | 62.7 | 57.2 | 41 | 50 | 50 | |

注：1 如需带卡套及卡套螺母整套订货，则请在代号后加“RN”，如ACCH-30-30-27OG/RN。
2 G端与ISO 9974-1油口相配，去掉挡圈则与ISO 6149-1油口相配。

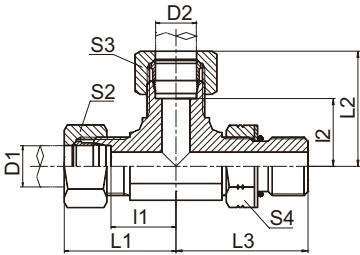
Note: 1 In case if you are interested to order the adapter in complete set with cutting ring and nut ,it is necessary to insert suffix "RN" after our part no., for example ACCH-30-30-27OG/RN.
2 G end is connected with ISO 9974-1 port and connected with ISO 6149-1 port without retaining ring.

三通右端美制螺纹可调向O 形圈密封
BARREL TEE UN、UNF THREAD ADJUSTABLESTUD ENDS WITH O-RING SEALING

A



ACCO-OG
ADDO-OG

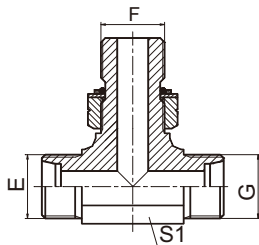


ACCO-OG/RN
ADDO-OG/RN

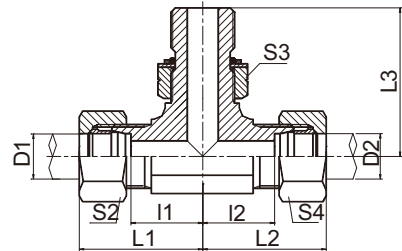
| 代 号 PART NO. | 螺 纹 THREAD | | 管子外径TUBE O.D. | 尺 寸 DIMENSIONS | | | | | | 压力等级 MPa |
|-----------------|------------|------------|---------------|----------------|-------|------|----|-------|----|------------------|
| | E,F | G | | I1,I2 | L1,L2 | L3 | S1 | S2,S3 | S4 | |
| ACCO-12-12-04OG | M12X1.5 | 7/16"X20 | 6 | 13 | 28 | 27.2 | 11 | 14 | 17 | 31.5 轻系列 L |
| ACCO-14-14-06OG | M14X1.5 | 9/16"X18 | 8 | 15.5 | 30.5 | 31.8 | 14 | 17 | 19 | |
| ACCO-16-16-06OG | M16X1.5 | 9/16"X18 | 10 | 17.5 | 32.5 | 33.3 | 16 | 19 | 19 | |
| ACCO-18-18-08OG | M18X1.5 | 3/4"X16 | 12 | 19 | 34 | 37.5 | 19 | 22 | 24 | |
| ACCO-22-22-10OG | M22X1.5 | 7/8"X14 | 15 | 22 | 37 | 44 | 22 | 27 | 27 | |
| ACCO-26-26-12OG | M26X1.5 | 1.1/16"X12 | 18 | 25.5 | 42 | 51 | 27 | 32 | 32 | |
| ACCO-30-30-12OG | M30X2 | 1.1/16"X12 | 22 | 29.3 | 45.8 | 53.5 | 30 | 36 | 32 | 16 轻系列 L |
| ACCO-36-36-16OG | M36X2 | 1.5/16"X12 | 28 | 33.3 | 49.8 | 57.5 | 36 | 41 | 41 | |
| ACCO-45-45-20OG | M45X2 | 1.5/8"X12 | 35 | 39.2 | 60.7 | 63 | 48 | 50 | 50 | |
| ADDO-14-14-04OG | M14X1.5 | 7/16"X20 | 6 | 17.5 | 32.5 | 30 | 14 | 17 | 17 | 63 重系列 S |
| ADDO-16-16-06OG | M16X1.5 | 9/16"X18 | 8 | 18.7 | 33.7 | 33.3 | 16 | 19 | 19 | |
| ADDO-18-18-06OG | M18X1.5 | 9/16"X18 | 10 | 19.5 | 36 | 33.5 | 19 | 22 | 19 | |
| ADDO-20-20-08OG | M20X1.5 | 3/4"X16 | 12 | 19.5 | 36 | 37.5 | 19 | 24 | 24 | |
| ADDO-22-22-10OG | M22X1.5 | 7/8"X14 | 14 | 23 | 41 | 44 | 22 | 27 | 27 | |
| ADDO-24-24-10OG | M24X1.5 | 7/8"X14 | 16 | 24 | 42.5 | 46.5 | 24 | 30 | 27 | 40 重系列 S |
| ADDO-30-30-12OG | M30X2 | 1.1/16"X12 | 20 | 28.3 | 49.8 | 53.5 | 30 | 36 | 32 | |
| ADDO-36-36-16OG | M36X2 | 1.5/16"X12 | 25 | 32.8 | 56.8 | 57.5 | 36 | 46 | 41 | |
| ADDO-42-42-20OG | M42X2 | 1.5/8"X12 | 30 | 36.2 | 62.7 | 59.5 | 41 | 50 | 50 | |

注：如需带卡套及卡套螺母整套订货，则请在代号后加“RN”，如 ACCO-30-30-12OG/RN。
Note: In case if you are interested to order the adapter in complete set with cutting ring and nut ,it is necessary to insert suffix"RN" after our part no., for example ACCO-30-30-12OG/RN.

A
三通中间端英管螺纹可调向O形圈密封
BRANCH TEE BSP THREAD ADJUSTABLE STUD ENDS WITH O-RING SEALING



ACGC-OG
ADGD-OG



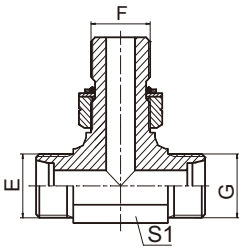
ACGC-OG/RN
ADGD-OG/RN

| 代 号 PART NO. | 螺 纹 THREAD | | 管子外径 TUBE O.D. | 尺 寸 DIMENSIONS | | | | | | 压力等级 MPa |
|-----------------|------------|------------|----------------|----------------|-------|------|----|-------|----|------------------|
| | E,G | F | | I1,I2 | L1,L2 | L3 | S1 | S2,S4 | S3 | |
| ACGC-12-02-12OG | M12X1.5 | G1/8"X28 | 6 | 13 | 28 | 26.2 | 11 | 14 | 14 | 31.5 轻系列 L |
| ACGC-14-04-14OG | M14X1.5 | G1/4"X19 | 8 | 15.5 | 30.5 | 31.3 | 14 | 17 | 19 | |
| ACGC-16-04-16OG | M16X1.5 | G1/4"X19 | 10 | 17.5 | 32.5 | 32.5 | 16 | 19 | 19 | |
| ACGC-18-06-18OG | M18X1.5 | G3/8"X19 | 12 | 19 | 34 | 36.8 | 19 | 22 | 22 | |
| ACGC-22-08-22OG | M22X1.5 | G1/2"X14 | 15 | 22 | 37 | 43.2 | 22 | 27 | 27 | |
| ACGC-26-08-26OG | M26X1.5 | G1/2"X14 | 18 | 25.5 | 42 | 46.5 | 27 | 32 | 27 | |
| ACGC-30-12-30OG | M30X2 | G3/4"X14 | 22 | 29.3 | 45.8 | 52 | 30 | 36 | 32 | 16 轻系列 L |
| ACGC-36-16-36OG | M36X2 | G1"X11 | 28 | 33.3 | 49.8 | 56 | 36 | 41 | 41 | |
| ACGC-45-20-45OG | M45X2 | G1.1/4"X11 | 35 | 39.2 | 60.7 | 63 | 48 | 50 | 50 | |
| ADGD-14-04-14OG | M14X1.5 | G1/4"X19 | 6 | 17.5 | 32.5 | 31.3 | 14 | 17 | 19 | 63 重系列 S |
| ADGD-16-04-16OG | M16X1.5 | G1/4"X19 | 8 | 18.7 | 33.7 | 32.5 | 16 | 19 | 19 | |
| ADGD-18-06-18OG | M18X1.5 | G3/8"X19 | 10 | 19.5 | 36 | 36.8 | 19 | 22 | 22 | |
| ADGD-20-06-20OG | M20X1.5 | G3/8"X19 | 12 | 19.5 | 36 | 36.8 | 19 | 24 | 22 | |
| ADGD-22-08-22OG | M22X1.5 | G1/2"X14 | 14 | 23 | 41 | 43.2 | 22 | 27 | 27 | |
| ADGD-24-08-24OG | M24X1.5 | G1/2"X14 | 16 | 24 | 42.5 | 44 | 24 | 30 | 27 | 40 重系列 S |
| ADGD-30-12-30OG | M30X2 | G3/4"X14 | 20 | 28.3 | 49.8 | 52 | 30 | 36 | 32 | |
| ADGD-36-16-36OG | M36X2 | G1"X11 | 25 | 32.8 | 56.8 | 56 | 36 | 46 | 41 | |
| ADGD-42-20-42OG | M42X2 | G1.1/4"X11 | 30 | 36.2 | 62.7 | 58 | 41 | 50 | 50 | |

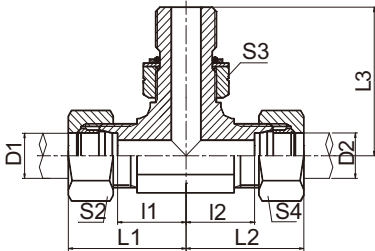
注：如需带卡套及卡套螺母,订货时请在代号后加“RN”,如ACGC-18-06-18OG/RN。
Note: In case if you are interested to order the adapter in complete set with cutting ring and nut ,it is necessary to insert suffix "RN" after our part no., for example ACGC-18-06-18OG/RN.

公制外螺纹 24°锥 / 公制外螺纹可调向柱端 ISO 6149 分支三通
METRIC MALE 24° CONE / METRIC MALE ADJUSTABLE STUD END ISO 6149 BRANCH TEE

A



ACHC-OG
ADHD-OG

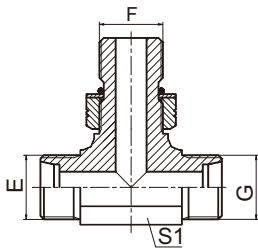


ACHC-OG/RN
ADHD-OG/RN

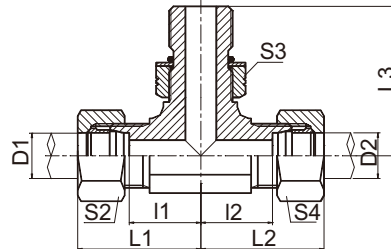
| 代号 PART NO. | 螺纹 THREAD | | 管子外径 D1,D2 TUBE O.D. | O 形圈 O RING | 尺寸 DIMENSIONS | | | | | | 压力等级 MPa |
|-----------------|-----------|---------|-------------------------|----------------|---------------|-------|------|----|-------|----|------------------|
| | E,G | F | | | I1,I2 | L1,L2 | L3 | S1 | S2,S4 | S3 | |
| ACHC-12-10-12OG | M12X1.5 | M10X1 | 6 | O08.1X1.6 | 13 | 28 | 26.5 | 11 | 14 | 14 | 31.5 轻系列 L |
| ACHC-14-12-14OG | M14X1.5 | M12X1.5 | 8 | O09.3X2.4 | 15.5 | 30.5 | 32 | 14 | 17 | 17 | |
| ACHC-16-14-16OG | M16X1.5 | M14X1.5 | 10 | O11.3X2.4 | 17.5 | 32.5 | 34 | 16 | 19 | 19 | |
| ACHC-18-16-18OG | M18X1.5 | M16X1.5 | 12 | O13.3X2.4 | 19 | 34 | 36 | 19 | 22 | 22 | |
| ACHC-22-18-22OG | M22X1.5 | M18X1.5 | 15 | O15.3X2.4 | 22 | 37 | 39.5 | 22 | 27 | 24 | |
| ACHC-26-22-26OG | M26X1.5 | M22X1.5 | 18 | O19.3X2.4 | 25.5 | 42 | 43.5 | 27 | 32 | 27 | |
| ACHC-30-27-30OG | M30X2 | M27X2 | 22 | O23.5X3.0 | 29.3 | 45.8 | 50 | 30 | 36 | 32 | 16 轻系列 |
| ACHC-36-33-36OG | M36X2 | M33X2 | 28 | O29.2X3.0 | 33.3 | 49.8 | 54 | 36 | 41 | 41 | |
| ADHD-14-12-14OG | M14X1.5 | M12X1.5 | 6 | O09.3X2.4 | 17.5 | 32.5 | 32 | 14 | 17 | 17 | 63 重系列 S |
| ADHD-16-14-16OG | M16X1.5 | M14X1.5 | 8 | O11.3X2.4 | 18.7 | 33.7 | 34 | 16 | 19 | 19 | |
| ADHD-18-16-18OG | M18X1.5 | M16X1.5 | 10 | O13.3X2.4 | 19.5 | 36 | 36 | 19 | 22 | 22 | |
| ADHD-20-18-20OG | M20X1.5 | M18X1.5 | 12 | O15.3X2.4 | 19.5 | 36 | 37 | 19 | 24 | 24 | |
| ADHD-24-22-24OG | M24X1.5 | M22X1.5 | 16 | O19.3X2.4 | 24 | 42 | 37.5 | 24 | 30 | 27 | |
| ADHD-30-27-30OG | M30X2 | M27X2 | 20 | O23.5X3.0 | 28.3 | 49.8 | 50 | 30 | 36 | 32 | 40 重系列 S |
| ADHD-36-33-36OG | M36X2 | M33X2 | 25 | O29.2X3.0 | 32.8 | 56.8 | 54 | 36 | 46 | 41 | |
| ADHD-42-42-42OG | M42X2 | M42X2 | 30 | O38.5X3.0 | 36.2 | 62.7 | 57.2 | 41 | 50 | 50 | |

注：1如需带卡套及卡套螺母整套订货，则请在代号后加“RN”，如ACHC-30-27-30OG/RN。2 F端与ISO 9974-1油口相配，去掉挡圈则与ISO 6149-1油口相配。
Note: 1 In case if you are interested to order the adapter in complete set with cutting ring and nut ,it is necessary to insert suffix "RN" after our part no., for example ACHC-30-27-30OG/RN. 2 F end is connected with ISO 9974-1port and connected with ISO 6149-1 port without retaining ring.

A
三通中间端美制螺纹可调向O 形圈密封
BRANCH TEE UN、UNF THREAD ADJUSTABLE STUD ENDS WITH O-RING SEALING



ACOC-OG
ADOD-OG



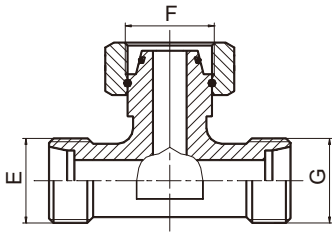
ACOC-OG/RN
ADOD-OG/RN

| 代 号 PART NO. | 螺 纹 THREAD | | 管子外径 TUBE O.D. | 尺 寸 DIMENSIONS | | | | | | 压力等级 MPa |
|-----------------|------------|------------|----------------|----------------|-------|------|----|-------|----|------------------|
| | E,G | F | | I1,I2 | L1,L2 | L3 | S1 | S2,S4 | S3 | |
| ACOC-12-04-12OG | M12X1.5 | 7/16"X20 | 6 | 13 | 28 | 27.2 | 11 | 14 | 17 | 31.5 轻系列 L |
| ACOC-14-06-14OG | M14X1.5 | 9/16"X18 | 8 | 15.5 | 30.5 | 31.8 | 14 | 17 | 19 | |
| ACOC-16-06-16OG | M16X1.5 | 9/16"X18 | 10 | 17.5 | 32.5 | 33.3 | 16 | 19 | 19 | |
| ACOC-18-08-18OG | M18X1.5 | 3/4"X16 | 12 | 19 | 34 | 37.5 | 19 | 22 | 24 | |
| ACOC-22-10-22OG | M22X1.5 | 7/8"X14 | 15 | 22 | 37 | 44 | 22 | 27 | 27 | |
| ACOC-26-12-26OG | M26X1.5 | 1.1/16"X12 | 18 | 25.5 | 42 | 51 | 27 | 32 | 32 | |
| ACOC-30-12-30OG | M30X2 | 1.1/16"X12 | 22 | 29.3 | 45.8 | 53.5 | 30 | 36 | 32 | 16 轻系列 L |
| ACOC-36-16-36OG | M36X2 | 1.5/16"X12 | 28 | 33.3 | 49.8 | 57.5 | 36 | 41 | 41 | |
| ACOC-45-20-45OG | M45X2 | 1.5/8"X12 | 35 | 39.2 | 60.7 | 63 | 48 | 50 | 50 | |
| ADOD-14-04-14OG | M14X1.5 | 7/16"X20 | 6 | 17.5 | 32.5 | 30 | 14 | 17 | 17 | 63 重系列 S |
| ADOD-16-06-16OG | M16X1.5 | 9/16"X18 | 8 | 18.7 | 33.7 | 33.3 | 16 | 19 | 19 | |
| ADOD-18-06-18OG | M18X1.5 | 9/16"X18 | 10 | 19.5 | 36 | 33.5 | 19 | 22 | 19 | |
| ADOD-20-08-20OG | M20X1.5 | 3/4"X16 | 12 | 19.5 | 36 | 37.5 | 19 | 24 | 24 | |
| ADOD-22-10-22OG | M22X1.5 | 7/8"X14 | 14 | 23 | 41 | 44 | 22 | 27 | 27 | |
| ADOD-24-10-24OG | M24X1.5 | 7/8"X14 | 16 | 24 | 42.5 | 46.5 | 24 | 30 | 27 | 40 重系列 S |
| ADOD-30-12-30OG | M30X2 | 1.1/16"X12 | 20 | 28.3 | 49.8 | 53.5 | 30 | 36 | 32 | |
| ADOD-36-16-36OG | M36X2 | 1.5/16"X12 | 25 | 32.8 | 56.8 | 57.5 | 36 | 46 | 41 | |
| ADOD-42-20-42OG | M42X2 | 1.5/8"X12 | 30 | 36.2 | 62.7 | 59.5 | 41 | 50 | 50 | |

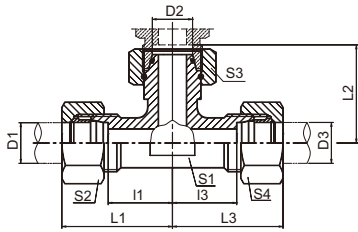
注：如需带卡套及卡套螺母整套订货，则请在代号后加“RN”，如ACOC-30-12-30OG/RN。
Note: In case if you are interested to order the adapter in complete set with cutting ring and nut ,it is necessary to insert suffix "RN" after our part no., for example ACOC-30-12-30OG/RN.

中间端内螺纹三通接头
BRANCH TEE FITTINGS WITH SWIVEL NUT

A



BC/BD

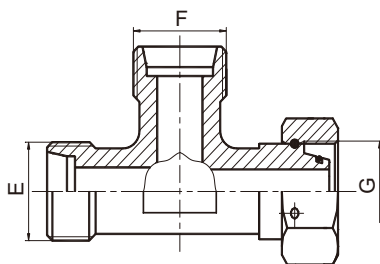


BC-RN/BD-RN

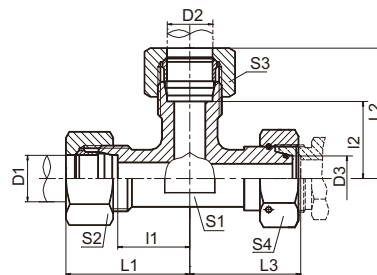
| 代 号 PART NO. | 螺 纹 THREAD | | 管子外径 TUBE O.D. | | 尺 寸 DIMENSIONS | | | | | | 压力等级 MPa |
|-----------------|------------|---------|----------------|----|----------------|-------|------|----|-------|----|------------------|
| | E,G | F | D1,D3 | D2 | I1,I3 | L1,L3 | L2 | S1 | S2,S4 | S3 | |
| BC-12 | M12X1.5 | M12X1.5 | 6 | 6 | 12 | 27 | 26 | 12 | 14 | 14 | 31.5 轻系列 L |
| BC-14 | M14X1.5 | M14X1.5 | 8 | 8 | 14 | 29 | 27.5 | 12 | 17 | 17 | |
| BC-16 | M16X1.5 | M16X1.5 | 10 | 10 | 15 | 30 | 29 | 14 | 19 | 19 | |
| BC-18 | M18X1.5 | M18X1.5 | 12 | 12 | 17 | 32 | 29.5 | 17 | 22 | 22 | |
| BC-22 | M22X1.5 | M22X1.5 | 15 | 15 | 21 | 36 | 32.5 | 19 | 27 | 27 | |
| BC-26 | M26X1.5 | M26X1.5 | 18 | 18 | 23.5 | 40 | 35.5 | 24 | 32 | 32 | |
| BC-30 | M30X2 | M30X2 | 22 | 22 | 27.5 | 44 | 38.5 | 27 | 36 | 36 | 16 轻系列L |
| BC-36 | M36X2 | M36X2 | 28 | 28 | 30.5 | 47 | 41.5 | 36 | 41 | 41 | |
| BC-45 | M45X2 | M45X2 | 35 | 35 | 34.5 | 56 | 51 | 41 | 50 | 50 | |
| BC-52 | M52X2 | M52X2 | 42 | 42 | 40 | 63 | 56 | 50 | 60 | 60 | |
| BD-14 | M14X1.5 | M14X1.5 | 6 | 6 | 16 | 31 | 27 | 12 | 17 | 17 | 63 重系列 S |
| BD-16 | M16X1.5 | M16X1.5 | 8 | 8 | 17 | 32 | 27.5 | 14 | 19 | 19 | |
| BD-18 | M18X1.5 | M18X1.5 | 10 | 10 | 17.5 | 34 | 30 | 17 | 22 | 22 | |
| BD-20 | M20X1.5 | M20X1.5 | 12 | 12 | 21.5 | 38 | 31 | 17 | 24 | 24 | |
| BD-22 | M22X1.5 | M22X1.5 | 14 | 14 | 22 | 40 | 35 | 19 | 27 | 27 | |
| BD-24 | M24X1.5 | M24X1.5 | 16 | 16 | 24.5 | 43 | 36.5 | 24 | 30 | 30 | 40 重系列 S |
| BD-30 | M30X2 | M30X2 | 20 | 20 | 26.5 | 48 | 44.5 | 27 | 36 | 36 | |
| BD-36 | M36X2 | M36X2 | 25 | 25 | 30 | 54 | 50 | 36 | 46 | 46 | |
| BD-42 | M42X2 | M42X2 | 30 | 30 | 35.5 | 62 | 55 | 41 | 50 | 50 | |
| BD-52 | M52X2 | M52X2 | 38 | 38 | 41 | 72 | 63 | 50 | 60 | 60 | 31.5重系列S |

注：如需带卡套及卡套螺母整套订货，则请在代号后加“RN”，如BC-30RN。
Note: In case if you are interested to order the adapter in complete set with cutting ring and nut ,it is necessary to insert suffix "RN" after our part no., for example BC-30RN.

A 右端内螺纹三通接头
BARREL TEE FITTINGS WITH SWIVEL NUT



CC/CD



CC-RN/CD-RN

| 代 号 PART NO. | 螺 纹 THREAD | | 管子外径 TUBE O.D. | | 尺 寸 DIMENSIONS | | | | | | 压力等级 MPa |
|-----------------|------------|---------|----------------|----|----------------|-------|------|----|-------|----|------------------|
| | E,F | G | D1,D2 | D3 | I1,I2 | L1,L2 | L3 | S1 | S2,S3 | S4 | |
| CC-12 | M12X1.5 | M12X1.5 | 6 | 6 | 12 | 27 | 26 | 12 | 14 | 14 | 31.5 轻系列 L |
| CC-14 | M14X1.5 | M14X1.5 | 8 | 8 | 14 | 29 | 27.5 | 12 | 17 | 17 | |
| CC-16 | M16X1.5 | M16X1.5 | 10 | 10 | 15 | 30 | 29 | 14 | 19 | 19 | |
| CC-18 | M18X1.5 | M18X1.5 | 12 | 12 | 17 | 32 | 29.5 | 17 | 22 | 22 | |
| CC-22 | M22X1.5 | M22X1.5 | 15 | 15 | 21 | 36 | 32.5 | 19 | 27 | 27 | |
| CC-26 | M26X1.5 | M26X1.5 | 18 | 18 | 23.5 | 40 | 35.5 | 24 | 32 | 32 | |
| CC-30 | M30X2 | M30X2 | 22 | 22 | 27.5 | 44 | 38.5 | 27 | 36 | 36 | 16 轻系列 L |
| CC-36 | M36X2 | M36X2 | 28 | 28 | 30.5 | 47 | 41.5 | 36 | 41 | 41 | |
| CC-45 | M45X2 | M45X2 | 35 | 35 | 34.5 | 56 | 51 | 41 | 50 | 50 | |
| CC-52 | M52X2 | M52X2 | 42 | 42 | 40 | 63 | 56 | 50 | 60 | 60 | |
| CD-14 | M14X1.5 | M14X1.5 | 6 | 6 | 16 | 31 | 27 | 12 | 17 | 17 | 63 重系列 S |
| CD-16 | M16X1.5 | M16X1.5 | 8 | 8 | 17 | 32 | 27.5 | 14 | 19 | 19 | |
| CD-18 | M18X1.5 | M18X1.5 | 10 | 10 | 17.5 | 34 | 30 | 17 | 22 | 22 | |
| CD-20 | M20X1.5 | M20X1.5 | 12 | 12 | 21.5 | 38 | 31 | 17 | 24 | 24 | |
| CD-22 | M22X1.5 | M22X1.5 | 14 | 14 | 22 | 40 | 35 | 19 | 27 | 27 | |
| CD-24 | M24X1.5 | M24X1.5 | 16 | 16 | 24.5 | 43 | 36.5 | 24 | 30 | 30 | |
| CD-30 | M30X2 | M30X2 | 20 | 20 | 26.5 | 48 | 44.5 | 27 | 36 | 36 | 40 重系列 S |
| CD-36 | M36X2 | M36X2 | 25 | 25 | 30 | 54 | 50 | 36 | 46 | 46 | |
| CD-42 | M42X2 | M42X2 | 30 | 30 | 35.5 | 62 | 55 | 41 | 50 | 50 | |
| CD-52 | M52X2 | M52X2 | 38 | 38 | 41 | 72 | 63 | 50 | 60 | 60 | 31.5重系列S |

注：如需带卡套及卡套螺母整套订货，则请在代号后加“RN”，如 CC-30RN。
Note: In case if you are interested to order the adapter in complete set with cutting ring and nut ,it is necessary to insert suffix "RN" after our part no., for example CC-30RN.

卡套螺母
RETAINING NUTS

A

The diagram shows a cross-section of a retaining nut. Dimension C is the total width. Dimension S2 is the height of the upper flange. Dimension W is the total height. Dimension d is the height of the lower section. The bottom of the nut is shown with a hatched pattern.

NL
NS

| 代 号 PART NO. | 螺 纹 THREAD | 管子外径 TUBE O.D. | 尺 寸 DIMENSIONS | 压力等级 MPa | | |
|-----------------|------------|----------------|----------------|-------------|----|----------|
| | E | | C | d | S2 | |
| NL-12 | M12X1.5 | 6 | 14.5 | 6 | 14 | 轻系列 L |
| NL-14 | M14X1.5 | 8 | 14.5 | 8 | 17 | |
| NL-16 | M16X1.5 | 10 | 15.5 | 10 | 19 | |
| NL-18 | M18X1.5 | 12 | 15.5 | 12 | 22 | |
| NL-22 | M22X1.5 | 15 | 17 | 15 | 27 | |
| NL-26 | M26X1.5 | 18 | 18 | 18 | 32 | |
| NL-30 | M30X2 | 22 | 20 | 22 | 36 | |
| NL-30D | M30X1.5 | 22 | 19 | 22 | 36 | |
| NL-36 | M36X2 | 28 | 21 | 28 | 41 | |
| NL-36D | M36X1.5 | 28 | 21 | 28 | 41 | |
| NL-45 | M45X2 | 35 | 24 | 35 | 50 | |
| NL-45D | M45X1.5 | 35 | 25 | 35 | 50 | |
| NL-52 | M52X2 | 42 | 24 | 42 | 60 | |
| NS-14 | M14X1.5 | 6 | 16.5 | 6 | 17 | 重系列 S |
| NS-16 | M16X1.5 | 8 | 16.5 | 8 | 19 | |
| NS-18 | M18X1.5 | 10 | 17.5 | 10 | 22 | |
| NS-20 | M20X1.5 | 12 | 17.5 | 12 | 24 | |
| NS-22 | M22X1.5 | 14 | 20.5 | 14 | 27 | |
| NS-24 | M24X1.5 | 16 | 20.5 | 16 | 30 | |
| NS-30 | M30X2 | 20 | 24 | 20 | 36 | |
| NS-36 | M36X2 | 25 | 27 | 25 | 46 | |
| NS-42 | M42X2 | 30 | 29 | 30 | 50 | |
| NS-52 | M52X2 | 38 | 32.5 | 38 | 60 | |
| | | | | | | |

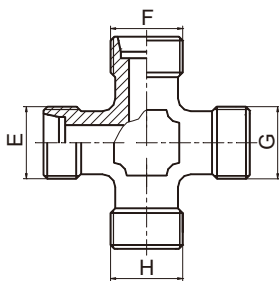
卡套
CUTTING RING

RL
RS

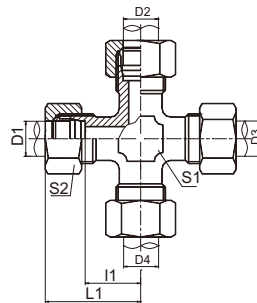
| 代 号 PART NO. | 管子外径 D TUBE O.D. | 尺 寸 DIMENSIONS | | | | 备注 |
|-----------------|---------------------|-------------------|--|--|--|----------|
| | | | | | | |
| RL-06 | 6 | 与重系列相应规格一致 | | | | 轻系列 L |
| RL-08 | 8 | | | | | |
| RL-10 | 10 | | | | | |
| RL-12 | 12 | | | | | |
| RL-15 | 15 | | | | | |
| RL-18 | 18 | | | | | |
| RL-22 | 22 | | | | | |
| RL-28 | 28 | | | | | |
| RL-35 | 35 | | | | | |
| RL-42 | 42 | | | | | |
| RS-06 | 6 | | | | | 重系列 S |
| RS-08 | 8 | | | | | |
| RS-10 | 10 | | | | | |
| RS-12 | 12 | | | | | |
| RS-14 | 14 | | | | | |
| RS-16 | 16 | | | | | |
| RS-20 | 20 | | | | | |
| RS-25 | 25 | | | | | |
| RS-30 | 30 | | | | | |
| RS-38 | 38 | | | | | |

A

四通接头
CROSS FITTINGS



XC/XD

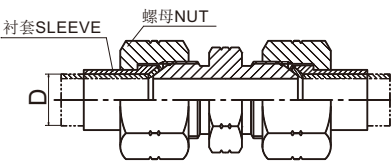
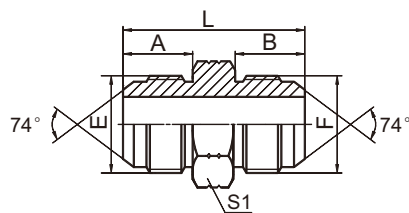


XC-RN/XD-RN

| 代 号 PART NO. | 螺 纹 THREAD | 管子外径 TUBE O.D. | 尺 寸 DIMENSIONS | | | | 压力等级 MPa |
|-----------------|------------|----------------|----------------|----|----|----|------------------|
| | E,F,G,H | D1,D2,D3,D4 | l1 | L1 | S1 | S2 | |
| XC-12 | M12X1.5 | 6 | 12 | 27 | 12 | 14 | 31.5 轻系列 L |
| XC-14 | M14X1.5 | 8 | 14 | 29 | 12 | 17 | |
| XC-16 | M16X1.5 | 10 | 15 | 30 | 14 | 19 | |
| XC-18 | M18X1.5 | 12 | 17 | 32 | 17 | 22 | |
| XC-22 | M22X1.5 | 15 | 21 | 36 | 19 | 27 | |
| XC-26 | M26X1.5 | 18 | 23.5 | 40 | 24 | 32 | |
| XC-30 | M30X2 | 22 | 27.5 | 44 | 27 | 36 | 16 轻系列 L |
| XC-36 | M36X2 | 28 | 30.5 | 47 | 36 | 41 | |
| XC-45 | M45X2 | 35 | 34.5 | 56 | 41 | 50 | |
| XC-52 | M52X2 | 42 | 40 | 63 | 50 | 60 | |
| XD-14 | M14X1.5 | 6 | 16 | 31 | 12 | 17 | 63 重系列 S |
| XD-16 | M16X1.5 | 8 | 17 | 32 | 14 | 19 | |
| XD-18 | M18X1.5 | 10 | 17.5 | 34 | 17 | 22 | |
| XD-20 | M20X1.5 | 12 | 21.5 | 38 | 17 | 24 | |
| XD-22 | M22X1.5 | 14 | 22 | 40 | 19 | 27 | |
| XD-24 | M24X1.5 | 16 | 24.5 | 43 | 24 | 30 | 40 重系列 S |
| XD-30 | M30X2 | 20 | 26.5 | 48 | 27 | 36 | |
| XD-36 | M36X2 | 25 | 30 | 54 | 36 | 46 | |
| XD-42 | M42X2 | 30 | 35.5 | 62 | 41 | 50 | |
| XD-52 | M52X2 | 38 | 41 | 72 | 50 | 60 | 31.5重系列S |

注：如需带卡套及卡套螺母整套订货，则请在代号后加“RN”，如 XC-30RN。
Note: In case if you are interested to order the adapter in complete set with cutting ring and nut ,it is necessary to insert suffix "RN" after our part no., for example XC-30RN.

美制JIC 外螺纹74°外锥
JIC MALE 74° CONE



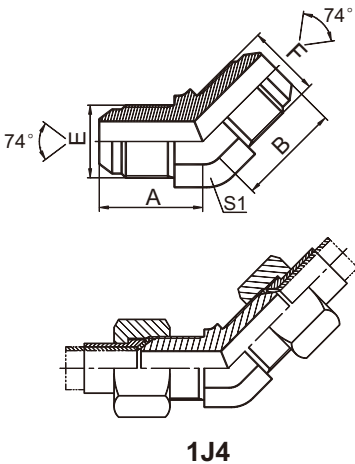
1J

| 代 号 PART NO. | 螺 纹 THREAD | | 尺 寸 DIMENSIONS | | | |
|-----------------|-------------|------------|-----------------|------|------|----|
| | E | F | A | B | L | S1 |
| 1J-02 | 5/16"X24 | 5/16"X24 | 11.4 | 11.4 | 29 | 12 |
| 1J-02-03 | 5/16"X24 | 3/8"X24 | 11.4 | 12.2 | 29.5 | 12 |
| 1J-03 | 3/8"X24 | 3/8"X24 | 12.2 | 12.2 | 30.5 | 12 |
| 1J-04 | 7/16"X20 | 7/16"X20 | 14 | 14 | 34 | 12 |
| 1J-04-05 | 7/16"X20 | 1/2"X20 | 14 | 14 | 34 | 14 |
| 1J-04-06 | 7/16"X20 | 9/16"X18 | 14 | 14.1 | 34.1 | 17 |
| 1J-04-08 | 7/16"X20 | 3/4"X16 | 14 | 16.7 | 38.5 | 22 |
| 1J-05 | 1/2"X20 | 1/2"X20 | 14 | 14 | 34 | 14 |
| 1J-05-06 | 1/2"X20 | 9/16"X18 | 14 | 14.1 | 34 | 17 |
| 1J-05-08 | 1/2"X20 | 3/4"X16 | 14 | 16.7 | 38.5 | 22 |
| 1J-05-10 | 1/2"X20 | 7/8"X14 | 14 | 19.3 | 41 | 24 |
| 1J-06 | 9/16"X18 | 9/16"X18 | 14.4 | 14.1 | 34.2 | 17 |
| 1J-06-08 | 9/16"X18 | 3/4"X16 | 14.1 | 16.7 | 38.5 | 22 |
| 1J-06-10 | 9/16"X18 | 7/8"X14 | 14.1 | 19.3 | 41.5 | 24 |
| 1J-06-12 | 9/16"X18 | 1.1/16"X12 | 14.1 | 21.9 | 46 | 30 |
| 1J-08 | 3/4"X16 | 3/4"X16 | 16.7 | 16.7 | 42 | 22 |
| 1J-08-10 | 3/4"X16 | 7/8"X14 | 16.7 | 19.3 | 44 | 24 |
| 1J-08-12 | 3/4"X16 | 1.1/16"X12 | 16.7 | 21.9 | 48.5 | 30 |
| 1J-08-16 | 3/4"X16 | 1.5/16"X12 | 16.7 | 23.1 | 51 | 36 |
| 1J-10 | 7/8"X14 | 7/8"X14 | 19.3 | 19.3 | 46.5 | 24 |
| 1J-10-12 | 7/8"X14 | 1.1/16"X12 | 19.3 | 21.9 | 51 | 30 |
| 1J-10-16 | 7/8"X14 | 1.5/16"X12 | 19.3 | 23.1 | 53.5 | 36 |
| 1J-12 | 1.1/16"X12 | 1.1/16"X12 | 21.9 | 21.9 | 54 | 30 |
| 1J-12-14 | 1.1/16"X12 | 1.3/16"X12 | 21.9 | 22.6 | 55.5 | 32 |
| 1J-12-16 | 1.1/16"X12 | 1.5/16"X12 | 21.9 | 23.1 | 56 | 36 |
| 1J-14 | 1.3/16"X12 | 1.3/16"X12 | 22.6 | 22.6 | 56 | 32 |
| 1J-14-16 | 1.3/16"X12 | 1.5/16"X12 | 22.6 | 23.1 | 56.5 | 36 |
| 1J-16 | 1.5/16"X12 | 1.5/16"X12 | 23.1 | 23.1 | 57 | 36 |
| 1J-16-20 | 1.5/16"X12 | 1.5/8"X12 | 23.1 | 24.3 | 60.5 | 46 |
| 1J-16-24 | 1.5/16"X12 | 1.7/8"X12 | 23.1 | 27.5 | 65.5 | 50 |
| 1J-20 | 1.5/8"X12 | 1.5/8"X12 | 24.3 | 24.3 | 62 | 46 |
| 1J-20-24 | 1.5/8"X12 | 1.7/8"X12 | 24.3 | 27.5 | 67 | 50 |
| 1J-20-32 | 1.5/8"X12 | 2.1/2"X12 | 24.3 | 33.9 | 75 | 65 |
| 1J-24 | 1.7/8"X12 | 1.7/8"X12 | 27.5 | 27.5 | 70 | 50 |
| 1J-24-32 | 1.7/8"X12 | 2.1/2"X12 | 27.5 | 33.9 | 78.5 | 65 |
| 1J-32 | 2.1/2"X12 | 2.1/2"X12 | 33.9 | 33.9 | 85 | 65 |

注：螺母及衬套需另行订货。管子直径 D 为公制时，配用螺母及衬套分别选用 NB200、NB500。管子直径为英制时，配用螺母及衬套分别选用 NB200、NB300。
Note: Nut and sleeve should be ordered separately.The nut NB200 and sleeve NB500 is suitable for metric tube,the nut NB200 and sleeve NB300 is suitable for inch tube.

45°弯美制JIC 外螺纹74°外锥
45° ELBOW JIC MALE 74° CONE

B

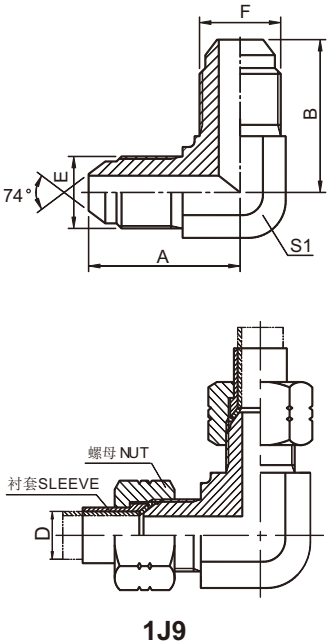


| 代 号 PART NO. | 螺 纹 THREAD | | 尺 寸 DIMENSIONS | | |
|-----------------|------------|------------|----------------|------|----|
| | E | F | A | B | S1 |
| 1J4-04 | 7/16"X20 | 7/16"X20 | 21.5 | 21.5 | 11 |
| 1J4-05 | 1/2"X20 | 1/2"X20 | 23 | 23 | 14 |
| 1J4-06 | 9/16"X18 | 9/16"X18 | 22.8 | 22.8 | 14 |
| 1J4-08 | 3/4"X16 | 3/4"X16 | 26.8 | 26.8 | 19 |
| 1J4-10 | 7/8"X14 | 7/8"X14 | 31 | 31 | 22 |
| 1J4-12 | 1.1/16"X12 | 1.1/16"X12 | 35.5 | 35.5 | 27 |
| 1J4-16 | 1.5/16"X12 | 1.5/16"X12 | 38.5 | 38.5 | 33 |

注：螺母及衬套需另行订货。管子直径 D 为公制时，配用螺母及衬套分别选用 Nb200 ZNB500 。管子直径为英制时，配用螺母及衬套分别选用 NB200、NB300。

Note: Nut and sleeve should be ordered separately.The nut NB200 and sleeve NB500 is suitable for metric tube,the nut NB200 and sleeve NB300 is suitable for inch tube.

90°弯美制JIC 外螺纹74°外锥
90° ELBOW JIC MALE 74° CONE

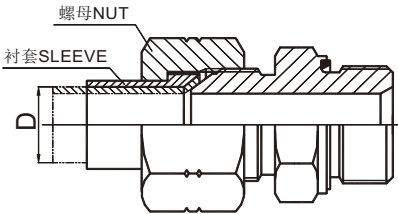
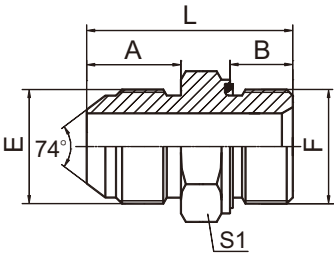


| 代 号 PART NO. | 螺 纹 THREAD | | 尺 寸 DIMENSIONS | | |
|-----------------|------------|------------|----------------|------|----|
| | E | F | A | B | S1 |
| 1J9-02 | 5/16"X24 | 5/16"X24 | 20.5 | 20.5 | 11 |
| 1J9-03 | 3/8"X24 | 3/8"X24 | 22 | 22 | 11 |
| 1J9-04 | 7/16"X20 | 7/16"X20 | 24.5 | 24.5 | 11 |
| 1J9-05 | 1/2"X20 | 1/2"X20 | 26.6 | 26.6 | 14 |
| 1J9-05-06 | 1/2"X20 | 9/16"X18 | 26.6 | 26.9 | 14 |
| 1J9-06 | 9/16"X18 | 9/16"X18 | 26.9 | 26.9 | 14 |
| 1J9-06-08 | 9/16"X18 | 3/4"X16 | 30 | 32 | 19 |
| 1J9-06-10 | 9/16"X18 | 7/8"X14 | 32 | 37.8 | 22 |
| 1J9-08 | 3/4"X16 | 3/4"X16 | 32 | 32 | 19 |
| 1J9-08-10 | 3/4"X16 | 7/8"X14 | 34.8 | 37.8 | 22 |
| 1J9-10 | 7/8"X14 | 7/8"X14 | 37.8 | 37.8 | 22 |
| 1J9-10-12 | 7/8"X14 | 1.1/16"X12 | 41 | 44.2 | 27 |
| 1J9-12 | 1.1/16"X12 | 1.1/16"X12 | 44.2 | 44.2 | 27 |
| 1J9-14 | 1.3/16"X12 | 1.3/16"X12 | 47.5 | 47.5 | 30 |
| 1J9-16 | 1.5/16"X12 | 1.5/16"X12 | 49 | 49 | 33 |
| 1J9-20 | 1.5/8"X12 | 1.5/8"X12 | 55.5 | 55.5 | 41 |
| 1J9-24 | 1.7/8"X12 | 1.7/8"X12 | 62.5 | 62.5 | 48 |
| 1J9-32 | 2.1/2"X12 | 2.1/2"X12 | 78 | 78 | 63 |

注：螺母及衬套需另行订货。管子直径 D 为公制时，配用螺母及衬套分别选用 NB200、NB500。管子直径为英制时，配用螺母及衬套分别选用 NB200、NB300。

Note: Nut and sleeve should be ordered separately.The nut NB200 and sleeve NB500 is suitable for metric tube,the nut NB200 and sleeve NB300 is suitable for inch tube.

JIC 外螺纹74°外锥 /英管外螺纹胶垫密封
JIC MALE 74° CONE / BSP MALE CAPTIVE SEAL



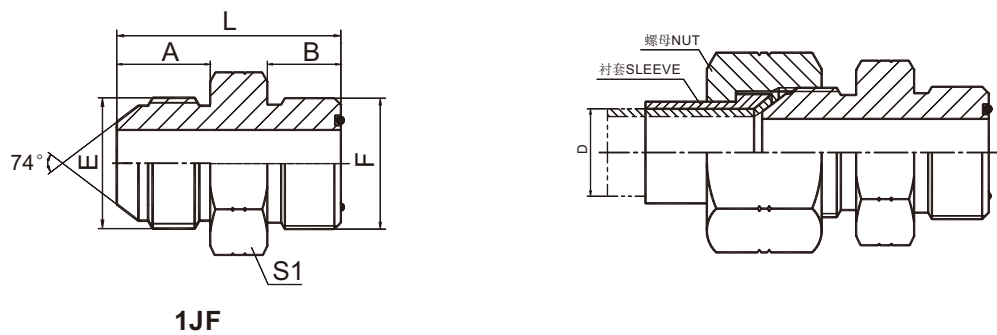
1JB-WD

| 代 号 PART NO. | 螺 纹 THREAD | | 胶 垫 CAPTIVE | 尺 寸 DIMENSIONS | | | |
|-----------------|------------|------------|-------------|----------------|----|------|----|
| | E | F | F端 | A | B | L | S1 |
| 1JB-04-02WD | 7/16"X20 | G1/8"X28 | WD-B02 | 14 | 8 | 29.5 | 14 |
| 1JB-04WD | 7/16"X20 | G1/4"X19 | WD-B04 | 14 | 12 | 34 | 19 |
| 1JB-04-06WD | 7/16"X20 | G3/8"X19 | WD-B06 | 14 | 12 | 34.5 | 22 |
| 1JB-04-08WD | 7/16"X20 | G1/2"X14 | WD-B08 | 14 | 14 | 41 | 27 |
| 1JB-05-04WD | 1/2"X20 | G1/4"X19 | WD-B04 | 14 | 12 | 34 | 19 |
| 1JB-05-06WD | 1/2"X20 | G3/8"X19 | WD-B06 | 14 | 12 | 34.5 | 22 |
| 1JB-06-02WD | 9/16"X18 | G1/8"X28 | WD-B02 | 14.1 | 8 | 29.5 | 17 |
| 1JB-06-04WD | 9/16"X18 | G1/4"X19 | WD-B04 | 14.1 | 12 | 34 | 19 |
| 1JB-06WD | 9/16"X18 | G3/8"X19 | WD-B06 | 14.1 | 12 | 34.5 | 22 |
| 1JB-06-08WD | 9/16"X18 | G1/2"X14 | WD-B08 | 14.1 | 14 | 41 | 27 |
| 1JB-08-04WD | 3/4"X16 | G1/4"X19 | WD-B04 | 16.7 | 12 | 37 | 22 |
| 1JB-08-06WD | 3/4"X16 | G3/8"X19 | WD-B06 | 16.7 | 12 | 37.5 | 22 |
| 1JB-08WD | 3/4"X16 | G1/2"X14 | WD-B08 | 16.7 | 14 | 43.5 | 27 |
| 1JB-10-08WD | 7/8"X14 | G1/2"X14 | WD-B08 | 19.3 | 14 | 46.5 | 27 |
| 1JB-10-12WD | 7/8"X14 | G3/4"X14 | WD-B12 | 19.3 | 16 | 47.5 | 32 |
| 1JB-12-08WD | 1.1/16"X12 | G1/2"X14 | WD-B08 | 21.9 | 14 | 48.5 | 30 |
| 1JB-12WD | 1.1/16"X12 | G3/4"X14 | WD-B12 | 21.9 | 16 | 50 | 32 |
| 1JB-12-16WD | 1.1/16"X12 | G1"X11 | WD-B16 | 21.9 | 18 | 56 | 41 |
| 1JB-16-12WD | 1.5/16"X12 | G3/4"X14 | WD-B12 | 23.1 | 16 | 53 | 36 |
| 1JB-16WD | 1.5/16"X12 | G1"X11 | WD-B16 | 23.1 | 18 | 57 | 41 |
| 1JB-16-20WD | 1.5/16"X12 | G1.1/4"X11 | WD-B20 | 23.1 | 20 | 61 | 50 |
| 1JB-20-16WD | 1.5/8"X12 | G1"X11 | WD-B16 | 24.3 | 18 | 58 | 46 |
| 1JB-20WD | 1.5/8"X12 | G1.1/4"X11 | WD-B20 | 24.3 | 20 | 62 | 50 |
| 1JB-20-24WD | 1.5/8"X12 | G1.1/2"X11 | WD-B24 | 24.3 | 22 | 64 | 55 |
| 1JB-24-20WD | 1.7/8"X12 | G1.1/4"X11 | WD-B20 | 27.5 | 20 | 65.5 | 50 |
| 1JB-24WD | 1.7/8"X12 | G1.1/2"X11 | WD-B24 | 27.5 | 22 | 67.5 | 55 |

注：螺母及衬套需另行订货。管子直径D为公制时，配用螺母及衬套分别选用NB200、NB500。管子直径为英制时，配用螺母及衬套分别选用NB200、NB300。
Note: Nut and sleeve should be ordered separately.The nut Nb200 and sleeve NB500 is suitable for metric tube,the nut NB200 and sleeve NB300 is suitable for inch tube.

美制JIC 外螺纹74°外锥 / ORFS外螺纹
JIC MALE 74° CONE / ORFS MALE

B

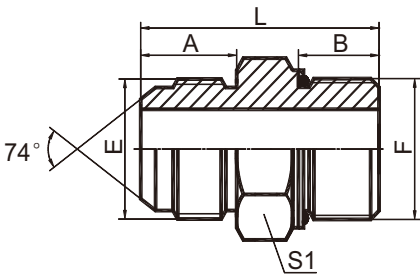


| 代号 PART NO. | 螺 纹 THREAD | | O形圈 O-RING | 尺 寸 DIMENSIONS | | | |
|----------------|-------------|-------------|------------|-----------------|------|------|----|
| | E | F | | A | B | L | S1 |
| 1JF-04 | 7/16"X20 | 9/16"X18 | O011 | 14 | 9.8 | 29.5 | 17 |
| 1JF-05-04 | 1/2"X20 | 9/16"X18 | O011 | 14 | 9.8 | 29.5 | 17 |
| 1JF-05-06 | 1/2"X20 | 11/16"X16 | O012 | 14 | 11.2 | 31.5 | 19 |
| 1JF-06-04 | 9/16"X18 | 9/16"X18 | O011 | 14.1 | 9.8 | 30 | 17 |
| 1JF-06 | 9/16"X18 | 11/16"X16 | O012 | 14.1 | 11.2 | 31 | 19 |
| 1JF-08-06 | 3/4"X16 | 11/16"X16 | O012 | 16.7 | 11.2 | 36 | 22 |
| 1JF-08 | 3/4"X16 | 13/16"X16 | O014 | 16.7 | 12.8 | 37.5 | 22 |
| 1JF-10-08 | 7/8"X14 | 13/16"X16 | O014 | 19.3 | 12.8 | 40 | 24 |
| 1JF-10 | 7/8"X14 | 1"X14 | O016 | 19.3 | 15.5 | 44.5 | 27 |
| 1JF-12-10 | 1.1/16"X12 | 1"X14 | O016 | 21.9 | 15.5 | 47.5 | 30 |
| 1JF-12 | 1.1/16"X12 | 1.3/16"X12 | O018 | 21.9 | 17 | 50 | 32 |
| 1JF-16-12 | 1.5/16"X12 | 1.3/16"X12 | O018 | 23.1 | 17 | 51 | 36 |
| 1JF-16 | 1.5/16"X12 | 1.7/16"X12 | O021 | 23.1 | 17.5 | 51.5 | 38 |
| 1JF-20-16 | 1.5/8"X12 | 1.7/16"X12 | O021 | 24.3 | 17.5 | 54.5 | 46 |
| 1JF-20 | 1.5/8"X12 | 1.11/16"X12 | O025 | 24.3 | 17.5 | 54.5 | 46 |
| 1JF-24-20 | 1.7/8"X12 | 1.11/16"X12 | O025 | 27.5 | 17.5 | 60 | 50 |
| 1JF-24 | 1.7/8"X12 | 2"X12 | O029 | 27.5 | 17.5 | 60 | 55 |

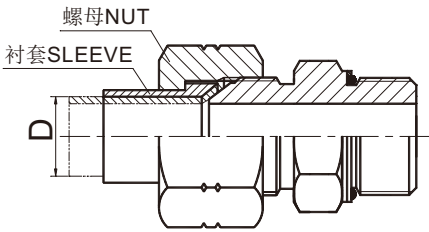
注：螺母及衬套需另行订货。管子直径 D 为公制时，配用螺母及衬套分别选用 NB200、NB500。管子直径为英制时，配用螺母及衬套分别选用NB200、NB300。

Note: Nut and sleeve should be ordered separately.The nut NB200and sleeve NB500 is suitable for metric tube,the nut NB200 and sleeve NB300 is suitable for inch tube.

美制JIC 外螺纹74°外锥 /英管外螺纹O形圈
JIC MALE 74° CONE / BSP MALE O-RING



1JG

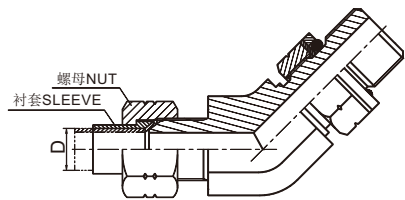
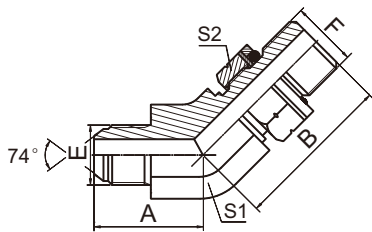


| 代 号 PART NO. | 螺 纹 THREAD | | O形圈 O-RING | 尺 寸 DIMENSIONS | | | |
|-----------------|------------|------------|------------|----------------|------|------|----|
| | E | F | F 端 | A | B | L | S1 |
| 1JG-04-02 | 7/16"X20 | G1/8"X28 | O011 | 14 | 9.5 | 31 | 14 |
| 1JG-04 | 7/16"X20 | G1/4"X19 | O111 | 14 | 10 | 32.5 | 19 |
| 1JG-04-06 | 7/16"X20 | G3/8"X19 | O113 | 14 | 11.5 | 34 | 22 |
| 1JG-04-08 | 7/16"X20 | G1/2"X14 | O115 | 14 | 14 | 39 | 27 |
| 1JG-05-04 | 1/2"X20 | G1/4"X19 | O111 | 14 | 10 | 33 | 19 |
| 1JG-05-06 | 1/2"X20 | G3/8"X19 | O113 | 14 | 11.5 | 36 | 22 |
| 1JG-05-08 | 1/2"X20 | G1/2"X14 | O115 | 14 | 14 | 39 | 27 |
| 1JG-06-04 | 9/16"X18 | G1/4"X19 | O111 | 14.1 | 11 | 31.5 | 19 |
| 1JG-06 | 9/16"X18 | G3/8"X19 | O113 | 14.1 | 11.5 | 34 | 22 |
| 1JG-06-08 | 9/16"X18 | G1/2"X14 | O115 | 14.1 | 14 | 39 | 27 |
| 1JG-08-04 | 3/4"X16 | G1/4"X19 | O111 | 16.7 | 10 | 36 | 22 |
| 1JG-08-06 | 3/4"X16 | G3/8"X19 | O113 | 16.7 | 11.5 | 37 | 22 |
| 1JG-08 | 3/4"X16 | G1/2"X14 | O115 | 16.7 | 14 | 42 | 27 |
| 1JG-08-12 | 3/4"X16 | G3/4"X14 | O119 | 16.7 | 15.5 | 44 | 32 |
| 1JG-10-06 | 7/8"X14 | G3/8"X19 | O113 | 19.3 | 11.5 | 39.5 | 24 |
| 1JG-10-08 | 7/8"X14 | G1/2"X14 | O115 | 19.3 | 14 | 44.5 | 27 |
| 1JG-10-12 | 7/8"X14 | G3/4"X14 | O119 | 19.3 | 15.5 | 48.5 | 32 |
| 1JG-12-08 | 1.1/16"X12 | G1/2"X14 | O115 | 22 | 14 | 49 | 30 |
| 1JG-12 | 1.1/16"X12 | G3/4"X14 | O119 | 22 | 15.5 | 49.5 | 32 |
| 1JG-12-16 | 1.1/16"X12 | G1"X11 | O217 | 22 | 18 | 54 | 41 |
| 1JG-12-20 | 1.1/16"X12 | G1.1/4"X11 | O222 | 22 | 20 | 57 | 50 |
| 1JG-16-12 | 1.5/16"X12 | G3/4"X14 | O119 | 23 | 15.5 | 52.5 | 36 |
| 1JG-16 | 1.5/16"X12 | G1"X11 | O217 | 23 | 18 | 55 | 41 |
| 1JG-16-20 | 1.5/16"X12 | G1.1/4"X11 | O222 | 23 | 20 | 58 | 50 |
| 1JG-20-16 | 1.5/8"X12 | G1"X11 | O217 | 24.3 | 18 | 58 | 46 |
| 1JG-20 | 1.5/8"X12 | G1.1/4"X11 | O222 | 24.3 | 20 | 59.5 | 50 |
| 1JG-24-16 | 1.7/8"X12 | G1"X11 | O217 | 27.5 | 18 | 63.5 | 50 |
| 1JG-24-20 | 1.7/8"X12 | G1.1/4"X11 | O222 | 27.5 | 20 | 65.5 | 50 |
| 1JG-24 | 1.7/8"X12 | G1.1/2"X11 | O224 | 27.5 | 21.5 | 64 | 55 |

注：螺母及衬套需另行订货。管子直径D为公制时，配用螺母及衬套分别选用NB200、NB500。管子直径为英制时，配用螺母及衬套分别选用NB200、NB300。

Note: Nut and sleeve should be ordered separately. The nut Nb200 and sleeve NB500 is suitable for metric tube, the nut NB200 and sleeve NB300 is suitable for inch tube.

45°弯美制JIC 外螺纹74°外锥 / 英管外螺纹O形圈
45° ELBOW JIC MALE 74° CONE / BSP MALE O-RING




1JG4-OG

| 代 号 PART NO. | 螺 纹 THREAD | | O形圈 O-RING | 尺 寸 DIMENSIONS | | | |
|-----------------|------------|------------|------------|----------------|------|----|----|
| | E | F | F端 | A | B | S1 | S2 |
| 1JG4-04OG | 7/16"X20 | G1/4"X19 | O111 | 21 | 28 | 14 | 19 |
| 1JG4-05-04OG | 1/2"X20 | G1/4"X19 | O111 | 21 | 28 | 14 | 19 |
| 1JG4-06-04OG | 9/16"X18 | G1/4"X19 | O111 | 22 | 28 | 14 | 19 |
| 1JG4-06OG | 9/16"X18 | G3/8"X19 | O113 | 23 | 32 | 19 | 22 |
| 1JG4-08-06OG | 3/4"X16 | G3/8"X19 | O113 | 25.8 | 32 | 19 | 22 |
| 1JG4-08OG | 3/4"X16 | G1/2"X14 | O115 | 27.5 | 36 | 22 | 27 |
| 1JG4-10-08OG | 7/8"X14 | G1/2"X14 | O115 | 29.5 | 38 | 22 | 27 |
| 1JG4-10OG | 7/8"X14 | G5/8"X14 | O910 | 29.5 | 38 | 22 | 30 |
| 1JG4-12-10OG | 1.1/16"X12 | G5/8"X14 | O910 | 34 | 38.5 | 27 | 30 |
| 1JG4-12-16OG | 1.1/16"X12 | G1"X11 | O217 | 37.5 | 44 | 33 | 41 |
| 1JG4-12OG | 1.1/16"X12 | G3/4"X14 | O119 | 34 | 42 | 27 | 32 |
| 1JG4-16-12OG | 1.5/16"X12 | G3/4"X14 | O119 | 38 | 44 | 33 | 32 |
| 1JG4-16OG | 1.5/16"X12 | G1"X11 | O217 | 38 | 44 | 33 | 41 |
| 1JG4-20OG | 1.5/8"X12 | G1.1/4"X11 | O222 | 43 | 47.5 | 41 | 50 |
| 1JG4-24OG | 1.7/8"X12 | G1.1/2"X11 | O224 | 49 | 51.5 | 48 | 55 |

注：1 螺母及衬套需另行订货。管子直径 D 为公制时，配用螺母及衬套分别选用 NB200、NB500。管子直径为英制时，配用螺母及衬套分别选用NB200、NB300。2 F端与DIN 3852 油口相配。

Note: 1 Nut and sleeve should be ordered separately.The nut NB200 and sleeve NB500 is suitable for metric tube,the nut NB200 and sleeve NB300 is suitable for inch tube. 2 F end is connected with DIN 3852 port.

90° 弯美制JIC 外螺纹74°外锥 /英管外螺纹O形圈
90° ELBOW JIC MALE 74° CONE / BSP MALE O-RING



1JG9-OG

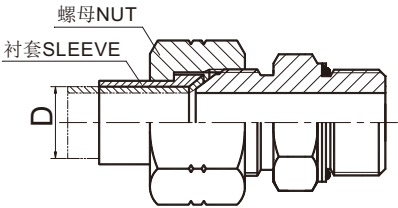
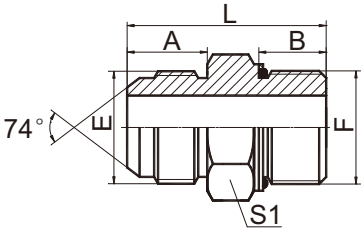
| 代 号 PART NO. | 螺 纹 THREAD | | O形圈 O-RING | 尺 寸 DIMENSIONS | | | |
|-----------------|------------|------------|------------|----------------|------|----|----|
| | E | F | F端 | A | B | S1 | S2 |
| 1JG9-04-02OG | 7/16"X20 | G1/8"X28 | O011 | 24.5 | 26.2 | 11 | 14 |
| 1JG9-04-06OG | 7/16"X20 | G3/8"X19 | O113 | 27.5 | 36.8 | 16 | 22 |
| 1JG9-04OG | 7/16"X20 | G1/4"X19 | O111 | 26.6 | 31.3 | 14 | 19 |
| 1JG9-05-04OG | 1/2"X20 | G1/4"X19 | O111 | 26.5 | 31.8 | 14 | 19 |
| 1JG9-05-06OG | 1/2"X20 | G3/8"X19 | O113 | 27.5 | 35.8 | 16 | 22 |
| 1JG9-05-08OG | 1/2"X20 | G1/2"X14 | O115 | 31.5 | 43.2 | 22 | 27 |
| 1JG9-06-04OG | 9/16"X18 | G1/4"X19 | O111 | 26.9 | 31.3 | 14 | 19 |
| 1JG9-06-08OG | 9/16"X18 | G1/2"X14 | O115 | 32.5 | 43.2 | 22 | 27 |
| 1JG9-06OG | 9/16"X18 | G3/8"X19 | O113 | 28.5 | 35.8 | 16 | 22 |
| 1JG9-08-04OG | 3/4"X16 | G1/4"X19 | O111 | 32 | 33.5 | 19 | 19 |
| 1JG9-08OG | 3/4"X16 | G1/2"X14 | O115 | 34.8 | 43.2 | 22 | 27 |
| 1JG9-08-06OG | 3/4"X16 | G3/8"X19 | O113 | 32 | 36.8 | 19 | 22 |
| 1JG9-08-12OG | 3/4"X16 | G3/4"X14 | O119 | 37.9 | 49.3 | 27 | 32 |
| 1JG9-10-06OG | 7/8"X14 | G3/8"X19 | O113 | 37.8 | 39.2 | 22 | 22 |
| 1JG9-10-08OG | 7/8"X14 | G1/2"X14 | O115 | 37.8 | 43.2 | 22 | 27 |
| 1JG9-10-12OG | 7/8"X14 | G3/4"X14 | O119 | 41 | 49.3 | 27 | 32 |
| 1JG9-12OG | 1.1/16"X12 | G3/4"X14 | O119 | 44.2 | 49.3 | 27 | 32 |
| 1JG9-12-08OG | 1.1/16"X12 | G1/2"X14 | O115 | 44.2 | 46.5 | 27 | 27 |
| 1JG9-12-16OG | 1.1/16"X12 | G1"X11 | O217 | 48 | 53 | 33 | 41 |
| 1JG9-16OG | 1.5/16"X12 | G1"X11 | O217 | 49 | 53 | 33 | 41 |
| 1JG9-16-12OG | 1.5/16"X12 | G3/4"X14 | O119 | 49 | 53 | 33 | 32 |
| 1JG9-16-20OG | 1.5/16"X12 | G1.1/4"X11 | O222 | 53.8 | 58 | 41 | 50 |
| 1JG9-20OG | 1.5/8"X12 | G1.1/4"X11 | O222 | 55.5 | 58 | 41 | 50 |
| 1JG9-20-16OG | 1.5/8"X12 | G1"X11 | O217 | 55.5 | 58 | 41 | 41 |
| 1JG9-24-16OG | 1.7/8"X12 | G1"X11 | O217 | 62.5 | 63 | 48 | 41 |
| 1JG9-24-20OG | 1.7/8"X12 | G1.1/4"X11 | O222 | 62.5 | 63 | 48 | 50 |
| 1JG9-24OG | 1.7/8"X12 | G1.1/2"X11 | O224 | 62.5 | 63 | 48 | 55 |

注：1 螺母及衬套需另行订货。管子直径 D 为公制时，配用螺母及衬套分别选用 NB200、NB500。管子直径为英制时，配用螺母及衬套分别选用 NB200、NB300。2 F 端与 DIN 3852 油口相配。

Note: 1 Nut and sleeve should be ordered separately.The Nut and sleeve should be ordered separately.Thenut NB200 and sleeve NB500 is suitable for metric tube,the nut NB200 and sleeve NB300 is suitable for inch tube. 2 F end isconnected with DIN 3852 port.

JIC 外螺纹74°外锥 /公制外螺纹可调向柱端轻系列 ISO 6149-3
JIC MALE 74° CONE / METIRC MALE ADJUSTABLE STUD END L-SERIES ISO 6149-3

B



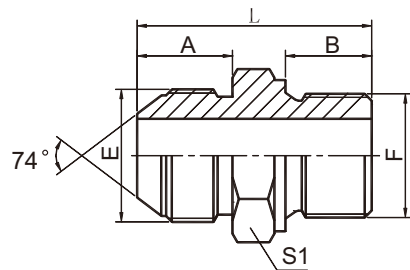
1JH

| 代号 PART NO. | 螺 纹 THREAD | | O形圈 O-RING | 尺 寸 DIMENSIONS | | | |
|----------------|------------|---------|------------|----------------|------|------|----|
| | E | F | F端 | A | B | L | S1 |
| 1JH-04-10 | 7/16"X20 | M10X1 | O08.1X1.6 | 14 | 8.5 | 28.5 | 14 |
| 1JH-04-12 | 7/16"X20 | M12X1.5 | O09.3X2.4 | 14 | 11 | 31 | 17 |
| 1JH-04-14 | 7/16"X20 | M14X1.5 | O11.3X2.4 | 14 | 11 | 31 | 19 |
| 1JH-05-10 | 1/2"X20 | M10X1 | O08.1X1.6 | 14 | 8.5 | 29 | 14 |
| 1JH-05-12 | 1/2"X20 | M12X1.5 | O09.3X2.4 | 14 | 11 | 31 | 17 |
| 1JH-05-14 | 1/2"X20 | M14X1.5 | O11.3X2.4 | 14 | 11 | 33 | 19 |
| 1JH-06-14 | 9/16"X18 | M14X1.5 | O11.3X2.4 | 14.1 | 11 | 31 | 19 |
| 1JH-06-16 | 9/16"X18 | M16X1.5 | O13.3X2.4 | 14.1 | 11.5 | 33.5 | 22 |
| 1JH-06-18 | 9/16"X18 | M18X1.5 | O15.3X2.4 | 14.1 | 12.5 | 34.5 | 24 |
| 1JH-08-14 | 3/4"X16 | M14X1.5 | O15.3X2.4 | 16.7 | 11 | 38 | 22 |
| 1JH-08-16 | 3/4"X16 | M16X1.5 | O13.3X2.4 | 16.7 | 11.5 | 36 | 22 |
| 1JH-08-18 | 3/4"X16 | M18X1.5 | O15.3X2.4 | 16.7 | 12.5 | 37 | 24 |
| 1JH-08-22 | 3/4"X16 | M22X1.5 | O19.3X2.4 | 16.7 | 13 | 39.5 | 27 |
| 1JH-10-16 | 7/8"X14 | M16X1.5 | O13.3X2.4 | 19.3 | 11.5 | 41 | 24 |
| 1JH-10-18 | 7/8"X14 | M18X1.5 | O15.3X2.4 | 19.3 | 12.5 | 40 | 24 |
| 1JH-10-22 | 7/8"X14 | M22X1.5 | O19.3X2.4 | 19.3 | 13 | 42 | 27 |
| 1JH-12-22 | 1.1/16"X12 | M22X1.5 | O19.3X2.4 | 21.9 | 13 | 47.5 | 30 |
| 1JH-12-27 | 1.1/16"X12 | M27X2 | O23.5X3.0 | 21.9 | 16 | 49 | 32 |
| 1JH-16-27 | 1.5/16"X12 | M27X2 | O23.5X3.0 | 23.1 | 16 | 52.5 | 36 |
| 1JH-16-33 | 1.5/16"X12 | M33X2 | O29.5X3.0 | 23.1 | 16 | 52 | 41 |
| 1JH-20-42 | 1.5/8"X12 | M42X2 | O38.5X3.0 | 24.3 | 16 | 58 | 50 |
| 1JH-24-48 | 1.7/8"X12 | M48X2 | O44.5X3.0 | 27.5 | 17.5 | 63 | 55 |

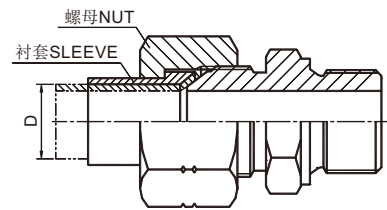
注：1 螺母及衬套需另行订货。管子直径D 为公制时，配用螺母及衬套分别选用NB200、NB500。管子直径为英制时，配用螺母及衬套分别选用NB200、NB300。2 F端可与ISO 9974-1 油口相配，去掉挡圈与ISO 6149-1 油口相配。

Note: 1 Nut and sleeve should be ordered separately.The nut NB200 and sleeve NB500 is suitable for metric tube,the nut NB200 and sleeve NB300 is suitable for inch tube. 2 F end is fit for ISO 9974-1 port or ISO6149-1 port when useless of retaining ring.

JIC外螺纹74°外锥 / 公制外螺纹组合垫圈
JIC MALE 74° CONE / METRIC MALE WITH BONDED SEAL



1JL

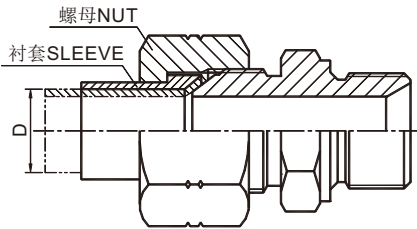
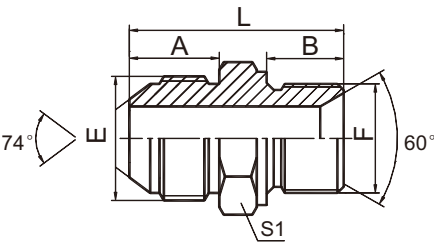


| 代 号 PART NO. | 螺 纹 THREAD | | 密形圈 SEAL | 尺 寸 DIMENSIONS | | | |
|-----------------|------------|---------|----------|----------------|----|------|----|
| | E | F | F端 | A | B | L | S1 |
| 1JL-04-10 | 7/16"X20 | M10X1 | ZHD-10 | 14 | 8 | 29 | 17 |
| 1JL-04-12 | 7/16"X20 | M12X1.5 | ZHD-12 | 14 | 12 | 32.5 | 17 |
| 1JL-06-12 | 9/16"X18 | M12X1.5 | ZHD-12 | 14.1 | 12 | 33.5 | 17 |
| 1JL-06-14 | 9/16"X18 | M14X1.5 | ZHD-14 | 14.1 | 12 | 32 | 19 |
| 1JL-06-18 | 9/16"X18 | M18X1.5 | ZHD-18 | 14.1 | 12 | 35.5 | 24 |
| 1JL-06-22 | 9/16"X18 | M22X1.5 | ZHD-22 | 14.1 | 14 | 38 | 27 |
| 1JL-08-16 | 3/4"X16 | M16X1.5 | ZHD-16 | 16.7 | 12 | 37 | 22 |
| 1JL-08-18 | 3/4"X16 | M18X1.5 | ZHD-18 | 16.7 | 12 | 37.5 | 24 |
| 1JL-08-22 | 3/4"X16 | M22X1.5 | ZHD-22 | 16.7 | 14 | 40.5 | 27 |
| 1JL-10-18 | 7/8"X14 | M18X1.5 | ZHD-18 | 19.3 | 12 | 40.5 | 24 |
| 1JL-10-22 | 7/8"X14 | M22X1.5 | ZHD-22 | 19.3 | 14 | 43 | 27 |
| 1JL-12-22 | 1.1/16"X12 | M22X1.5 | ZHD-22 | 21.9 | 14 | 48.5 | 30 |
| 1JL-12-27 | 1.1/16"X12 | M27X2 | ZHD-27 | 21.9 | 16 | 49 | 36 |
| 1JL-16-33 | 1.5/16"X12 | M33X2 | ZHD-33 | 23.1 | 18 | 56 | 41 |

注：螺母及衬套需另行订货。管子直径D为公制时，配用螺母及衬套分别选用NB200、NB500。管子直径为英制时，配用螺母及衬套分别选用NB200、NB300。

Note: Nut and sleeve should be ordered separately. The nut NB200 and sleeve NB500 is suitable for metric tube, the nut NB200 and sleeve NB300 is suitable for inch tube.

JIC 外螺纹74°外锥 /公制外螺纹60°内锥
JIC MALE 74° CONE / METRIC MALE 60° SEAT



1JM

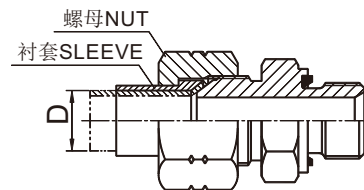
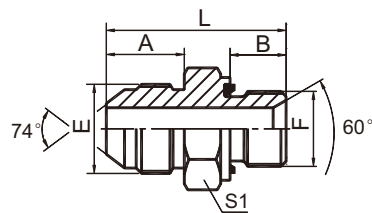
| 代 号 PART NO. | 螺 纹 THREAD | | 尺 寸 DIMENSIONS | | | |
|-----------------|------------|---------|----------------|----|------|----|
| | E | F | A | B | L | S1 |
| 1JM-04-10 | 7/16"X20 | M10X1 | 14 | 8 | 29 | 14 |
| 1JM-04-12 | 7/16"X20 | M12X1.5 | 14 | 10 | 31 | 17 |
| 1JM-04-14 | 7/16"X20 | M14X1.5 | 14 | 11 | 32 | 19 |
| 1JM-05-10 | 1/2"X20 | M10X1 | 14 | 8 | 28 | 14 |
| 1JM-05-12 | 1/2"X20 | M12X1.5 | 14 | 10 | 30 | 17 |
| 1JM-05-14 | 1/2"X20 | M14X1.5 | 14 | 11 | 32 | 19 |
| 1JM-06-12 | 9/16"X18 | M12X1.5 | 14.1 | 10 | 31 | 17 |
| 1JM-06-14 | 9/16"X18 | M14X1.5 | 14.1 | 11 | 33 | 19 |
| 1JM-06-16 | 9/16"X18 | M16X1.5 | 14.1 | 12 | 35 | 22 |
| 1JM-06-18 | 9/16"X18 | M18X1.5 | 14.1 | 12 | 34 | 24 |
| 1JM-08-16 | 3/4"X16 | M16X1.5 | 16.7 | 12 | 37.5 | 22 |
| 1JM-08-18 | 3/4"X16 | M18X1.5 | 16.7 | 12 | 36.5 | 24 |
| 1JM-08-20 | 3/4"X16 | M20X1.5 | 16.7 | 14 | 41 | 27 |
| 1JM-08-22 | 3/4"X16 | M22X1.5 | 16.7 | 14 | 41 | 27 |
| 1JM-10-20 | 7/8"X14 | M20X1.5 | 19.3 | 14 | 44 | 27 |
| 1JM-10-22 | 7/8"X14 | M22X1.5 | 19.3 | 14 | 43.5 | 27 |
| 1JM-10-26 | 7/8"X14 | M26X1.5 | 19.3 | 16 | 47.5 | 32 |
| 1JM-12-20 | 1.1/16"X12 | M20X1.5 | 21.9 | 14 | 47 | 30 |
| 1JM-12-22 | 1.1/16"X12 | M22X1.5 | 21.9 | 14 | 47 | 30 |
| 1JM-12-26 | 1.1/16"X12 | M26X1.5 | 21.9 | 16 | 50 | 32 |

注：螺母及衬套需另行订货。管子直径D为公制时，配用螺母及衬套分别选用NB200、NB500。管子直径为英制时，配用螺母及衬套分别选用NB200、NB300。

Note: Nut and sleeve should be ordered separately.The nut NB200and sleeve NB500 is suitable for metric tube,the nut NB200 and sleeve NB300 is suitable for inch tube.

JIC 外螺纹74°外锥 / 公制外螺纹胶垫密封
JIC MALE 74° CONE / METRIC MALE CAPTIVE SEAL

B



1JM-WD

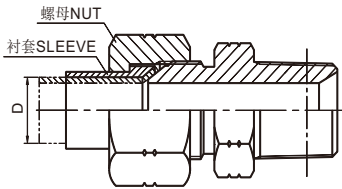
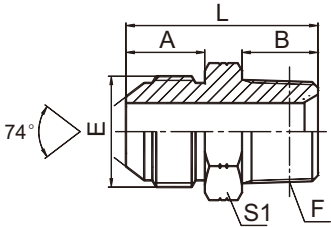
| 代 号 PART NO. | 螺 纹 THREAD | | 胶 垫 CAPTIVE | 尺 寸 DIMENSIONS | | | |
|-----------------|------------|---------|-------------|----------------|----|------|----|
| | E | F | F端 | A | B | L | S1 |
| 1JM-04-10WD | 7/16"X20 | M10X1 | WD-B02 | 14 | 8 | 29.5 | 17 |
| 1JM-04-12WD | 7/16"X20 | M12X1.5 | WD-M12 | 14 | 12 | 34 | 17 |
| 1JM-05-14WD | 1/2"X20 | M14X1.5 | WD-B04 | 14 | 12 | 34 | 19 |
| 1JM-06-14WD | 9/16"X18 | M14X1.5 | WD-B04 | 14.1 | 12 | 34 | 19 |
| 1JM-06-18WD | 9/16"X18 | M18X1.5 | WD-M18 | 14.1 | 12 | 36.5 | 24 |
| 1JM-06-20WD | 9/16"X18 | M20X1.5 | WD-M20 | 14.1 | 14 | 40.5 | 27 |
| 1JM-08-18WD | 3/4"X16 | M18X1.5 | WD-M18 | 16.7 | 12 | 39 | 24 |
| 1JM-08-20WD | 3/4"X16 | M20X1.5 | WD-M20 | 16.7 | 14 | 43 | 27 |
| 1JM-08-22WD | 3/4"X16 | M22X1.5 | WD-M22 | 16.7 | 14 | 43.5 | 27 |
| 1JM-10-18WD | 7/8"X14 | M18X1.5 | WD-M18 | 19.3 | 12 | 41.5 | 24 |
| 1JM-10-20WD | 7/8"X14 | M20X1.5 | WD-M20 | 19.3 | 14 | 45.5 | 27 |
| 1JM-10-22WD | 7/8"X14 | M22X1.5 | WD-M22 | 19.3 | 14 | 46 | 27 |
| 1JM-12-20WD | 1.1/16"X12 | M20X1.5 | WD-M20 | 21.9 | 14 | 48.5 | 30 |
| 1JM-12-22WD | 1.1/16"X12 | M22X1.5 | WD-M22 | 21.9 | 14 | 49 | 30 |
| 1JM-12-26WD | 1.1/16"X12 | M26X1.5 | WD-B12 | 21.9 | 16 | 52 | 32 |
| 1JM-12-27WD | 1.1/16"X12 | M27X2 | WD-B12 | 21.9 | 16 | 52 | 32 |
| 1JM-16-26WD | 1.5/16"X12 | M26X1.5 | WD-B12 | 23.1 | 16 | 53 | 36 |
| 1JM-16-33WD | 1.5/16"X12 | M33X2 | WD-B16 | 23.1 | 18 | 57 | 41 |
| 1JM-20-42WD | 1.5/8"X12 | M42X2 | WD-B20 | 24.3 | 20 | 62 | 50 |
| 1JM-20-48WD | 1.5/8"X12 | M48X2 | WD-B24 | 24.3 | 22 | 64 | 55 |
| 1JM-24-48WD | 1.7/8"X12 | M48X2 | WD-B24 | 27.5 | 22 | 67.5 | 55 |

注：螺母及衬套需另行订货。管子直径D为公制时，配用螺母及衬套分别选用NB200、NB500。管子直径为英制时，配用螺母及衬套分别选用NB200、NB300。

Note: Nut and sleeve should be ordered separately. The nut NB200 and sleeve NB500 is suitable for metric tube, the nut NB200 and sleeve NB300 is suitable for inch tube.

JIC 外螺纹74°外锥 / 布锥管外螺纹
JIC MALE 74° CONE / NPT MALE

B



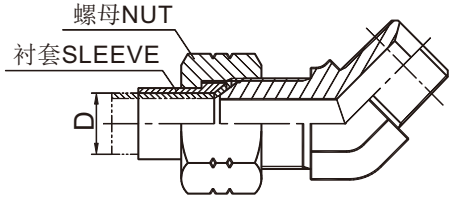
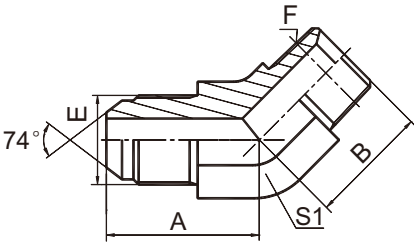
1JN

| 代号 PART NO. | 螺 纹 THREAD | | 尺 寸 DIMENSIONS | | | |
|----------------|------------|--------------|----------------|------|------|----|
| | E | F | A | B | L | S1 |
| 1JN-02 | 5/16"X24 | Z1/8"X27 | 11.4 | 10.5 | 28 | 12 |
| 1JN-04-02 | 7/16"X20 | Z1/8"X27 | 14 | 10.5 | 30.5 | 12 |
| 1JN-04 | 7/16"X20 | Z1/4"X18 | 14 | 15 | 35 | 17 |
| 1JN-04-06 | 7/16"X20 | Z3/8"X18 | 14 | 16 | 36 | 19 |
| 1JN-04-08 | 7/16"X20 | Z1/2"X14 | 14 | 19.5 | 41.5 | 24 |
| 1JN-05-02 | 1/2"X20 | Z1/8"X27 | 14 | 10.5 | 30.5 | 14 |
| 1JN-05-04 | 1/2"X20 | Z1/4"X18 | 14 | 15 | 35 | 17 |
| 1JN-05-06 | 1/2"X20 | Z3/8"X18 | 14 | 16 | 36 | 19 |
| 1JN-05-08 | 1/2"X20 | Z1/2"X14 | 14 | 19.5 | 41.5 | 24 |
| 1JN-06-04 | 9/16"X18 | Z1/4"X18 | 14.1 | 15 | 34.5 | 17 |
| 1JN-06 | 9/16"X18 | Z3/8"X18 | 14.1 | 16 | 36 | 19 |
| 1JN-06-08 | 9/16"X18 | Z1/2"X14 | 14.1 | 19.5 | 41.5 | 24 |
| 1JN-08-04 | 3/4"X16 | Z1/4"X18 | 16.7 | 15 | 39 | 22 |
| 1JN-08-06 | 3/4"X16 | Z3/8"X18 | 16.7 | 16 | 40 | 22 |
| 1JN-08 | 3/4"X16 | Z1/2"X14 | 16.7 | 19.5 | 44 | 24 |
| 1JN-08-12 | 3/4"X16 | Z3/4"X14 | 16.7 | 19.5 | 46.5 | 30 |
| 1JN-10-06 | 7/8"X14 | Z3/8"X18 | 19.3 | 16 | 43.5 | 24 |
| 1JN-10-08 | 7/8"X14 | Z1/2"X14 | 19.3 | 19.5 | 47 | 24 |
| 1JN-10-12 | 7/8"X14 | Z3/4"X14 | 19.3 | 19.5 | 49 | 30 |
| 1JN-12-08 | 1.1/16"X12 | Z1/2"X14 | 21.9 | 19.5 | 51 | 30 |
| 1JN-12 | 1.1/16"X12 | Z3/4"X14 | 21.9 | 19.5 | 51.5 | 30 |
| 1JN-12-16 | 1.1/16"X12 | Z1"X11.5 | 21.9 | 25.5 | 58.5 | 36 |
| 1JN-12-20 | 1.1/16"X12 | Z1.1/4"X11.5 | 21.9 | 26.5 | 61.5 | 46 |
| 1JN-14-12 | 1.3/16"X12 | Z3/4"X14 | 22.6 | 19.5 | 53 | 32 |
| 1JN-16-12 | 1.5/16"X12 | Z3/4"X14 | 23.1 | 19.5 | 53.5 | 36 |
| 1JN-16 | 1.5/16"X12 | Z1"X11.5 | 23.1 | 25.5 | 58.5 | 36 |
| 1JN-16-20 | 1.5/16"X12 | Z1.1/4"X11.5 | 23.1 | 26.5 | 62.5 | 46 |
| 1JN-16-24 | 1.5/16"X12 | Z1.1/2"X11.5 | 23.1 | 27.5 | 65.5 | 50 |
| 1JN-20-16 | 1.5/8"X12 | Z1"X11.5 | 24.3 | 25.5 | 63 | 46 |
| 1JN-20 | 1.5/8"X12 | Z1.1/4"X11.5 | 24.3 | 26.5 | 63.5 | 46 |
| 1JN-20-24 | 1.5/8"X12 | Z1.1/2"X11.5 | 24.3 | 27.5 | 67 | 50 |
| 1JN-24-20 | 1.7/8"X12 | Z1.1/4"X11.5 | 27.5 | 26.5 | 69 | 50 |
| 1JN-24 | 1.7/8"X12 | Z1.1/2"X11.5 | 27.5 | 27.5 | 70 | 50 |
| 1JN-24-32 | 1.7/8"X12 | Z2"X11.5 | 27.5 | 27.5 | 72 | 65 |
| 1JN-32 | 2.1/2"X12 | Z2"X11.5 | 33.9 | 27.5 | 78.5 | 65 |
| 1JN-32-20 | 2.1/2"X12 | Z1.1/4"X11.5 | 33.9 | 26.5 | 77 | 65 |
| 1JN-32-24 | 2.1/2"X12 | Z1.1/2"X11.5 | 33.9 | 27.5 | 78.5 | 65 |

注：螺母及衬套需另行订货。管子直径 D 为公制时，配用螺母及衬套分别选用 NB200、NB500。管子直径为英制时，配用螺母及衬套分别选用NB200、NB300。

Note: Nut and sleeve should be ordered separately.The nut NB200 and sleeve NB500 is suitable for metric tube,thenut NB200 and sleeve NB300 is suitable for inch tube.

45°弯JIC 外螺纹74°外锥/布锥管外螺纹
45° ELBOWJIC MALE 74° CONE/NPT MALE



1JN4

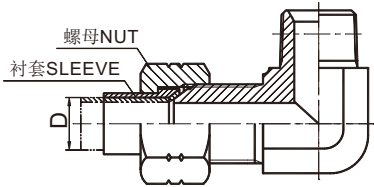
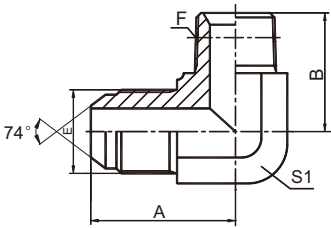
| 代号 PART NO. | 螺纹 THREAD | | 尺寸 DIMENSIONS | | |
|----------------|------------|--------------|---------------|------|----|
| | E | F | A | B | S1 |
| 1JN4-02 | 5/16"X24 | Z1/8"X27 | 18 | 17 | 11 |
| 1JN4-03-02 | 3/8"X24 | Z1/8"X27 | 19 | 17 | 11 |
| 1JN4-04-02 | 7/16"X20 | Z1/8"X27 | 21.5 | 17 | 11 |
| 1JN4-04 | 7/16"X20 | Z1/4"X18 | 22.3 | 21 | 14 |
| 1JN4-04-06 | 7/16"X20 | Z3/8"X18 | 23 | 24 | 19 |
| 1JN4-04-08 | 7/16"X20 | Z1/2"X14 | 24.5 | 29.5 | 22 |
| 1JN4-05-02 | 1/2"X20 | Z1/8"X27 | 22.3 | 18 | 14 |
| 1JN4-05-04 | 1/2"X20 | Z1/4"X18 | 22.3 | 21 | 14 |
| 1JN4-06-02 | 9/16"X18 | Z1/8"X27 | 22.8 | 17.3 | 14 |
| 1JN4-06-04 | 9/16"X18 | Z1/4"X18 | 22.8 | 21 | 14 |
| 1JN4-06 | 9/16"X18 | Z3/8"X18 | 24 | 24 | 19 |
| 1JN4-06-08 | 9/16"X18 | Z1/2"X14 | 25 | 29.5 | 22 |
| 1JN4-08-04 | 3/4"X16 | Z1/4"X18 | 26.8 | 22 | 19 |
| 1JN4-08-06 | 3/4"X16 | Z3/8"X18 | 26.8 | 24 | 19 |
| 1JN4-08 | 3/4"X16 | Z1/2"X14 | 28 | 29.5 | 22 |
| 1JN4-08-12 | 3/4"X16 | Z3/4"X14 | 29 | 35 | 27 |
| 1JN4-10-08 | 7/8"X14 | Z1/2"X14 | 31 | 29.5 | 22 |
| 1JN4-10-12 | 7/8"X14 | Z3/4"X14 | 32 | 35 | 27 |
| 1JN4-12-08 | 1.1/16"X12 | Z1/2"X14 | 35.5 | 31 | 27 |
| 1JN4-12 | 1.1/16"X12 | Z3/4"X14 | 35.5 | 35 | 27 |
| 1JN4-12-16 | 1.1/16"X12 | Z1"X11.5 | 37.5 | 39 | 33 |
| 1JN4-14-12 | 1.3/16"X12 | Z3/4"X14 | 37 | 35.5 | 30 |
| 1JN4-16-12 | 1.5/16"X12 | Z3/4"X14 | 38.5 | 36.5 | 33 |
| 1JN4-16 | 1.5/16"X12 | Z1"X11.5 | 38.5 | 39 | 33 |
| 1JN4-16-20 | 1.5/16"X12 | Z1.1/4"X11.5 | 42 | 42.5 | 41 |
| 1JN4-20-16 | 1.5/8"X12 | Z1"X11.5 | 43 | 42.5 | 41 |
| 1JN4-20 | 1.5/8"X12 | Z1.1/4"X11.5 | 43 | 42 | 41 |
| 1JN4-20-24 | 1.5/8"X12 | Z1.1/2"X11.5 | 46 | 45 | 48 |
| 1JN4-24 | 1.7/8"X12 | Z1.1/2"X11.5 | 49 | 45 | 48 |
| 1JN4-32 | 2.1/2"X12 | Z2"X11.5 | 58 | 50 | 63 |

注：螺母及衬套需另行订货。管子直径 D 为公制时，配用螺母及衬套分别选用 NB200、NB500。管子直径为英制时，配用螺母及衬套分别选用NB200、NB300。

Note: Nut and sleeve should be ordered separately. The nut NB200 and sleeve NB500 is suitable for metric tube, the nut NB200 and sleeve NB300 is suitable for inch tube.

90°弯 JIC 外螺纹74°外锥 /布锥管外螺纹
90° ELBOW JIC MALE 74° CONE / NPT MALE

B



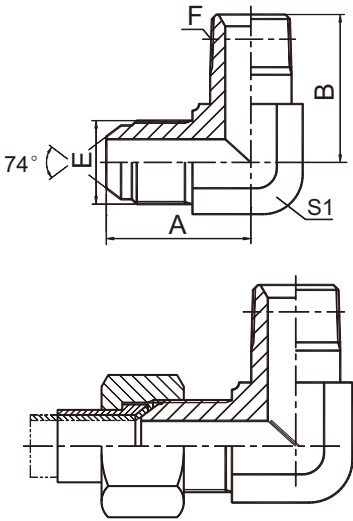
1JN9

| 代号 PART NO. | 螺 纹 THREAD | | 尺 寸 DIMENSIONS | | |
|----------------|-------------|--------------|-----------------|------|----|
| | E | F | A | B | S1 |
| 1JN9-02 | 5/16"X24 | Z1/8"X27 | 21 | 21 | 11 |
| 1JN9-03-02 | 3/8"X24 | Z1/8"X27 | 22 | 21 | 11 |
| 1JN9-04 | 7/16"X20 | Z1/4"X18 | 26.6 | 25.5 | 14 |
| 1JN9-04-02 | 7/16"X20 | Z1/8"X27 | 24.5 | 21 | 11 |
| 1JN9-04-06 | 7/16"X20 | Z3/8"X18 | 29.5 | 31 | 19 |
| 1JN9-05-02 | 1/2"X20 | Z1/8"X27 | 26.6 | 23.5 | 14 |
| 1JN9-05-04 | 1/2"X20 | Z1/4"X18 | 26.6 | 25.5 | 14 |
| 1JN9-05-06 | 1/2"X20 | Z3/8"X18 | 29.5 | 31 | 19 |
| 1JN9-06 | 9/16"X18 | Z3/8"X18 | 30 | 31 | 19 |
| 1JN9-06-04 | 9/16"X18 | Z1/4"X18 | 26.9 | 25.5 | 14 |
| 1JN9-06-08 | 9/16"X18 | Z1/2"X14 | 32 | 36.7 | 22 |
| 1JN9-08 | 3/4"X16 | Z1/2"X14 | 34.8 | 37.3 | 22 |
| 1JN9-08-04 | 3/4"X16 | Z1/4"X18 | 32 | 28.5 | 19 |
| 1JN9-08-06 | 3/4"X16 | Z3/8"X18 | 32 | 31 | 19 |
| 1JN9-08-12 | 3/4"X16 | Z3/4"X14 | 37.9 | 44 | 27 |
| 1JN9-10-06 | 7/8"X14 | Z3/8"X18 | 37.8 | 32.5 | 22 |
| 1JN9-10-08 | 7/8"X14 | Z1/2"X14 | 37.8 | 37.3 | 22 |
| 1JN9-10-12 | 7/8"X14 | Z3/4"X14 | 41 | 44 | 27 |
| 1JN9-10-16 | 7/8"X14 | Z1"X11.5 | 44.5 | 50 | 33 |
| 1JN9-12 | 1.1/16"X12 | Z3/4"X14 | 44.2 | 44 | 27 |
| 1JN9-12-08 | 1.1/16"X12 | Z1/2"X14 | 44.2 | 40 | 27 |
| 1JN9-12-16 | 1.1/16"X12 | Z1"X11.5 | 49 | 50 | 33 |
| 1JN9-12-20 | 1.1/16"X12 | Z1.1/4"X11.5 | 52.5 | 54.5 | 41 |
| 1JN9-14-12 | 1.3/16"X12 | Z3/4"X14 | 47.5 | 45 | 30 |
| 1JN9-14-16 | 1.3/16"X12 | Z1"X11.5 | 48.7 | 50 | 33 |
| 1JN9-16 | 1.5/16"X12 | Z1"X11.5 | 49 | 50 | 33 |
| 1JN9-16-12 | 1.5/16"X12 | Z3/4"X14 | 49 | 45.2 | 33 |
| 1JN9-16-20 | 1.5/16"X12 | Z1.1/4"X11.5 | 54 | 60.5 | 41 |
| 1JN9-16-24 | 1.5/16"X12 | Z1.1/2"X11.5 | 59.4 | 59.5 | 48 |
| 1JN9-20 | 1.5/8"X12 | Z1.1/4"X11.5 | 55.5 | 54.5 | 41 |
| 1JN9-20-16 | 1.5/8"X12 | Z1"X11.5 | 55.5 | 54.5 | 41 |
| 1JN9-20-24 | 1.5/8"X12 | Z1.1/2"X11.5 | 59.4 | 63 | 48 |
| 1JN9-24 | 1.7/8"X12 | Z1.1/2"X11.5 | 62.5 | 63 | 48 |
| 1JN9-24-20 | 1.7/8"X12 | Z1.1/4"X11.5 | 62.5 | 63 | 48 |
| 1JN9-32-24 | 2.1/2"X12 | Z1.1/2"X11.5 | 75.4 | 70 | 63 |
| 1JN9-32 | 2.1/2"X12 | Z2"X11.5 | 75.4 | 67.5 | 63 |

注：螺母及衬套需另行订货。管子直径 D 为公制时，配用螺母及衬套分别选用 NB200、NB500。管子直径为英制时，配用螺母及衬套分别选用NB200、NB300。

Note： Nut and sleeve should be ordered separately.The nut NB200 and sleeve NB500 is suitable for metric tube,thenut NB200 and sleeve NB300 is suitable for inch tube.

90° JIC 外螺纹74°外锥/加长布锥管外螺纹
90° JIC MALE 74° CONE/LONG NPT MALE



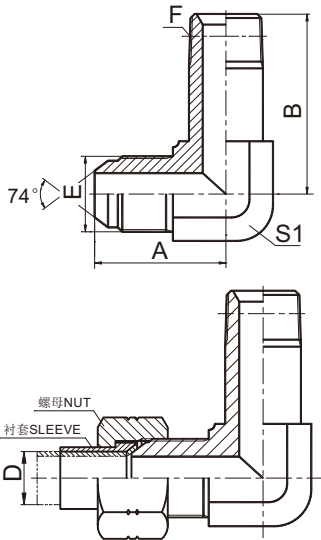
1JN9-L

| 代号 PART NO. | 螺纹 THREAD | | 尺寸 DIMENSIONS | | |
|----------------|------------|--------------|---------------|-------|----|
| | E | F | A | B | S1 |
| 1JN9-04-02L | 7/16"X20 | Z1/8"X27 | 24.5 | 30 | 11 |
| 1JN9-04L | 7/16"X20 | Z1/4"X18 | 26.6 | 40.1 | 14 |
| 1JN9-05-02L | 1/2"X20 | Z1/8"X27 | 26.6 | 31 | 14 |
| 1JN9-05-04L | 1/2"X20 | Z1/4"X18 | 26.6 | 40.1 | 14 |
| 1JN9-06-04L | 9/16"X18 | Z1/4"X18 | 26.9 | 40.1 | 14 |
| 1JN9-06-08L | 9/16"X18 | Z1/2"X14 | 32 | 55.1 | 22 |
| 1JN9-08-06L | 3/4"X16 | Z3/8"X18 | 32 | 46.2 | 19 |
| 1JN9-08L | 3/4"X16 | Z1/2"X14 | 34.8 | 55.1 | 22 |
| 1JN9-10-08L | 7/8"X14 | Z1/2"X14 | 37.8 | 55.1 | 22 |
| 1JN9-12-08L | 1.1/16"X12 | Z1/2"X14 | 44.2 | 56.9 | 27 |
| 1JN9-12L | 1.1/16"X12 | Z3/4"X14 | 44.2 | 62 | 27 |
| 1JN9-16-12L | 1.5/16"X12 | Z3/4"X14 | 49 | 69.9 | 33 |
| 1JN9-16L | 1.5/16"X12 | Z1"X11.5 | 49 | 76.5 | 33 |
| 1JN9-20L | 1.5/8"X12 | Z1.1/4"X11.5 | 55.5 | 93.7 | 41 |
| 1JN9-24L | 1.7/8"X12 | Z1.1/2"X11.5 | 62.5 | 104.1 | 48 |
| 1JN9-32L | 2.1/2"X12 | Z2"X11.5 | 78 | 122.2 | 63 |

注：螺母及衬套需另行订货。管子直径D为公制时，配用螺母及衬套分别选用NB200、NB500。管子直径为英制时，配用螺母及衬套分别选用NB200、NB300。

Note: Nut and sleeve should be ordered separately.The nut NB200and sleeve NB500 is suitable for metric tube,the nut NB200 and sleeve NB300 is suitable for inch tube.

90°弯 JIC 外螺纹74°外锥 / 加长布锥管外螺纹
90° ELBOW JIC MALE 74° CONE / LONGER NPT MALE



1JN9-LL

| 代号 PART NO. | 螺纹 THREAD | | 尺寸 DIMENSIONS | | |
|----------------|------------|--------------|---------------|-------|----|
| | E | F | A | B | S1 |
| 1JN9-04-02LL | 7/16"X20 | Z1/8"X27 | 24.5 | 39.6 | 11 |
| 1JN9-04LL | 7/16"X20 | Z1/4"X18 | 26.6 | 52.6 | 14 |
| 1JN9-05-04LL | 1/2"X20 | Z1/4"X18 | 26.6 | 52.6 | 14 |
| 1JN9-06-04LL | 9/16"X18 | Z1/4"X18 | 26.9 | 52.6 | 14 |
| 1JN9-06LL | 9/16"X18 | Z3/8"X18 | 30 | 61.5 | 19 |
| 1JN9-08-06LL | 3/4"X16 | Z3/8"X18 | 32 | 61.5 | 19 |
| 1JN9-10-08LL | 7/8"X14 | Z1/2"X14 | 37.8 | 72.9 | 22 |
| 1JN9-12LL | 1.1/16"X12 | Z3/4"X14 | 44.2 | 83.3 | 27 |
| 1JN9-16LL | 1.5/16"X12 | Z1"X11.5 | 49 | 102.9 | 33 |
| 1JN9-20LL | 1.5/8"X12 | Z1.1/4"X11.5 | 55.5 | 127 | 41 |
| 1JN9-24LL | 1.7/8"X12 | Z1.1/2"X11.5 | 62.5 | 141 | 48 |
| 1JN9-32LL | 2.1/2"X12 | Z2"X11.5 | 78 | 168.4 | 63 |

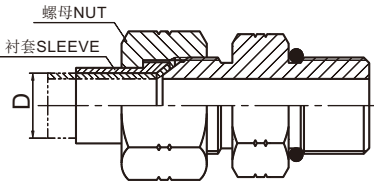
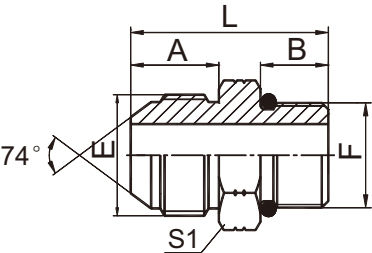
注：螺母及衬套需另行订货。管子直径 D 为公制时，配用螺母及衬套分别选用 NB200、NB500。管子直径为英制时，配用螺母及衬套分别选用NB200、NB300。

Note: Nut and sleeve should be ordered separately.The nutNB200 and sleeve NB500 is suitable for metric tube,the nut NB200 and sleeve NB300 is suitable for inch tube.

B

美制 JIC 外螺纹74°外锥 / SAE外螺纹带O形圈轻系列ISO 11926-3
JIC MALE 74° CONE / SAE O-RINGBOSS L-SERIES ISO 11926-3

B



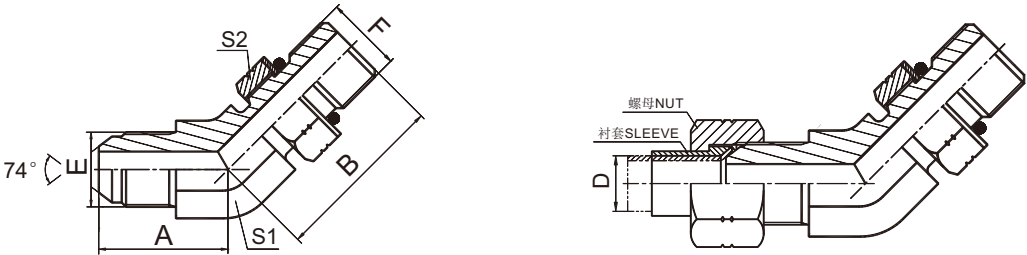
1JO

| 代 号 PART NO. | 螺 纹 THREAD | | O形圈 O-RING | 尺 寸 DIMENSIONS | | | |
|-----------------|------------|------------|------------|----------------|-------|------|----|
| | E | F | | A | B | L | S1 |
| 1JO-04-02 | 7/16"X20 | 5/16"X24 | O902 | 14 | 7.54 | 27.5 | 14 |
| 1JO-04-03 | 7/16"X20 | 3/8"X24 | O903 | 14 | 7.54 | 27.5 | 14 |
| 1JO-04 | 7/16"X20 | 7/16"X20 | O904 | 14 | 9.14 | 29 | 14 |
| 1JO-04-05 | 7/16"X20 | 1/2"X20 | O905 | 14 | 9.14 | 29 | 17 |
| 1JO-04-06 | 7/16"X20 | 9/16"X18 | O906 | 14 | 9.93 | 30 | 17 |
| 1JO-04-08 | 7/16"X20 | 3/4"X16 | O908 | 14 | 11.13 | 33 | 22 |
| 1JO-05 | 1/2"X20 | 1/2"X20 | O905 | 14 | 9.14 | 29 | 17 |
| 1JO-05-04 | 1/2"X20 | 7/16"X20 | O904 | 14 | 9.14 | 29 | 14 |
| 1JO-05-06 | 1/2"X20 | 9/16"X18 | O906 | 14 | 9.93 | 30 | 17 |
| 1JO-05-08 | 1/2"X20 | 3/4"X16 | O908 | 14 | 11.13 | 33 | 22 |
| 1JO-06 | 9/16"X18 | 9/16"X18 | O906 | 14.1 | 9.93 | 30 | 17 |
| 1JO-06-04 | 9/16"X18 | 7/16"X20 | O904 | 14.1 | 9.14 | 29 | 17 |
| 1JO-06-05 | 9/16"X18 | 1/2"X20 | O905 | 14.1 | 9.14 | 29.5 | 17 |
| 1JO-06-08 | 9/16"X18 | 3/4"X16 | O908 | 14.1 | 11.13 | 33 | 22 |
| 1JO-06-10 | 9/16"X18 | 7/8"X14 | O910 | 14.1 | 12.7 | 37 | 27 |
| 1JO-06-12 | 9/16"X18 | 1.1/16"X12 | O912 | 14.1 | 15.09 | 40 | 32 |
| 1JO-08 | 3/4"X16 | 3/4"X16 | O908 | 16.7 | 11.13 | 36 | 22 |
| 1JO-08-04 | 3/4"X16 | 7/16"X20 | O904 | 16.7 | 9.14 | 34 | 22 |
| 1JO-08-06 | 3/4"X16 | 9/16"X18 | O906 | 16.7 | 9.93 | 35 | 22 |
| 1JO-08-10 | 3/4"X16 | 7/8"X14 | O910 | 16.7 | 12.7 | 40 | 27 |
| 1JO-08-12 | 3/4"X16 | 1.1/16"X12 | O912 | 16.7 | 15.09 | 43 | 32 |
| 1JO-08-14 | 3/4"X16 | 1.3/16"X12 | O914 | 16.7 | 15.09 | 43 | 36 |
| 1JO-10 | 7/8"X14 | 7/8"X14 | O910 | 19.3 | 12.7 | 42.5 | 27 |
| 1JO-10-08 | 7/8"X14 | 3/4"X16 | O908 | 19.3 | 11.13 | 39 | 24 |
| 1JO-10-12 | 7/8"X14 | 1.1/16"X12 | O912 | 19.3 | 15.09 | 45.5 | 32 |
| 1JO-10-14 | 7/8"X14 | 1.3/16"X12 | O914 | 19.3 | 15.09 | 45.5 | 36 |
| 1JO-12 | 1.1/16"X12 | 1.1/16"X12 | O912 | 21.9 | 15.09 | 48 | 32 |
| 1JO-12-08 | 1.1/16"X12 | 3/4"X16 | O908 | 21.9 | 11.13 | 43 | 30 |
| 1JO-12-10 | 1.1/16"X12 | 7/8"X14 | O910 | 21.9 | 12.7 | 45 | 30 |
| 1JO-12-14 | 1.1/16"X12 | 1.3/16"X12 | O914 | 21.9 | 15.09 | 48 | 36 |
| 1JO-12-16 | 1.1/16"X12 | 1.5/16"X12 | O916 | 21.9 | 15.09 | 48 | 38 |
| 1JO-14 | 1.3/16"X12 | 1.3/16"X12 | O914 | 22.6 | 15.09 | 48.5 | 36 |
| 1JO-14-12 | 1.3/16"X12 | 1.1/16"X12 | O912 | 22.6 | 15.09 | 48.5 | 32 |
| 1JO-14-16 | 1.3/16"X12 | 1.5/16"X12 | O916 | 22.6 | 15.09 | 50.5 | 38 |
| 1JO-16 | 1.5/16"X12 | 1.5/16"X12 | O916 | 23.1 | 15.09 | 49 | 38 |
| 1JO-16-12 | 1.5/16"X12 | 1.1/16"X12 | O912 | 23.1 | 15.09 | 49 | 36 |
| 1JO-16-14 | 1.5/16"X12 | 1.3/16"X12 | O914 | 23.1 | 15.09 | 49 | 36 |
| 1JO-16-20 | 1.5/16"X12 | 1.5/8"X12 | O920 | 23.1 | 15.09 | 53 | 50 |
| 1JO-20 | 1.5/8"X12 | 1.5/8"X12 | O920 | 24.3 | 15.09 | 54.5 | 50 |
| 1JO-20-16 | 1.5/8"X12 | 1.5/16"X12 | O916 | 24.3 | 15.09 | 52.5 | 46 |
| 1JO-20-24 | 1.5/8"X12 | 1.7/8"X12 | O924 | 24.3 | 15.09 | 54.5 | 55 |
| 1JO-24 | 1.7/8"X12 | 1.7/8"X12 | O924 | 27.5 | 15.09 | 57.5 | 55 |
| 1JO-24-20 | 1.7/8"X12 | 1.5/8"X12 | O920 | 27.5 | 15.09 | 57.5 | 50 |
| 1JO-24-32 | 1.7/8"X12 | 2.1/2"X12 | O932 | 27.5 | 15.09 | 59.5 | 70 |
| 1JO-32 | 2.1/2"X12 | 2.1/2"X12 | O932 | 33.9 | 15.09 | 66 | 70 |

注：螺母及衬套需另行订货。管子直径D为公制时，配用螺母及衬套分别选用NB200、NB500。管子直径为英制时，配用螺母及衬套分别选用NB200、NB300。

Note: Nut and sleeve should be ordered separately. The nut NB200 and sleeve NB500 is suitable for metric tube, the nut NB200 and sleeve NB300 is suitable for inch tube.

45°弯JIC 外螺纹74°外锥 / SAE外螺纹带O形圈轻系列ISO 11926-3
45° ELBOW JIC MALE 74° CONE / SAE O-RING BOSS L-SERIES ISO 11926-3



1JO4-OG


| 代 号 PART NO. | 螺 纹 THREAD | | O形圈 O-RING | 尺 寸 DIMENSIONS | | | |
|-----------------|------------|------------|------------|----------------|------|----|----|
| | E | F | F端 | A | B | S1 | S2 |
| 1JO4-04OG | 7/16"X20 | 7/16"X20 | O904 | 21 | 24 | 11 | 17 |
| 1JO4-04-06OG | 7/16"X20 | 9/16"X18 | O906 | 22.3 | 27.5 | 14 | 19 |
| 1JO4-04-08OG | 7/16"X20 | 3/4"X16 | O908 | 24.5 | 32.5 | 19 | 24 |
| 1JO4-05OG | 1/2"X20 | 1/2"X20 | O905 | 22 | 26.7 | 14 | 17 |
| 1JO4-05-04OG | 1/2"X20 | 7/16"X20 | O904 | 22 | 26.7 | 14 | 17 |
| 1JO4-06OG | 9/16"X18 | 9/16"X18 | O906 | 23.5 | 28 | 14 | 19 |
| 1JO4-06-04OG | 9/16"X18 | 7/16"X20 | O904 | 22.8 | 26 | 14 | 17 |
| 1JO4-06-05OG | 9/16"X18 | 1/2"X20 | O905 | 22.8 | 26 | 14 | 17 |
| 1JO4-06-08OG | 9/16"X18 | 3/4"X16 | O908 | 25 | 32.5 | 19 | 24 |
| 1JO4-06-10OG | 9/16"X18 | 7/8"X14 | O910 | 25.5 | 38.5 | 22 | 27 |
| 1JO4-08OG | 3/4"X16 | 3/4"X16 | O908 | 25.8 | 32.5 | 19 | 24 |
| 1JO4-08-06OG | 3/4"X16 | 9/16"X18 | O906 | 25.5 | 28 | 19 | 19 |
| 1JO4-08-10OG | 3/4"X16 | 7/8"X14 | O910 | 28 | 38.7 | 22 | 27 |
| 1JO4-08-12OG | 3/4"X16 | 1.1/16"X12 | O912 | 30 | 43.9 | 27 | 32 |
| 1JO4-10OG | 7/8"X14 | 7/8"X14 | O910 | 29.5 | 38.7 | 22 | 27 |
| 1JO4-10-08OG | 7/8"X14 | 3/4"X16 | O908 | 29.5 | 33 | 22 | 27 |
| 1JO4-10-12OG | 7/8"X14 | 1.1/16"X12 | O912 | 33 | 43.9 | 27 | 32 |
| 1JO4-12OG | 1.1/16"X12 | 1.1/16"X12 | O912 | 34 | 43.5 | 27 | 32 |
| 1JO4-12-10OG | 1.1/16"X12 | 7/8"X14 | O910 | 34 | 42 | 27 | 27 |
| 1JO4-12-16OG | 1.1/16"X12 | 1.5/16"X12 | O916 | 37 | 45.5 | 33 | 41 |
| 1JO4-14OG | 1.3/16"X12 | 1.3/16"X12 | O914 | 37 | 44 | 30 | 36 |
| 1JO4-16OG | 1.5/16"X12 | 1.5/16"X12 | O916 | 38 | 45.5 | 33 | 41 |
| 1JO4-16-12OG | 1.5/16"X12 | 1.1/16"X12 | O912 | 38 | 45 | 33 | 32 |
| 1JO4-16-20OG | 1.5/16"X12 | 1.5/8"X12 | O920 | 40.5 | 47 | 41 | 50 |
| 1JO4-20OG | 1.5/8"X12 | 1.5/8"X12 | O920 | 42 | 48.5 | 41 | 50 |
| 1JO4-20-24OG | 1.5/8"X12 | 1.7/8"X12 | O924 | 46 | 50 | 48 | 55 |
| 1JO4-24OG | 1.7/8"X12 | 1.7/8"X12 | O924 | 48 | 50 | 48 | 55 |
| 1JO4-32OG | 2.1/2"X12 | 2.1/2"X12 | O932 | 58 | 54 | 63 | 70 |

注：1 螺母及衬套需另行订货。管子直径 D 为公制时，配用螺母及衬套分别选用 NB200、NB500。管子直径为英制时，配用螺母及衬套分别选用NB200、NB300。2 F端与ISO 11926-1 油口相配。

Note: 1 Nut and sleeves should be ordered separately. The nut NB200 and sleeve NB500 is suitable for metric tube, the nut NB200 and sleeve NB300 is suitable for inch tube. 2 F end is connected with ISO 11926-1 port.

90°弯美制JIC外螺纹74°外锥 / SAE外螺纹带O形圈轻系列ISO 11926-3
90° ELBOW JIC MALE 74° CONE / SAE O-RINGBOSS L-SERIES ISO 11926-3

B



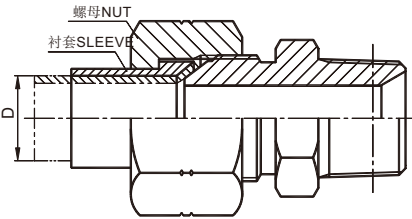
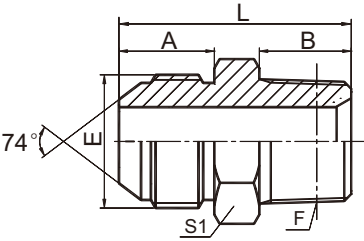
1JO9-OG

| 代号 PART NO. | 螺 纹 THREAD | | O形圈 O-RING | 尺 寸 DIMENSIONS | | | |
|----------------|---------------|------------|------------|-------------------|------|----|----|
| | E | F | | A | B | S1 | S2 |
| 1JO9-04-03OG | 7/16"X20 | 3/8"X24 | O903 | 24.5 | 28 | 11 | 14 |
| 1JO9-04-04OG | 7/16"X20 | 7/16"X20 | O904 | 24.5 | 27.2 | 11 | 17 |
| 1JO9-04-05OG | 7/16"X20 | 1/2"X20 | O905 | 26.6 | 29.9 | 14 | 17 |
| 1JO9-04-06OG | 7/16"X20 | 9/16"X18 | O906 | 26.6 | 31.8 | 14 | 19 |
| 1JO9-05-04OG | 1/2"X20 | 7/16"X20 | O904 | 26.6 | 30 | 14 | 17 |
| 1JO9-05-05OG | 1/2"X20 | 1/2"X20 | O905 | 26.6 | 29 | 14 | 17 |
| 1JO9-05-06OG | 1/2"X20 | 9/16"X18 | O906 | 26.6 | 31.8 | 14 | 19 |
| 1JO9-06-04OG | 9/16"X18 | 7/16"X20 | O904 | 26.9 | 30 | 14 | 17 |
| 1JO9-06-05OG | 9/16"X18 | 1/2"X20 | O905 | 26.9 | 29.9 | 14 | 17 |
| 1JO9-06-06OG | 9/16"X18 | 9/16"X18 | O906 | 26.9 | 31.8 | 14 | 19 |
| 1JO9-06-08OG | 9/16"X18 | 3/4"X16 | O908 | 30 | 36.8 | 19 | 24 |
| 1JO9-08-04OG | 3/4"X16 | 7/16"X20 | O904 | 32 | 33 | 19 | 17 |
| 1JO9-08-06OG | 3/4"X16 | 9/16"X18 | O906 | 33 | 33.5 | 19 | 19 |
| 1JO9-08OG | 3/4"X16 | 3/4"X16 | O908 | 33 | 36.8 | 19 | 24 |
| 1JO9-08-10OG | 3/4"X16 | 7/8"X14 | O910 | 34.8 | 44 | 22 | 27 |
| 1JO9-08-12OG | 3/4"X16 | 1.1/16"X12 | O912 | 37.9 | 51 | 27 | 32 |
| 1JO9-10-08OG | 7/8"X14 | 3/4"X16 | O908 | 38 | 40 | 22 | 27 |
| 1JO9-10OG | 7/8"X14 | 7/8"X14 | O910 | 37.8 | 44 | 22 | 27 |
| 1JO9-10-12OG | 7/8"X14 | 1.1/16"X12 | O912 | 41 | 51 | 27 | 32 |
| 1JO9-12-08OG | 1.1/16"X12 | 3/4"X16 | O908 | 45 | 44 | 27 | 24 |
| 1JO9-12-10OG | 1.1/16"X12 | 7/8"X14 | O910 | 44.2 | 47 | 27 | 27 |
| 1JO9-12OG | 1.1/16"X12 | 1.1/16"X12 | O912 | 44.2 | 51 | 27 | 32 |
| 1JO9-12-16OG | 1.1/16"X12 | 1.5/16"X12 | O916 | 47.8 | 54.5 | 33 | 41 |
| 1JO9-14OG | 1.3/16"X12 | 1.3/16"X12 | O914 | 47.5 | 53 | 30 | 36 |
| 1JO9-14-16OG | 1.3/16"X12 | 1.5/16"X12 | O916 | 48.5 | 54.5 | 33 | 41 |
| 1JO9-16-12OG | 1.5/16"X12 | 1.1/16"X12 | O912 | 48.8 | 54.5 | 33 | 32 |
| 1JO9-16-14OG | 1.5/16"X12 | 1.3/16"X12 | O914 | 49 | 56 | 33 | 36 |
| 1JO9-16OG | 1.5/16"X12 | 1.5/16"X12 | O916 | 48.8 | 54.5 | 33 | 41 |
| 1JO9-16-20OG | 1.5/16"X12 | 1.5/8"X12 | O920 | 53.8 | 59 | 41 | 50 |
| 1JO9-20-16OG | 1.5/8"X12 | 1.5/16"X12 | O916 | 55.5 | 59.5 | 41 | 41 |
| 1JO9-20OG | 1.5/8"X12 | 1.5/8"X12 | O920 | 55.3 | 59 | 41 | 50 |
| 1JO9-20-24OG | 1.5/8" X12 | 1.7/8"X12 | O924 | 59.4 | 63 | 48 | 55 |
| 1JO9-24OG | 1.7/8"X12 | 1.7/8"X12 | O924 | 62.5 | 63 | 48 | 55 |
| 1JO9-32OG | 2.1/2"x12 | 2.1/2"x12 | O932 | 80 | 76 | 63 | 70 |

注：1 螺母及衬套需另行订货。管子直径 D 为公制时，配用螺母及衬套分别选用 NB200、NB500。管子直径为英制时，配用螺母及衬套分别选用 NB200、NB300。2 F 端与 ISO 11926-1 油口相配。

Note: 1 Nut and sleeve should be ordered separately.The nut NB200 and sleeve NB500 is suitable for metric tube,the nut NB200 and sleeve NB300 is suitable for inch tube. 2 F end is connected with ISO 11926-1port.

美制JIC 外螺纹74°外锥 /英锥管外螺纹
JIC MALE 74° CONE / BSPT MALE



1JT-SP

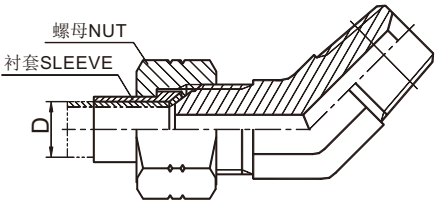
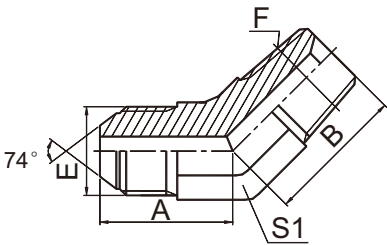
| 代 号 PART NO. | 螺 纹 THREAD | | 尺 寸 DIMENSIONS | | | |
|-----------------|------------|------------|----------------|------|------|----|
| | E | F | A | B | L | S1 |
| 1JT-04-02SP | 7/16"X20 | R1/8"X28 | 14 | 10 | 30 | 12 |
| 1JT-04SP | 7/16"X20 | R1/4"X19 | 14 | 14.5 | 34.5 | 14 |
| 1JT-04-06SP | 7/16"X20 | R3/8"X19 | 14 | 15 | 35 | 17 |
| 1JT-05-02SP | 1/2"X20 | R1/8"X28 | 14 | 10.5 | 30.5 | 14 |
| 1JT-05-04SP | 1/2"X20 | R1/4"X19 | 14 | 14.5 | 34 | 14 |
| 1JT-05-06SP | 1/2"X20 | R3/8"X19 | 14 | 15 | 35 | 19 |
| 1JT-06-02SP | 9/16"X18 | R1/8"X28 | 14.1 | 10.5 | 30.5 | 17 |
| 1JT-06-04SP | 9/16"X18 | R1/4"X19 | 14.1 | 14.5 | 34 | 17 |
| 1JT-06SP | 9/16"X18 | R3/8"X19 | 14.1 | 15 | 34 | 17 |
| 1JT-06-08SP | 9/16"X18 | R1/2"X14 | 14.1 | 20 | 41 | 22 |
| 1JT-08-06SP | 3/4"X16 | R3/8"X19 | 16.7 | 15 | 39 | 22 |
| 1JT-08SP | 3/4"X16 | R1/2"X14 | 16.7 | 20 | 44.5 | 22 |
| 1JT-08-12SP | 3/4"X16 | R3/4"X14 | 16.7 | 20 | 46 | 30 |
| 1JT-10-06SP | 7/8"X14 | R3/8"X19 | 19.3 | 15 | 42.5 | 24 |
| 1JT-10-08SP | 7/8"X14 | R1/2"X14 | 19.3 | 20 | 46.5 | 24 |
| 1JT-10-12SP | 7/8"X14 | R3/4"X14 | 19.3 | 20 | 48.5 | 30 |
| 1JT-12-08SP | 1.1/16"X12 | R1/2"X14 | 21.9 | 20 | 51 | 30 |
| 1JT-12SP | 1.1/16"X12 | R3/4"X14 | 21.9 | 20 | 51 | 30 |
| 1JT-12-16SP | 1.1/16"X12 | R1"X11 | 21.9 | 25.5 | 57.5 | 36 |
| 1JT-14-12SP | 1.3/16"X12 | R3/4"X14 | 22.6 | 20 | 52.5 | 32 |
| 1JT-14-16SP | 1.3/16"X12 | R1"X11 | 22.6 | 25.5 | 57.5 | 36 |
| 1JT-16-12SP | 1.5/16"X12 | R3/4"X14 | 23.1 | 20 | 53 | 36 |
| 1JT-16SP | 1.5/16"X12 | R1"X11 | 23.1 | 25.5 | 59 | 36 |
| 1JT-16-20SP | 1.5/16"X12 | R1.1/4"X11 | 23.1 | 26.5 | 61.5 | 46 |
| 1JT-20-16SP | 1.5/8"X12 | R1"X11 | 24.3 | 25.5 | 62.5 | 46 |
| 1JT-20SP | 1.5/8"X12 | R1.1/4"X11 | 24.3 | 26.5 | 63 | 46 |
| 1JT-20-24SP | 1.5/8"X12 | R1.1/2"X11 | 24.3 | 26.5 | 66.5 | 50 |
| 1JT-24-20SP | 1.7/8"X12 | R1.1/4"X11 | 27.5 | 26.5 | 67.5 | 50 |
| 1JT-24SP | 1.7/8"X12 | R1.1/2"X11 | 27.5 | 26.5 | 69.5 | 50 |
| 1JT-24-32SP | 1.7/8"X12 | R2"X11 | 27.5 | 30 | 74.5 | 65 |
| 1JT-32-24SP | 2.1/2"X12 | R1.1/2"X11 | 33.9 | 26.5 | 77.5 | 65 |
| 1JT-32SP | 2.1/2"X12 | R2"X11 | 33.9 | 30 | 80 | 65 |

注：螺母及衬套需另行订货。管子直径 D 为公制时，配用螺母及衬套分别选用 NB200、NB500。管子直径为英制时，配用螺母及衬套分别选用 NB200、NB300。

Note: Nut and sleeve should be ordered separately. The nut NB200 and sleeve NB500 is suitable for metric tube, the nut NB200 and sleeve NB300 is suitable for inch tube.

B

45°弯美制JIC 外螺纹74°外锥 /英锥管外螺纹
45° ELBOW JIC MALE 74° CONE / BSPT MALE



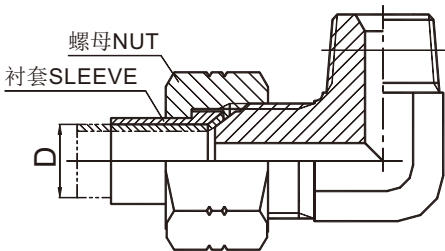
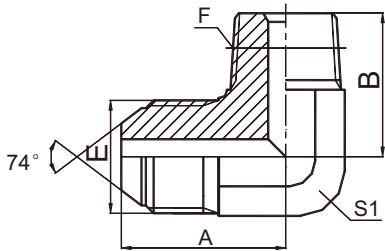
1JT4-SP

| 代 号 PART NO. | 螺 纹 THREAD | | 尺 寸 DIMENSIONS | | |
|-----------------|------------|------------|----------------|------|----|
| | E | F | A | B | S1 |
| 1JT4-04-02SP | 7/16"X20 | R1/8"X28 | 21.5 | 17 | 11 |
| 1JT4-04SP | 7/16"X20 | R1/4"X19 | 22.3 | 21 | 14 |
| 1JT4-04-06SP | 7/16"X20 | R3/8"X19 | 22.5 | 23 | 16 |
| 1JT4-04-08SP | 7/16"X20 | R1/2"X14 | 24.5 | 29.5 | 22 |
| 1JT4-05-02SP | 1/2"X20 | R1/8"X28 | 21.5 | 17.5 | 14 |
| 1JT4-05-04SP | 1/2"X20 | R1/4"X19 | 22.3 | 21 | 14 |
| 1JT4-05-06SP | 1/2"X20 | R3/8"X19 | 22.8 | 23 | 16 |
| 1JT4-06-02SP | 9/16"X18 | R1/8"X28 | 22.8 | 18 | 14 |
| 1JT4-06-04SP | 9/16"X18 | R1/4"X19 | 22.8 | 21 | 14 |
| 1JT4-06SP | 9/16"X18 | R3/8"X19 | 23 | 23 | 16 |
| 1JT4-06-08SP | 9/16"X18 | R1/2"X14 | 25 | 29.5 | 22 |
| 1JT4-08-04SP | 3/4"X16 | R1/4"X19 | 26.8 | 22 | 19 |
| 1JT4-08-06SP | 3/4"X16 | R3/8"X19 | 26.8 | 24 | 19 |
| 1JT4-08SP | 3/4"X16 | R1/2"X14 | 28 | 29.5 | 22 |
| 1JT4-08-12SP | 3/4"X16 | R3/4"X14 | 29 | 30.5 | 27 |
| 1JT4-10-06SP | 7/8"X14 | R3/8"X19 | 31 | 25 | 22 |
| 1JT4-10-08SP | 7/8"X14 | R1/2"X14 | 31 | 29.5 | 22 |
| 1JT4-10-12SP | 7/8"X14 | R3/4"X14 | 33 | 31.5 | 27 |
| 1JT4-12-08SP | 1.1/16"X12 | R1/2"X14 | 35.5 | 30 | 27 |
| 1JT4-12SP | 1.1/16"X12 | R3/4"X14 | 35.5 | 30.5 | 27 |
| 1JT4-12-16SP | 1.1/16"X12 | R1"X11 | 37.5 | 38 | 33 |
| 1JT4-16-12SP | 1.5/16"X12 | R3/4"X14 | 38.5 | 32.5 | 33 |
| 1JT4-16SP | 1.5/16"X12 | R1"X11 | 38.5 | 38 | 33 |
| 1JT4-16-20SP | 1.5/16"X12 | R1.1/4"X11 | 42 | 43 | 41 |
| 1JT4-20-16SP | 1.5/8"X12 | R1"X11 | 43 | 42 | 41 |
| 1JT4-20SP | 1.5/8"X12 | R1.1/4"X11 | 43 | 43 | 41 |
| 1JT4-20-24SP | 1.5/8"X12 | R1.1/2"X11 | 46 | 47.5 | 48 |
| 1JT4-24-20SP | 1.7/8"X12 | R1.1/4"X11 | 49 | 45.5 | 48 |
| 1JT4-24SP | 1.7/8"X12 | R1.1/2"X11 | 49 | 47.5 | 48 |
| 1JT4-32SP | 2.1/2"X12 | R2"X11 | 58 | 50 | 63 |

注：螺母及衬套需另行订货。管子直径 D 为公制时，配用螺母及衬套分别选用 NB200、NB500。管子直径为英制时，配用螺母及衬套分别选用NB200、NB300。

Note: Nut and sleeve should be ordered separately. The nut NB200 and sleeve NB500 is suitable for metric tube, the nut NB200 and sleeve NB300 is suitable for inch tube.

90°弯美制JIC 外螺纹74°外锥 /英锥管外螺纹
90° ELBOW JIC MALE 74° CONE / BSPT MALE



1JT9-SP

| 代号 PART NO. | 螺 纹 THREAD | | 尺 寸 DIMENSIONS | | |
|----------------|-------------|------------|-----------------|------|----|
| | E | F | A | B | S1 |
| 1JT9-02SP | 5/16"X24 | R1/8"X28 | 20.5 | 21 | 11 |
| 1JT9-04-02SP | 7/16"X20 | R1/8"X28 | 24.5 | 21 | 11 |
| 1JT9-04SP | 7/16"X20 | R1/4"X19 | 26.6 | 25.5 | 14 |
| 1JT9-04-06SP | 7/16"X20 | R3/8"X19 | 27.5 | 28 | 16 |
| 1JT9-05-02SP | 1/2"X20 | R1/8"X28 | 26.6 | 23.5 | 14 |
| 1JT9-05-04SP | 1/2"X20 | R1/4"X19 | 26.6 | 25.5 | 14 |
| 1JT9-05-06SP | 1/2"X20 | R3/8"X19 | 27.5 | 28 | 16 |
| 1JT9-06-02SP | 9/16"X18 | R1/8"X28 | 26.9 | 23.5 | 14 |
| 1JT9-06-04SP | 9/16"X18 | R1/4"X19 | 26.9 | 25.5 | 14 |
| 1JT9-06SP | 9/16"X18 | R3/8"X19 | 28.5 | 28.5 | 16 |
| 1JT9-06-08SP | 9/16"X18 | R1/2"X14 | 32 | 36 | 22 |
| 1JT9-08-04SP | 3/4"X16 | R1/4"X19 | 32 | 28 | 19 |
| 1JT9-08-06SP | 3/4"X16 | R3/8"X19 | 32 | 30.5 | 19 |
| 1JT9-08SP | 3/4"X16 | R1/2"X14 | 34.8 | 36 | 22 |
| 1JT9-08-12SP | 3/4"X16 | R3/4"X14 | 37.9 | 43.5 | 27 |
| 1JT9-10-06SP | 7/8"X14 | R3/8"X19 | 38 | 32 | 22 |
| 1JT9-10-08SP | 7/8"X14 | R1/2"X14 | 37.8 | 36 | 22 |
| 1JT9-10-12SP | 7/8"X14 | R3/4"X14 | 41 | 43.5 | 27 |
| 1JT9-12-08SP | 1.1/16"X12 | R1/2"X14 | 44.2 | 40 | 27 |
| 1JT9-12SP | 1.1/16"X12 | R3/4"X14 | 44.2 | 43.5 | 27 |
| 1JT9-12-16SP | 1.1/16"X12 | R1"X11 | 47.8 | 50 | 33 |
| 1JT9-16-12SP | 1.5/16"X12 | R3/4"X14 | 49 | 47.5 | 33 |
| 1JT9-16SP | 1.5/16"X12 | R1"X11 | 49 | 50 | 33 |
| 1JT9-16-20SP | 1.5/16"X12 | R1.1/4"X11 | 54 | 56.5 | 41 |
| 1JT9-20-16SP | 1.5/8"X12 | R1"X11 | 55.5 | 56.5 | 41 |
| 1JT9-20SP | 1.5/8"X12 | R1.1/4"X11 | 55.5 | 56.5 | 41 |
| 1JT9-24-20SP | 1.7/8"X12 | R1.1/4"X11 | 62.5 | 61 | 48 |
| 1JT9-24SP | 1.7/8"X12 | R1.1/2"X11 | 62.5 | 62.5 | 48 |
| 1JT9-24-32SP | 1.7/8"X12 | R2"X11 | 74.5 | 67 | 63 |
| 1JT9-32SP | 2.1/2"X12 | R2"X11 | 75.4 | 67 | 63 |

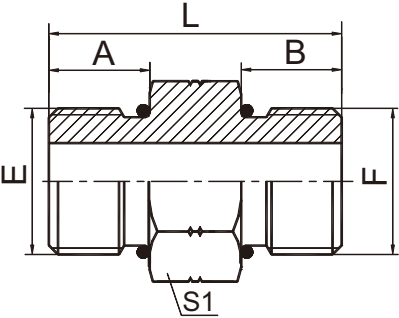
注：螺母及衬套需另行订货。管子直径 D 为公制时，配用螺母及衬套分别选用 NB200、NB500。管子直径为英制时，配用螺母及衬套分别选用 NB200、NB300。

Note: Nut and sleeve should be ordered separately.The nut NB200 and sleeve NB500 is suitable for metric tube,the nut NB200 and sleeve NB300 is suitable for inch tube.

B

SAE 外螺纹带 O 形圈
SAE O-RING BOSS

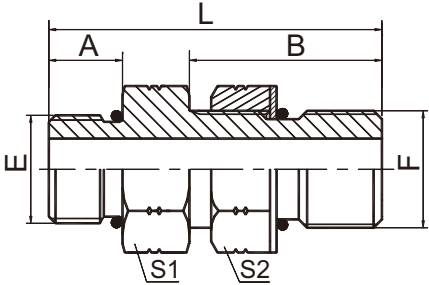
B



10

| 代号 PART NO. | 螺 纹 THREAD | | O形圈 O-RING | | 尺 寸 DIMENSIONS | | | |
|----------------|------------|------------|------------|------------|----------------|-------|------|----|
| | E | F | E端 | F端 | A | B | L | S1 |
| 1O-04 | 7/16"X20 | 7/16"X20 | 8.92X1.83 | 8.92X1.83 | 9.14 | 9.14 | 24.5 | 14 |
| 1O-05 | 1/2"X20 | 1/2"X20 | 10.52X1.83 | 10.52X1.83 | 9.14 | 9.14 | 24.5 | 17 |
| 1O-06 | 9/16"X18 | 9/16"X18 | 11.89X1.98 | 11.89X1.98 | 9.93 | 9.93 | 26 | 17 |
| 1O-08 | 3/4"X16 | 3/4"X16 | 16.36X2.21 | 16.36X2.21 | 11.13 | 11.13 | 30.5 | 22 |
| 1O-10 | 7/8"X14 | 7/8"X14 | 19.18X2.46 | 19.18X2.46 | 12.7 | 12.7 | 35.5 | 27 |
| 1O-12 | 1.1/16"X12 | 1.1/16"X12 | 23.47X2.95 | 23.47X2.95 | 15.09 | 15.09 | 41 | 32 |
| 1O-16 | 1.5/16"X12 | 1.5/16"X12 | 29.74X2.95 | 29.74X2.95 | 15.09 | 15.09 | 41 | 38 |

美制SAE外螺纹带O形圈堵头轻系列ISO 11926-3
SAE O-RING BOSS PLUG L-SERIES ISO 11926-3

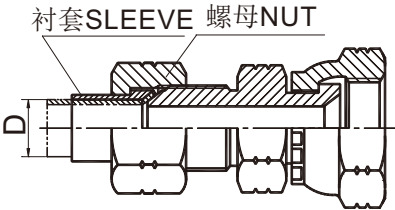
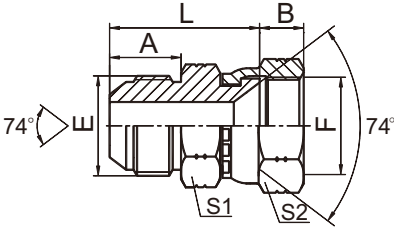


10-OG

| 代号 PART NO. | 螺 纹 THREAD | | O形圈 O-RING | | 尺 寸 DIMENSIONS | | | | |
|----------------|------------|------------|------------|------|----------------|----|------|----|----|
| | E | F | E端 | F端 | A | B | L | S1 | S2 |
| 1O-04OG | 7/16"X20 | 7/16"X20 | O904 | O904 | 9.14 | 18 | 33 | 14 | 17 |
| 1O-04-06OG | 7/16"X20 | 9/16"X18 | O904 | O906 | 9.14 | 20 | 35.1 | 17 | 19 |
| 1O-06OG | 9/16"X18 | 9/16"X18 | O906 | O906 | 9.93 | 20 | 36 | 17 | 19 |
| 1O-06-08OG | 9/16"X18 | 3/4"X16 | O906 | O908 | 9.93 | 22 | 40 | 22 | 24 |
| 1O-08OG | 3/4"X16 | 3/4"X16 | O908 | O908 | 11.13 | 22 | 40 | 22 | 24 |
| 1O-08-12OG | 3/4"X16 | 1.1/16"X12 | O908 | O912 | 11.13 | 29 | 51 | 32 | 32 |
| 1O-10OG | 7/8"X14 | 7/8"X14 | O910 | O910 | 12.7 | 26 | 46 | 27 | 27 |
| 1O-12OG | 1.1/16"X12 | 1.1/16"X12 | O912 | O912 | 15.1 | 29 | 54 | 32 | 32 |
| 1O-16OG | 1.5/16"X12 | 1.5/16"X12 | O916 | O916 | 15.1 | 29 | 54 | 38 | 41 |
| 1O-20OG | 1.5/8"X12 | 1.5/8"X12 | O920 | O920 | 15.1 | 29 | 54 | 50 | 50 |
| 1O-24OG | 1.7/8"X12 | 1.7/8"X12 | O924 | O924 | 15.1 | 29 | 54 | 55 | 55 |

美制JIC 外螺纹74°外锥 / JIC 内螺纹74°内锥
JIC MALE 74° CONE / JIC FEMALE 74° SEAT

B



2J

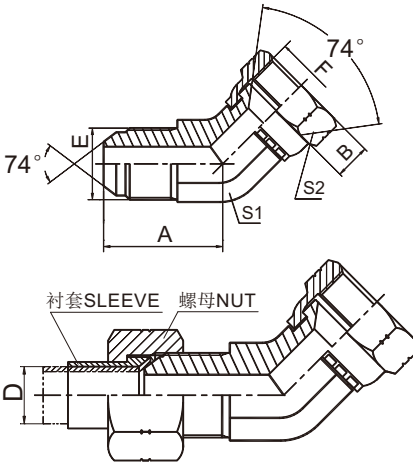
| 代号 PART NO. | 螺 纹 THREAD | | 尺 寸 DIMENSIONS | | | | |
|----------------|-------------|------------|-----------------|------|------|----|----|
| | E | F | A | B | L | S1 | S2 |
| 2J-04 | 7/16"X20 | 7/16"X20 | 14 | 9 | 28 | 12 | 15 |
| 2J-04-05 | 7/16"X20 | 1/2"X20 | 14 | 9.5 | 28.5 | 12 | 17 |
| 2J-04-06 | 7/16"X20 | 9/16"X18 | 14 | 10.5 | 28.5 | 14 | 19 |
| 2J-04-08 | 7/16"X20 | 3/4"X16 | 14 | 11 | 30.5 | 19 | 24 |
| 2J-05 | 1/2"X20 | 1/2"X20 | 14 | 9.5 | 29 | 14 | 17 |
| 2J-05-06 | 1/2"X20 | 9/16"X18 | 14 | 10.5 | 28.5 | 14 | 19 |
| 2J-05-08 | 1/2"X20 | 3/4"X16 | 14 | 11 | 30.5 | 19 | 24 |
| 2J-06 | 9/16"X18 | 9/16"X18 | 14.1 | 10.5 | 29 | 17 | 19 |
| 2J-06-08 | 9/16"X18 | 3/4"X16 | 14.1 | 11 | 31 | 19 | 24 |
| 2J-06-10 | 9/16"X18 | 7/8"X14 | 14.1 | 13 | 33.5 | 22 | 27 |
| 2J-08 | 3/4"X16 | 3/4"X16 | 16.7 | 11 | 36 | 22 | 24 |
| 2J-08-06 | 3/4"X16 | 9/16"X18 | 16.7 | 10.5 | 34 | 22 | 19 |
| 2J-08-10 | 3/4"X16 | 7/8"X14 | 16.7 | 13 | 36.5 | 22 | 27 |
| 2J-08-12 | 3/4"X16 | 1.1/16"X12 | 16.7 | 15 | 39.5 | 27 | 32 |
| 2J-10 | 7/8"X14 | 7/8"X14 | 19.3 | 13 | 39 | 24 | 27 |
| 2J-10-08 | 7/8"X14 | 3/4"X16 | 19.3 | 11 | 38 | 24 | 24 |
| 2J-10-12 | 7/8"X14 | 1.1/16"X12 | 19.3 | 15 | 42 | 27 | 32 |
| 2J-12 | 1.1/16"X12 | 1.1/16"X12 | 21.9 | 15 | 44.5 | 30 | 32 |
| 2J-12-10 | 1.1/16"X12 | 7/8"X14 | 21.9 | 13 | 43.5 | 30 | 27 |
| 2J-12-16 | 1.1/16"X12 | 1.5/16"X12 | 21.9 | 16 | 45.5 | 36 | 41 |
| 2J-16 | 1.5/16"X12 | 1.5/16"X12 | 23.1 | 16 | 46.5 | 36 | 41 |
| 2J-16-20 | 1.5/16"X12 | 1.5/8"X12 | 23.1 | 17 | 53 | 41 | 50 |
| 2J-20 | 1.5/8"X12 | 1.5/8"X12 | 24.3 | 17 | 54.5 | 46 | 50 |
| 2J-20-24 | 1.5/8"X12 | 1.7/8"X12 | 24.3 | 20 | 55.5 | 46 | 55 |
| 2J-24 | 1.7/8"X12 | 1.7/8"X12 | 27.5 | 20 | 61 | 50 | 55 |
| 2J-24-32 | 1.7/8"X12 | 2.1/2"X12 | 27.5 | 24.5 | 63 | 65 | 75 |
| 2J-32 | 2.1/2"X12 | 2.1/2"X12 | 33.9 | 24.5 | 69.5 | 65 | 75 |

注：螺母及衬套需另行订货。管子直径 D 为公制时，配用螺母及衬套分别选用 NB200、NB500。管子直径为英制时，配用螺母及衬套分别选用NB200、NB300。

Note：Nut and sleeve should be ordered separately.The nut NB200 andsleeve NB500 is suitable for metric tube,the nut NB200 and sleeve NB300 is suitable for inch tube.

45°弯美制JIC 外螺纹 74°外锥 / JIC 内螺纹74°内锥
45° ELBOW JIC MALE 74°CONE / JIC FEMALE 74° SEAT

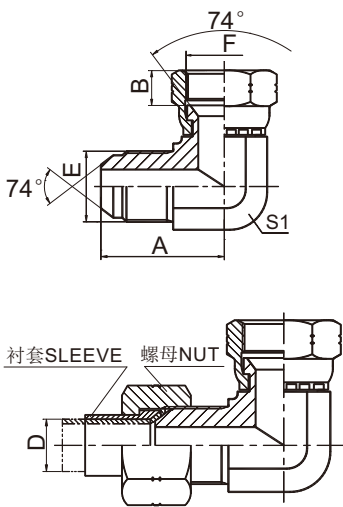
B

| | | | | | | | |
|--|----------------|------------|------------|---------------|------|----|----|
|  <p>2J4</p> | 代号 PART NO. | 螺纹 THREAD | | 尺寸 DIMENSIONS | | | |
| | | E | F | A | B | S1 | S2 |
| | 2J4-04 | 7/16"X20 | 7/16"X20 | 21.5 | 9 | 11 | 15 |
| | 2J4-05 | 1/2"X20 | 1/2"X20 | 22 | 9.5 | 14 | 17 |
| | 2J4-06 | 9/16"X18 | 9/16"X18 | 22.8 | 10.5 | 14 | 19 |
| | 2J4-08 | 3/4"X16 | 3/4"X16 | 26.8 | 11 | 19 | 24 |
| | 2J4-10 | 7/8"X14 | 7/8"X14 | 31 | 13 | 22 | 27 |
| | 2J4-12 | 1.1/16"X12 | 1.1/16"X12 | 35.5 | 15 | 27 | 32 |
| | 2J4-14 | 1.3/16"X12 | 1.3/16"X12 | 37 | 15 | 30 | 36 |
| | 2J4-16 | 1.5/16"X12 | 1.5/16"X12 | 38.5 | 16 | 33 | 41 |
| | 2J4-20 | 1.5/8"X12 | 1.5/8"X12 | 43 | 17 | 41 | 50 |
| | 2J4-24 | 1.7/8"X12 | 1.7/8"X12 | 49 | 20 | 48 | 55 |
| | 2J4-32 | 2.1/2"X12 | 2.1/2"X12 | 58 | 24.5 | 63 | 75 |
| | | | | | | | |

注：螺母及衬套需另行订货。管子直径 D 为公制时，配用螺母及衬套分别选用 NB200、NB500。管子直径为英制时，配用螺母及衬套分别选用NB200、NB300。

Note: Nut and sleeve should be ordered separately.The nut NB200 and sleeve NB500 is suitable for metric tube,the nut NB200 and sleeve NB300 is suitable for inch tube.

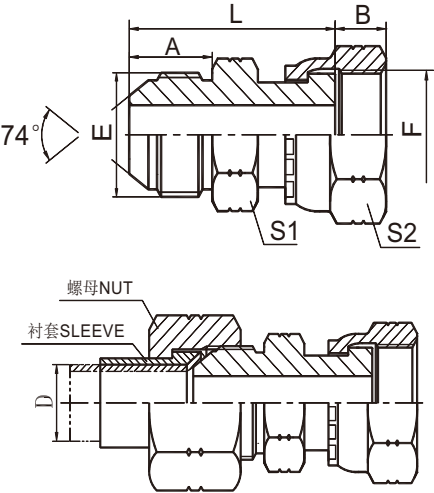
90°弯美制JIC 外螺纹 74°外锥 / JIC 内螺纹74°内锥
90° ELBOW JIC MALE 74°CONE / JIC FEMALE 74° SEAT

| | | | | | | | |
|--|----------------|------------|------------|---------------|------|----|----|
|  <p>2J9</p> | 代号 PART NO. | 螺纹 THREAD | | 尺寸 DIMENSIONS | | | |
| | | E | F | A | B | S1 | S2 |
| | 2J9-02 | 5/16"X24 | 5/16"X24 | 21 | 5.6 | 11 | 12 |
| | 2J9-03 | 3/8"X24 | 3/8"X24 | 22 | 5 | 11 | 14 |
| | 2J9-04 | 7/16"X20 | 7/16"X20 | 24.5 | 9 | 11 | 15 |
| | 2J9-05 | 1/2"X20 | 1/2"X20 | 26.5 | 9.5 | 14 | 17 |
| | 2J9-06 | 9/16"X18 | 9/16"X18 | 26.9 | 10.5 | 14 | 19 |
| | 2J9-06-08 | 9/16"X18 | 3/4"X16 | 28.5 | 11 | 16 | 24 |
| | 2J9-08-06 | 3/4"X16 | 9/16"X18 | 32 | 10.5 | 19 | 19 |
| | 2J9-08 | 3/4"X16 | 3/4"X16 | 32 | 11 | 19 | 24 |
| | 2J9-08-10 | 3/4"X16 | 7/8"X14 | 32 | 13 | 19 | 27 |
| | 2J9-10 | 7/8"X14 | 7/8"X14 | 37.8 | 13 | 22 | 27 |
| | 2J9-10-08 | 7/8"X14 | 3/4"X16 | 37.8 | 11 | 22 | 24 |
| | 2J9-10-12 | 7/8"X14 | 1.1/16"X12 | 39.5 | 15 | 24 | 32 |
| | 2J9-12 | 1.1/16"X12 | 1.1/16"X12 | 44.2 | 15 | 27 | 32 |
| | 2J9-12-10 | 1.1/16"X12 | 7/8"X14 | 44.2 | 13 | 27 | 27 |
| | 2J9-12-16 | 1.1/16"X12 | 1.5/16"X12 | 46 | 16 | 30 | 41 |
| | 2J9-14 | 1.3/16"X12 | 1.3/16"X12 | 47.5 | 15 | 30 | 36 |
| | 2J9-16 | 1.5/16"X12 | 1.5/16"X12 | 48.8 | 16 | 33 | 41 |
| | 2J9-16-20 | 1.5/16"X12 | 1.5/8"X12 | 54 | 17 | 41 | 50 |
| | 2J9-20-16 | 1.5/8"X12 | 1.5/16"X12 | 55.5 | 16 | 41 | 41 |
| | 2J9-20 | 1.5/8"X12 | 1.5/8"X12 | 55.5 | 17 | 41 | 50 |
| | 2J9-20-24 | 1.5/8"X12 | 1.7/8"X12 | 59.5 | 20 | 48 | 55 |
| | 2J9-24-20 | 1.7/8"X12 | 1.5/8"X12 | 62.5 | 17 | 48 | 50 |
| | 2J9-24 | 1.7/8"X12 | 1.7/8"X12 | 62.5 | 20 | 48 | 55 |
| | 2J9-32 | 2.1/2"X12 | 2.1/2"X12 | 75.5 | 24.5 | 63 | 75 |

注：螺母及衬套需另行订货。管子直径 D 为公制时，配用螺母及衬套分别选用 NB200、NB500。管子直径为英制时，配用螺母及衬套分别选用NB200、NB300。

Note: Nut and sleeve should be ordered separately.The nutNB200 and sleeve NB500 is suitable for metric tube,the nut NB200 and sleeve NB300 is suitable for inch tube.

JIC 外螺纹 74°内锥 /ORFS 内螺纹
JIC MALE 74° CONE/ORFS FEMALE



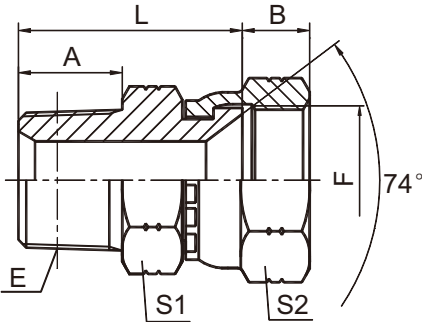
2JF

| 代号 PART NO. | 螺 纹 THREAD | | 尺 寸 DIMENSIONS | | | | |
|----------------|------------|-------------|----------------|------|------|----|----|
| | E | F | A | B | L | S1 | S2 |
| 2JF-04 | 7/16"X20 | 9/16X18 | 14 | 8.5 | 35.5 | 14 | 19 |
| 2JF-06 | 9/16"X18 | 11/16"X16 | 14.1 | 10 | 38.5 | 17 | 22 |
| 2JF-08 | 3/4"X16 | 13/16"X16 | 16.7 | 11 | 45 | 22 | 27 |
| 2JF-10 | 7/8"X14 | 1"X14 | 19.3 | 13.5 | 51.5 | 24 | 30 |
| 2JF-12 | 1.1/16"X12 | 1.3/16"X12 | 21.9 | 15 | 58 | 30 | 36 |
| 2JF-16 | 1.5/16"X12 | 1.7/16"X12 | 23.1 | 15 | 62 | 36 | 41 |
| 2JF-20 | 1.5/8"X12 | 1.11/16"X12 | 24.3 | 15 | 64.5 | 46 | 50 |

注：螺母及衬套需另行订货。管子直径 D 为公制时，配用螺母及衬套分别选用 NB200、NB500。管子直径为英制时，配用螺母及衬套分别选用NB200、NB300。

Nut and sleeve should be ordered separately.The nut NB200and sleeve NB500 is suitable for metric tube,the nut NB200 and sleeve NB300 is suitable for inch tube.

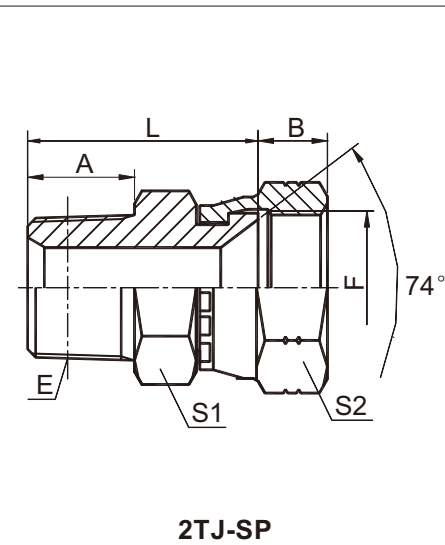
布锥管外螺纹/JIC内螺纹74°内锥
NPT MALE/JIC FEMALE 74° SEAT



2NJ

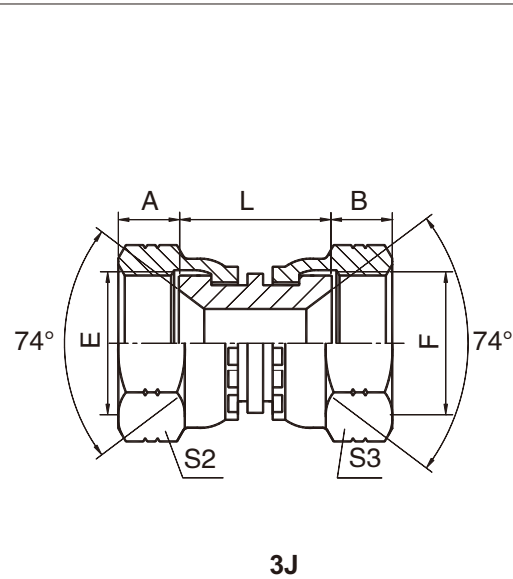
| 代号 PART NO. | 螺 纹 THREAD | | 尺 寸 DIMENSIONS | | | | |
|----------------|--------------|------------|----------------|------|------|----|----|
| | E | F | A | B | L | S1 | S2 |
| 2NJ-02-04 | Z1/8"X27 | 7/16"X20 | 10.5 | 9 | 24.5 | 12 | 17 |
| 2NJ-02-05 | Z1/8"X27 | 1/2"X20 | 10.5 | 9 | 25 | 12 | 17 |
| 2NJ-04 | Z1/4"X18 | 7/16"X20 | 15 | 9 | 29 | 17 | 17 |
| 2NJ-04-05 | Z1/4"X18 | 1/2"X20 | 15 | 9 | 29.5 | 17 | 17 |
| 2NJ-04-06 | Z1/4"X18 | 9/16"X18 | 15 | 10.5 | 29.5 | 17 | 19 |
| 2NJ-04-08 | Z1/4"X18 | 3/4"X16 | 15 | 10.5 | 31.5 | 19 | 24 |
| 2NJ-06 | Z3/8"X18 | 9/16"X18 | 16 | 10.5 | 30.5 | 19 | 19 |
| 2NJ-06-08 | Z3/8"X18 | 3/4"X16 | 16 | 10.5 | 32.5 | 19 | 24 |
| 2NJ-06-10 | Z3/8"X18 | 7/8"X14 | 16 | 12 | 35 | 22 | 27 |
| 2NJ-08 | Z1/2"X14 | 3/4"X16 | 19.5 | 10.5 | 37.5 | 22 | 24 |
| 2NJ-08-06 | Z1/2"X14 | 9/16"X18 | 19.5 | 10.5 | 36 | 22 | 19 |
| 2NJ-08-10 | Z1/2"X14 | 7/8"X14 | 19.5 | 12 | 38 | 22 | 27 |
| 2NJ-08-12 | Z1/2"X14 | 1.1/16"X12 | 19.5 | 15 | 42 | 27 | 32 |
| 2NJ-12 | Z3/4"X14 | 1.1/16"X12 | 19.5 | 15 | 42 | 30 | 32 |
| 2NJ-12-08 | Z3/4"X14 | 3/4"X16 | 19.5 | 10.5 | 40 | 30 | 24 |
| 2NJ-12-10 | Z3/4"X14 | 7/8"X14 | 19.5 | 12 | 40.5 | 30 | 27 |
| 2NJ-12-16 | Z3/4"X14 | 1.5/16"X12 | 19.5 | 16 | 42.5 | 32 | 41 |
| 2NJ-16 | Z1"X11.5 | 1.5/16"X12 | 25.5 | 16 | 48 | 36 | 41 |
| 2NJ-16-12 | Z1"X11.5 | 1.1/16"X12 | 25.5 | 15 | 49 | 36 | 32 |
| 2NJ-16-20 | Z1"X11.5 | 1.5/8"X12 | 25.5 | 17 | 52.5 | 41 | 50 |
| 2NJ-20 | Z1.1/4"X11.5 | 1.5/8"X12 | 26.5 | 17 | 52.5 | 46 | 50 |
| 2NJ-20-24 | Z1.1/4"X11.5 | 1.7/8"X12 | 26.5 | 20 | 54 | 46 | 60 |
| 2NJ-24-20 | Z1.1/2"X11.5 | 1.5/8"X12 | 27.5 | 17 | 56.5 | 50 | 50 |
| 2NJ-24 | Z1.1/2"X11.5 | 1.7/8"X12 | 27.5 | 23.5 | 57 | 50 | 60 |

英锥管外螺纹 / 美制 JIC 内螺纹 74° 内锥
BSPT MALE/JIC FEMALE 74° SEAT



| 代 号 PART NO. | 螺 纹 THREAD | | 尺 寸 DIMENSIONS | | | | |
|-----------------|------------|------------|----------------|------|------|----|----|
| | E | F | A | B | L | S1 | S2 |
| 2TJ-02-04SP | R1/8"X28 | 7/16"X20 | 10 | 9 | 24 | 12 | 17 |
| 2TJ-04SP | R1/4"X19 | 7/16"X20 | 14 | 9 | 28 | 14 | 17 |
| 2TJ-04-05SP | R1/4"X19 | 1/2"X20 | 14 | 9 | 28.5 | 14 | 17 |
| 2TJ-04-06SP | R1/4"X19 | 9/16"X18 | 14 | 10.5 | 28.5 | 14 | 19 |
| 2TJ-06-05SP | R3/8"X19 | 1/2"X20 | 15 | 9 | 29.5 | 19 | 17 |
| 2TJ-06SP | R3/8"X19 | 9/16"X18 | 15 | 10.5 | 29.5 | 17 | 19 |
| 2TJ-06-08SP | R3/8"X19 | 3/4"X16 | 15 | 10.5 | 31.5 | 19 | 24 |
| 2TJ-08SP | R1/2"X14 | 3/4"X16 | 19 | 10.5 | 37.5 | 24 | 24 |
| 2TJ-08-10SP | R1/2"X14 | 7/8"X14 | 19 | 12 | 38 | 24 | 27 |
| 2TJ-08-12SP | R1/2"X14 | 1.1/16"X12 | 20 | 15 | 41.5 | 27 | 32 |
| 2TJ-12SP | R3/4"X14 | 1.1/16"X12 | 19 | 15 | 41.5 | 30 | 32 |
| 2TJ-12-16SP | R3/4"X14 | 1.5/16"X12 | 20 | 16 | 43.5 | 32 | 41 |
| 2TJ-16SP | R1"X11 | 1.5/16"X12 | 24 | 16 | 47.5 | 36 | 41 |
| 2TJ-20SP | R1.1/4"X11 | 1.5/8"X12 | 25 | 17 | 52 | 46 | 50 |
| 2TJ-24SP | R1.1/2"X11 | 1.7/8"X12 | 26.5 | 20 | 56 | 50 | 55 |

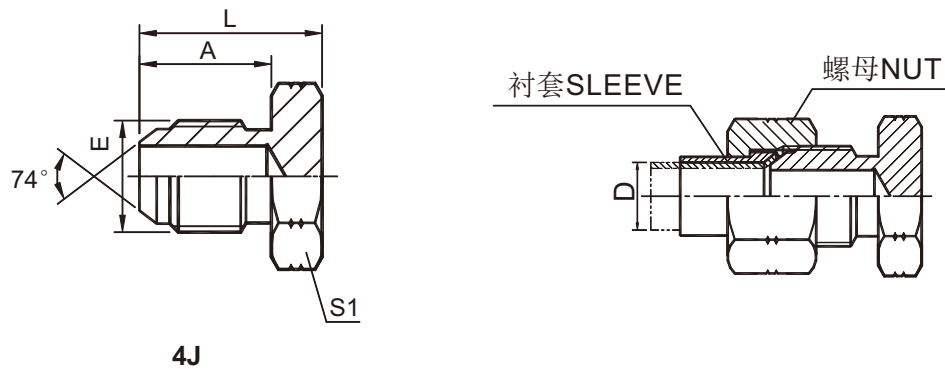
美制 JIC 内螺纹 74°内锥
JIC FEMALE 74°SEAT



| 代 号 PART NO. | 螺 纹 THREAD | | 尺 寸 DIMENSIONS | | | | |
|-----------------|------------|------------|----------------|------|------|----|----|
| | E | F | A | B | L | S2 | S3 |
| 3J-04 | 7/16"X20 | 7/16"X20 | 9 | 9 | 19 | 15 | 15 |
| 3J-04-05 | 7/16"X20 | 1/2"X20 | 9 | 9.5 | 20.5 | 15 | 17 |
| 3J-04-06 | 7/16"X20 | 9/16"X18 | 9 | 10.5 | 20.5 | 15 | 19 |
| 3J-05 | 1/2"X20 | 1/2"X20 | 9.5 | 9.5 | 21 | 17 | 17 |
| 3J-05-06 | 1/2"X20 | 9/16"X18 | 9.5 | 10.5 | 21 | 17 | 19 |
| 3J-06 | 9/16"X18 | 9/16"X18 | 10.5 | 10.5 | 21 | 19 | 19 |
| 3J-06-08 | 9/16"X18 | 3/4"X16 | 10.5 | 11 | 23 | 19 | 24 |
| 3J-08 | 3/4"X16 | 3/4"X16 | 11 | 11 | 26 | 24 | 24 |
| 3J-08-10 | 3/4"X16 | 7/8"X14 | 11 | 13 | 26.5 | 24 | 27 |
| 3J-08-12 | 3/4"X16 | 1.1/16"X12 | 11 | 15 | 27 | 24 | 32 |
| 3J-10 | 7/8"X14 | 7/8"X14 | 13 | 13 | 27 | 27 | 27 |
| 3J-10-12 | 7/8"X14 | 1.1/16"X12 | 13 | 15 | 28 | 27 | 32 |
| 3J-12 | 1.1/16"X12 | 1.1/16"X12 | 15 | 15 | 29 | 32 | 32 |
| 3J-12-14 | 1.1/16"X12 | 1.3/16"X12 | 15 | 15 | 29 | 32 | 36 |
| 3J-12-16 | 1.1/16"X12 | 1.5/16"X12 | 15 | 16 | 29 | 32 | 41 |
| 3J-16 | 1.5/16"X12 | 1.5/16"X12 | 16 | 16 | 29 | 41 | 41 |
| 3J-20 | 1.5/8"X12 | 1.5/8"X12 | 17 | 17 | 33 | 50 | 50 |
| 3J-24 | 1.7/8"X12 | 1.7/8"X12 | 20 | 20 | 35.5 | 55 | 55 |
| 3J-32 | 2.1/2"X12 | 2.1/2"X12 | 23.5 | 23.5 | 37 | 75 | 75 |

美制JIC 外螺纹 74°外锥堵头
JIC MALE 74° CONE PLUG

B



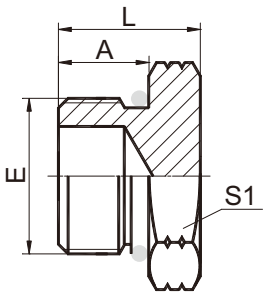
| 代 号 PART NO. | 螺 纹 THREAD | 尺 寸 DIMENSIONS | | |
|-----------------|------------|----------------|------|----|
| | E | A | L | S1 |
| 4J-02 | 5/16"X24 | 11.4 | 17.5 | 11 |
| 4J-03 | 3/8"X24 | 12.2 | 18 | 11 |
| 4J-04 | 7/16"X20 | 14 | 20 | 12 |
| 4J-05 | 1/2"X20 | 14 | 20 | 14 |
| 4J-06 | 9/16"X18 | 14.1 | 20 | 17 |
| 4J-08 | 3/4"X16 | 16.7 | 25 | 22 |
| 4J-10 | 7/8"X14 | 19.3 | 27.5 | 24 |
| 4J-12 | 1.1/16"X12 | 21.9 | 32 | 30 |
| 4J-14 | 1.3/16"X12 | 22.6 | 33.5 | 32 |
| 4J-16 | 1.5/16"X12 | 23.1 | 34 | 36 |
| 4J-20 | 1.5/8"X12 | 24.3 | 38 | 46 |
| 4J-24 | 1.7/8"X12 | 27.5 | 44.5 | 50 |
| 4J-32 | 2.1/2"X12 | 33.9 | 51 | 65 |

注：螺母及衬套需另行订货。管子直径 D 为公制时，配用螺母及衬套分别选用 NB200、NB500。管子直径为英制时，配用螺母及衬套分别选用NB200、NB300。

Nut and sleeve should be ordered separately. The nut Nb200and sleeve NB500 is suitable for metric tube,the nut NB200 and sleeve NB300 is suitable for inch tube.

美制 SAE 外螺纹带 O 形圈堵头
SAE O-RING BOSS PLUG

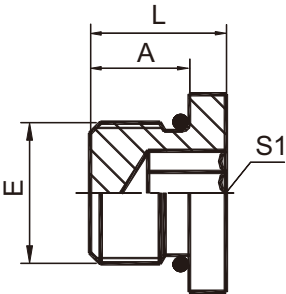
B



40

| 代 号 PART NO. | 螺 纹 THREAD | O形圈 O-RING | 尺 寸 DIMENSIONS | | |
|-----------------|------------|------------|----------------|------|----|
| | E | E端 | A | L | S1 |
| 4O-02 | 5/16"X24 | 6.07X1.63 | 7.54 | 14.6 | 12 |
| 4O-03 | 3/8"X24 | 7.65X1.63 | 7.54 | 14.6 | 14 |
| 4O-04 | 7/16"X20 | 8.92X1.83 | 9.1 | 16 | 14 |
| 4O-05 | 1/2"X20 | 10.52X1.83 | 9.1 | 16 | 17 |
| 4O-06 | 9/16"X18 | 11.89X1.98 | 9.9 | 17.5 | 17 |
| 4O-08 | 3/4"X16 | 16.36X2.21 | 11.1 | 19.5 | 22 |
| 4O-10 | 7/8"X14 | 19.18X2.46 | 12.7 | 23 | 27 |
| 4O-12 | 1.1/16"X12 | 23.47X2.95 | 15.1 | 26.5 | 32 |
| 4O-14 | 1.3/16"X12 | 26.62X2.95 | 15.1 | 27 | 36 |
| 4O-16 | 1.5/16"X12 | 29.74X2.95 | 15.1 | 27.5 | 38 |
| 4O-20 | 1.5/8"X12 | 37.46X3.00 | 15.1 | 30 | 50 |
| 4O-24 | 1.7/8"X12 | 43.69X3.00 | 15.1 | 30 | 55 |
| 4O-32 | 2.1/2"X12 | 59.36X3.00 | 15.1 | 32 | 70 |

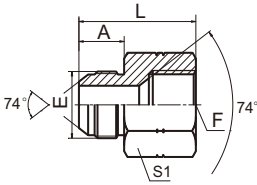
SAE 外螺纹内六角堵头
SAE O-RING BOSS HOLLOW HEX PLUG



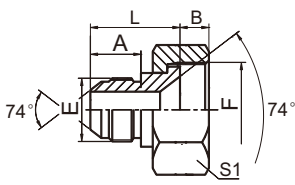
40N

| 代 号 PART NO. | 螺 纹 THREAD | O形圈 O-RING | 尺 寸 DIMENSIONS | | |
|-----------------|------------|------------|----------------|------|----|
| | E | E端 | A | L | S1 |
| 4ON-04 | 7/16"X20 | 8.92X1.83 | 9.1 | 11.5 | 5 |
| 4ON-05 | 1/2"X20 | 10.52X1.83 | 9.1 | 11.5 | 5 |
| 4ON-06 | 9/16"X18 | 11.89X1.98 | 9.9 | 12.2 | 6 |
| 4ON-08 | 3/4"X16 | 16.36X2.21 | 11.1 | 14.3 | 8 |
| 4ON-10 | 7/8"X14 | 19.18X2.46 | 12.7 | 16 | 10 |
| 4ON-12 | 1.1/16"X12 | 23.47X2.95 | 15.1 | 19 | 14 |
| 4ON-16 | 1.5/16"X12 | 29.74X2.95 | 15.1 | 19 | 16 |
| 4ON-20 | 1.5/8"X12 | 37.46X3.00 | 15.1 | 19 | 19 |

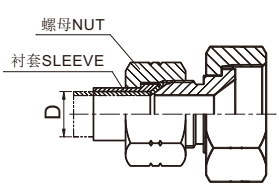
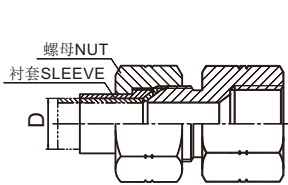
JIC 外螺纹 74°外锥 /JIC 内螺纹 74°内锥
JIC MALE 74° CONE/JIC FEMALE 74°SEAT



5J



5J-S

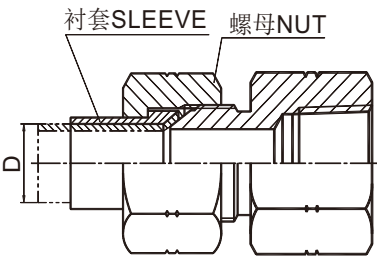
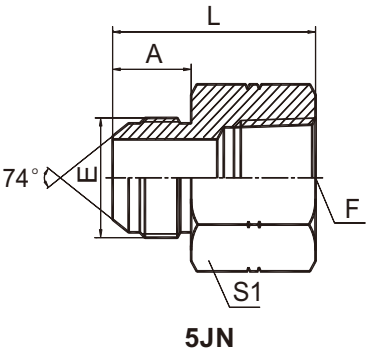


| 代 号 PART NO. | 螺 纹 THREAD | | 尺 寸 DIMENSIONS | | | |
|-----------------|------------|------------|----------------|------|----|------|
| | E | F | A | L | S1 | B |
| 5J-04-05 | 7/16"X20 | 1/2"X20 | 14 | 30.6 | 17 | |
| 5J-04-06S | 7/16"X20 | 9/16"X18 | 14 | 26.2 | 19 | 9.8 |
| 5J-04-08S | 7/16"x20 | 3/4"X16 | 14 | 26.2 | 24 | 10.9 |
| 5J-04-10S | 7/16"X20 | 7/8"X14 | 14 | 28 | 27 | 12.8 |
| 5J-04-12S | 7/16"X20 | 1.1/16"X12 | 14 | 29.8 | 32 | 15 |
| 5J-04-14S | 7/16"X20 | 1.3/16"X12 | 14 | 32.5 | 36 | 15.2 |
| 5J-05-06 | 1/2"X20 | 9/16"X18 | 14 | 33.7 | 19 | |
| 5J-05-08S | 1/2"X20 | 3/4"X16 | 14 | 26.2 | 24 | 10.9 |
| 5J-05-10S | 1/2"X20 | 7/8"X14 | 14 | 28 | 27 | 12.8 |
| 5J-05-12S | 1/2"X20 | 1.1/16"X12 | 14 | 29.8 | 32 | 15 |
| 5J-06-04 | 9/16"X18 | 7/16"X20 | 14.1 | 30.6 | 17 | |
| 5J-06-08S | 9/16"X18 | 3/4"X16 | 14.1 | 26.3 | 24 | 10.9 |
| 5J-06-10S | 9/16"X18 | 7/8"X14 | 14.1 | 28.2 | 27 | 12.8 |
| 5J-06-12S | 9/16"X18 | 1.1/16"X12 | 14.1 | 30.1 | 32 | 15 |
| 5J-06-14S | 9/16"X18 | 1.3/16"X12 | 14.1 | 32.5 | 36 | 15.2 |
| 5J-06-16S | 9/16"X18 | 1.5/16"X12 | 14.1 | 33 | 38 | 15.9 |
| 5J-08-04 | 3/4"X16 | 7/16"X20 | 16.7 | 33 | 22 | |
| 5J-08-06 | 3/4"X16 | 9/16"X18 | 16.7 | 36.5 | 22 | |
| 5J-08-10 | 3/4"X16 | 7/8"X14 | 16.7 | 36.2 | 30 | |
| 5J-08-12S | 3/4"X16 | 1.1/16"X12 | 16.7 | 33.3 | 32 | 15 |
| 5J-08-14S | 3/4"X16 | 1.3/16"X12 | 16.7 | 35 | 36 | 15.2 |
| 5J-08-16S | 3/4"X16 | 1.5/16"X12 | 16.7 | 35.6 | 38 | 15.9 |
| 5J-08-20S | 3/4"X16 | 1.5/8"X12 | 16.7 | 35.5 | 50 | 16.8 |
| 5J-10-08 | 7/8"X14 | 3/4"X16 | 19.3 | 40.5 | 24 | |
| 5J-10-12 | 7/8"X14 | 1.1/16"X12 | 19.3 | 45.1 | 32 | |
| 5J-10-16S | 7/8"X14 | 1.5/16"X12 | 19.3 | 37.5 | 38 | 15.9 |
| 5J-10-20S | 7/8"X14 | 1.5/8"X12 | 19.3 | 37.9 | 50 | 16.8 |
| 5J-10-24S | 7/8"X14 | 1.7/8"X12 | 19.3 | 42 | 60 | 19.7 |
| 5J-12-08 | 1.1/16"X12 | 3/4"X16 | 21.9 | 43 | 30 | |
| 5J-12-10 | 1.1/16"X12 | 7/8"X14 | 21.9 | 43 | 30 | |
| 5J-12-16S | 1.1/16"X12 | 1.5/16"X12 | 22 | 40.2 | 38 | 15.9 |
| 5J-12-20S | 1.1/16"X12 | 1.5/8"X12 | 22 | 40.6 | 50 | 16.8 |
| 5J-12-24S | 1.1/16"X12 | 1.7/8"X12 | 22 | 42 | 60 | 19.7 |
| 5J-16-08 | 1.5/16"X12 | 3/4"X16 | 23.1 | 44 | 36 | |
| 5J-16-10 | 1.5/16"X12 | 7/8"X14 | 23.1 | 44 | 36 | |
| 5J-16-12 | 1.5/16"X12 | 1.1/16"X12 | 23.1 | 50 | 36 | |
| 5J-16-20S | 1.5/16"X12 | 1.5/8"X12 | 23 | 41.8 | 50 | 16.8 |
| 5J-16-24S | 1.5/16"X12 | 1.7/8"X12 | 23 | 43.2 | 60 | 19.7 |
| 5J-16-32S | 1.5/16"X12 | 2.1/2"X12 | 23 | 49 | 75 | 29.1 |
| 5J-20-12 | 1.5/8"X12 | 1.1/16"X12 | 24.3 | 50 | 46 | |
| 5J-20-16 | 1.5/8"X12 | 1.5/16"X12 | 24.3 | 50 | 46 | |
| 5J-20-24S | 1.5/8"X12 | 1.7/8"X12 | 24.3 | 44.3 | 60 | 19.7 |
| 5J-20-32S | 1.5/8"X12 | 2.1/2"X12 | 24.3 | 50 | 75 | 29.1 |
| 5J-24-20 | 1.7/8"X12 | 1.5/8"X12 | 27.5 | 56 | 50 | |

注：螺母及衬套需另行订货。管子直径 D 为公制时，配用螺母及衬套分别选用 NB200、NB500。管子直径为英制时，配用螺母及衬套分别选用 NB200、NB300。

Note: Nut and sleeve should be ordered separately. The nut NB200 and sleeve NB500 is suitable for metric tube, the nut NB200 and sleeve NB300 is suitable for inch tube.

美制JIC 外螺纹74°外锥 / 布锥管内螺纹
JIC MALE 74° CONE / NPT FEMALE



| 代号 PART NO. | 螺纹 THREAD | | 尺寸 DIMENSIONS | | |
|----------------|------------|--------------|---------------|------|----|
| | E | F | A | L | S1 |
| 5JN-04-02 | 7/16"X20 | Z1/8"X27 | 14 | 30 | 17 |
| 5JN-04 | 7/16"X20 | Z1/4"X18 | 14 | 35.5 | 19 |
| 5JN-05-04 | 1/2"X20 | Z1/4"X18 | 14 | 35.3 | 19 |
| 5JN-06-04 | 9/16"X18 | Z1/4"X18 | 14.1 | 35.6 | 19 |
| 5JN-06 | 9/16"X18 | Z3/8"X18 | 14.1 | 37.1 | 22 |
| 5JN-06-08 | 9/16"X18 | Z1/2"X14 | 14.1 | 42.5 | 30 |
| 5JN-08-06 | 3/4"X16 | Z3/8"X18 | 16.7 | 39.6 | 22 |
| 5JN-08 | 3/4"X16 | Z1/2"X14 | 16.7 | 45.6 | 30 |
| 5JN-08-12 | 3/4"X16 | Z3/4"X14 | 16.7 | 45 | 36 |
| 5JN-10-08 | 7/8"X14 | Z1/2"X14 | 19.3 | 48 | 30 |
| 5JN-10-12 | 7/8"X14 | Z3/4"X14 | 19.3 | 49.7 | 36 |
| 5JN-12-08 | 1.1/16"X12 | Z1/2"X14 | 21.9 | 52.1 | 30 |
| 5JN-12 | 1.1/16"X12 | Z3/4"X14 | 21.9 | 52.3 | 36 |
| 5JN-16-12 | 1.5/16"X12 | Z3/4"X14 | 23.1 | 50 | 36 |
| 5JN-16 | 1.5/16"X12 | Z1"X11.5 | 23.1 | 59.7 | 41 |
| 5JN-20 | 1.5/8"X12 | Z1.1/4"X11.5 | 24.3 | 61.5 | 50 |
| 5JN-24 | 1.7/8"X12 | Z1.1/2"X11.5 | 27.5 | 62.5 | 60 |
| 5JN-32 | 2.1/2"X12 | Z2"X11.5 | 33.9 | 70 | 70 |

注：螺母及衬套需另行订货。管子直径D为公制时，配用螺母及衬套分别选用NB200、NB500。管子直径为英制时，配用螺母及衬套分别选用NB200、NB300。

Note: Nut and sleeve should be ordered separately. The nut NB200 and sleeve NB500 is suitable for metric tube, the nut NB200 and sleeve NB300 is suitable for inch tube.

45°JIC 外螺纹 74°外锥 / 布锥管内螺纹
45°JIC MALE 74°CONE/NPT FEMALE

B

| 代号 PART NO. | 螺 纹 THREAD | | 尺 寸 DIMENSIONS | | |
|----------------|------------|--------------|----------------|------|----|
| | E | F | A | B | S1 |
| 5JN4-04 | 7/16"X20 | Z1/4"X18 | 23 | 20 | 19 |
| 5JN4-06-04 | 9/16"X18 | Z1/4"X18 | 24 | 20 | 19 |
| 5JN4-06 | 9/16"X18 | Z3/8"X18 | 26 | 19 | 24 |
| 5JN4-08-06 | 3/4"X16 | Z3/8"X18 | 29.5 | 19 | 24 |
| 5JN4-08 | 3/4"X16 | Z1/2"X14 | 29.5 | 28 | 30 |
| 5JN4-10-08 | 7/8"X14 | Z1/2"X14 | 33 | 28 | 30 |
| 5JN4-12 | 1.1/16"X12 | Z3/4"X14 | 37.5 | 30 | 33 |
| 5JN4-14-12 | 1.3/16"X12 | Z3/4"X14 | 38 | 30 | 33 |
| 5JN4-16 | 1.5/16"X12 | Z1"X11.5 | 42 | 37.5 | 41 |
| 5JN4-20 | 1.5/8"X12 | Z1.1/4"X11.5 | 46 | 30 | 48 |
| 5JN4-24 | 1.7/8"X12 | Z1.1/2"X11.5 | 58 | 36 | 63 |

注：螺母及衬套需另行订货。管子直径 D 为公制时，配用螺母及衬套分别选用 NB200、NB500。管子直径为英制时，配用螺母及衬套分别选用NB200、NB300。

Nut and sleeve should be ordered separately. The nut Nb200and sleeve NB500 is suitable for metric tube,the nut NB200 and sleeve NB300 is suitable for inch tube.

45°JIC 外螺纹 74°外锥 / 布锥管内螺纹
45°JIC MALE 74°CONE/NPT FEMALE

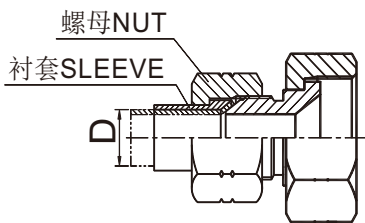
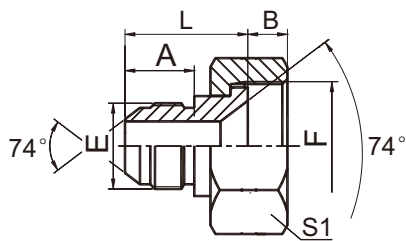
| 代号 PART NO. | 螺 纹 THREAD | | 尺 寸 DIMENSIONS | | |
|----------------|------------|--------------|----------------|------|----|
| | E | F | A | B | S1 |
| 5JN9-04-02 | 7/16"X20 | Z1/8"X27 | 27.5 | 16.8 | 16 |
| 5JN9-04 | 7/16"X20 | Z1/4"X18 | 30.9 | 22.4 | 19 |
| 5JN9-06-04 | 9/16"X18 | Z1/4"X18 | 31.2 | 22.4 | 19 |
| 5JN9-06 | 9/16"X18 | Z3/8"X18 | 33.5 | 25.9 | 24 |
| 5JN9-08-04 | 3/4"X16 | Z1/4"X18 | 31.6 | 22.4 | 19 |
| 5JN9-08 | 3/4"X16 | Z1/2"X14 | 39.5 | 31.2 | 30 |
| 5JN9-12-08 | 1.1/16"X12 | Z1/2"X14 | 46 | 31.2 | 30 |
| 5JN9-12 | 1.1/16"X12 | Z3/4"X14 | 48 | 34.5 | 33 |
| 5JN9-12-16 | 1.1/16"X12 | Z1"X11.5 | 52.5 | 41.1 | 41 |
| 5JN9-16-12 | 1.5/16"X12 | Z3/4"X14 | 49 | 34.5 | 33 |
| 5JN9-16 | 1.5/16"X12 | Z1"X11.5 | 55.1 | 41.1 | 41 |
| 5JN9-20 | 1.5/8"X12 | Z1.1/4"X11.5 | 59.2 | 43.2 | 48 |
| 5JN9-24 | 1.7/8"X12 | Z1.1/2"X11.5 | 73.4 | 52.8 | 63 |

注：螺母及衬套需另行订货。管子直径 D 为公制时，配用螺母及衬套分别选用 NB200、NB500。管子直径为英制时，配用螺母及衬套分别选用NB200、NB300。

Nut and sleeve should be ordered separately. The nut Nb200and sleeve NB500 is suitable for metric tube,the nut NB200 and sleeve NB300 is suitable for inch tube.

美制JIC 外螺纹 / 美制 JIC 内螺纹
JIC MALE/JIC FEMALE

B



5J-S

| 代 号 PART NO. | 螺 纹 THREAD | | 尺 寸 DIMENSIONS | | | |
|-----------------|------------|------------|----------------|------|------|----|
| | E | F | A | B | L | S1 |
| 5J-04-06S | 7/16"X20 | 9/16"X18 | 14 | 9.8 | 26.2 | 19 |
| 5J-04-08S | 7/16"x20 | 3/4"X16 | 14 | 10.9 | 26.2 | 24 |
| 5J-04-10S | 7/16"X20 | 7/8"X14 | 14 | 12.8 | 28 | 27 |
| 5J-04-12S | 7/16"X20 | 1.1/16"X12 | 14 | 15 | 29.8 | 32 |
| 5J-04-14S | 7/16"X20 | 1.3/16"X12 | 14 | 15.2 | 32.5 | 36 |
| 5J-05-08S | 1/2"X20 | 3/4"X16 | 14 | 10.9 | 26.2 | 24 |
| 5J-05-10S | 1/2"X20 | 7/8"X14 | 14 | 12.8 | 28 | 27 |
| 5J-05-12S | 1/2"X20 | 1.1/16"X12 | 14 | 15 | 29.8 | 32 |
| 5J-06-08S | 9/16"X18 | 3/4"X16 | 14.1 | 10.9 | 26.3 | 24 |
| 5J-06-10S | 9/16"X18 | 7/8"X14 | 14.1 | 12.8 | 28.2 | 27 |
| 5J-06-12S | 9/16"X18 | 1.1/16"X12 | 14.1 | 15 | 30.1 | 32 |
| 5J-06-14S | 9/16"X18 | 1.3/16"X12 | 14.1 | 15.2 | 32.5 | 36 |
| 5J-06-16S | 9/16"X18 | 1.5/16"X12 | 14.1 | 15.9 | 33 | 38 |
| 5J-08-12S | 3/4"X16 | 1.1/16"X12 | 16.7 | 15 | 33.3 | 32 |
| 5J-08-14S | 3/4"X16 | 1.3/16"X12 | 16.7 | 15.2 | 35 | 36 |
| 5J-08-16S | 3/4"X16 | 1.5/16"X12 | 16.7 | 15.9 | 35.6 | 38 |
| 5J-08-20S | 3/4"X16 | 1.5/8"X12 | 16.7 | 16.8 | 35.5 | 50 |
| 5J-10-16S | 7/8"X14 | 1.5/16"X12 | 19.3 | 15.9 | 37.5 | 38 |
| 5J-10-20S | 7/8"X14 | 1.5/8"X12 | 19.3 | 16.8 | 37.9 | 50 |
| 5J-10-24S | 7/8"X14 | 1.7/8"X12 | 19.3 | 19.7 | 42 | 60 |
| 5J-12-16S | 1.1/16"X12 | 1.5/16"X12 | 22 | 15.9 | 40.2 | 38 |
| 5J-12-20S | 1.1/16"X12 | 1.5/8"X12 | 22 | 16.8 | 40.6 | 50 |
| 5J-12-24S | 1.1/16"X12 | 1.7/8"X12 | 22 | 19.7 | 42 | 60 |
| 5J-16-20S | 1.5/16"X12 | 1.5/8"X12 | 23 | 16.8 | 41.8 | 50 |
| 5J-16-24S | 1.5/16"X12 | 1.7/8"X12 | 23 | 19.7 | 43.2 | 60 |
| 5J-16-32S | 1.5/16"X12 | .1/22X12 | 23 | 29.1 | 49 | 75 |
| 5J-20-24S | 1.5/8"X12 | 1.7/8"X12 | 24.3 | 19.7 | 44.3 | 60 |
| 5J-20-32S | 1.5/8"X12 | .1/22X12 | 24.3 | 29.1 | 50 | 75 |

注：螺母及衬套需另行订货。管子直径D为公制时，配用螺母及衬套分别选用NB200、NB500。管子直径为英制时，配用螺母及衬套分别选用NB200、NB300。

Note：Nut and sleeve should be ordered separately.The nut NB200 and sleeve NB500 is suitable for metric tube,the nut NB200 and sleeve NB300 is suitable for inch tube.

美制 JIC 外螺纹74°外锥/英锥管内螺纹
JIC MALE 74° CONE /BSPT FEMALE

B

| 代 号 PART NO. | 螺 纹 THREAD | | 尺 寸 DIMENSIONS | | |
|-----------------|------------|-----------|----------------|------|----|
| | E | F | A | L | S1 |
| 5JT-04-02 | 7/16"X20 | Rc1/8"X28 | 14 | 30 | 14 |
| 5JT-04 | 7/16"X20 | Rc1/4"X19 | 14 | 35.5 | 19 |
| 5JT-06-04 | 9/16"X18 | Rc1/4"X19 | 14 | 35.5 | 19 |
| 5JT-06 | 9/16"X18 | RC3/8"X19 | 14 | 36.5 | 22 |
| 5JT-08-06 | 3/4"X16 | RC3/8"X19 | 16.7 | 39.5 | 22 |
| 5JT-08 | 3/4"X16 | Rc1/2"X14 | 16.7 | 45.5 | 27 |
| 5JT-10-08 | 7/8"X14 | Rc1/2"X14 | 19.3 | 48 | 27 |
| 5JT-12 | 1.1/16"X12 | Rc3/4"X14 | 22 | 52.5 | 36 |
| 5JT-16 | 1.5/16"X12 | Rc1"X11 | 23 | 59.5 | 41 |

注：螺母及衬套需另行订货。管子直径D为公制时，配用螺母及衬套分别选用NB200、NB500。管子直径为英制时，配用螺母及衬套分别选用NB200、NB300。

Note: Nut and sleeve should be ordered separately.The nut NB200and sleeve NB500 is suitable for metric tube,the nut NB200 and sleeve NB300 is suitable for inch tube.

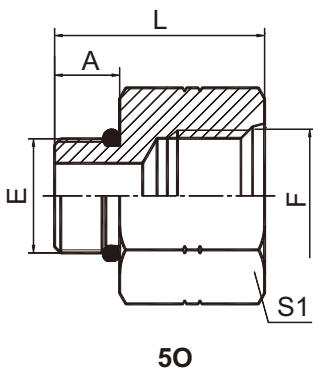
90° JIC 外螺纹 74° 外锥 / 英锥管内螺纹
90° JIC MALE 74° CONE/BSPT FEMALE

| 代 号 PART NO. | 螺 纹 THREAD | | 尺 寸 DIMENSIONS | | |
|-----------------|------------|-------------|----------------|------|----|
| | E | F | A | B | S1 |
| 5JT9-04-02 | 7/16"x20 | Rc1/8"X28 | 27.5 | 20 | 16 |
| 5JT9-04 | 7/16"x20 | Rc1/4"X19 | 30 | 25 | 19 |
| 5JT9-05-04 | 1/2"X20 | Rc1/4"X19 | 30 | 25 | 19 |
| 5JT9-06 | 9/16"X18 | Rc3/8"X19 | 33.5 | 27 | 24 |
| 5JT9-06-04 | 9/16"X18 | Rc1/4"X19 | 30.5 | 25 | 19 |
| 5JT9-08 | 3/4"X16 | Rc1/2"X14 | 39.5 | 31.5 | 30 |
| 5JT9-08-06 | 3/4"X16 | Rc3/8"X19 | 36 | 27 | 24 |
| 5JT9-10-08 | 7/8"X14 | Rc1/2"X14 | 42.5 | 31.5 | 30 |
| 5JT9-12 | 1.1/16"X12 | Rc3/4"X14 | 48 | 37 | 33 |
| 5JT9-12-08 | 1.1/16"X12 | Rc1/2"X14 | 46.2 | 31.5 | 30 |
| 5JT9-16 | 1.5/16"X12 | Rc1"X11 | 54 | 43 | 41 |
| 5JT9-20 | 1.5/8"X12 | Rc1.1/4"X11 | 62 | 46 | 50 |
| 5JT9-24 | 1.7/8"X12 | Rc1.1/2"X11 | 74.5 | 55 | 63 |

注：螺母及衬套需另行订货。管子直径D 为公制时，配用螺母及衬套分别选用NB200、NB500。管子直径为英制时，配用螺母及衬套分别选用NB200、NB300。

Nut and sleeve should be ordered separately.The nut NB200 andsleeve NB500 is suitable for metric tube,the nut NB200 and sleeve NB300 is suitable for inch tube.

美制SAE外螺纹带O形圈轻系列 ISO11926-3 /美制SAE内螺纹ISO 11926-1
SAE O-RING BOSS L-SERIES ISO 11926-3 / SAE FEMALE ISO 11926-1



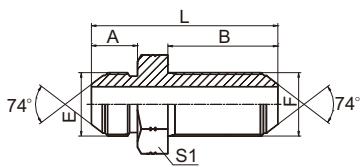
| 代 号 PART NO. | 螺 纹 THREAD | | O形圈 O-RING | 尺 寸 DIMENSIONS | | |
|-----------------|------------|------------|------------|----------------|------|----|
| | E | F | E端 | A | L | S1 |
| 5O-04-06 | 7/16"X20 | 9/16"X18 | O904 | 9.14 | 31 | 22 |
| 5O-06-04 | 9/16"X18 | 7/16"X20 | O906 | 9.93 | 28 | 17 |
| 5O-06-08 | 9/16"X18 | 3/4"X16 | O906 | 9.93 | 36 | 27 |
| 5O-08-06 | 3/4"X16 | 9/16"X18 | O908 | 11.13 | 31.5 | 22 |
| 5O-08-10 | 3/4"X16 | 7/8"X14 | O908 | 11.13 | 38 | 30 |
| 5O-08-12 | 3/4"X16 | 1.1/16"X12 | O908 | 11.13 | 36 | 32 |
| 5O-10 | 7/8"X14 | 7/8"X14 | O910 | 12.7 | 38 | 30 |
| 5O-10-06 | 7/8"X14 | 9/16"X18 | O910 | 12.7 | 20.6 | 27 |
| 5O-10-08 | 7/8"X14 | 3/4"X16 | O910 | 12.7 | 35 | 27 |
| 5O-10-12 | 7/8"X14 | 1.1/16"X12 | O910 | 12.7 | 43 | 36 |
| 5O-12-08 | 1.1/16"X12 | 3/4"X16 | O912 | 15.09 | 26 | 32 |
| 5O-12-10 | 1.1/16"X12 | 7/8"X14 | O912 | 15.1 | 40.5 | 32 |
| 5O-12-16 | 1.1/16"X12 | 1.5/16"X12 | O912 | 15.1 | 45 | 41 |
| 5O-14-12 | 1.3/16"X12 | 1.1/16"X12 | O914 | 15.1 | 43 | 36 |
| 5O-16-06 | 1.5/16"X12 | 9/16"X18 | O916 | 15.1 | 26 | 38 |
| 5O-16-10 | 1.5/16"X12 | 7/8"X14 | O916 | 15.1 | 26 | 38 |
| 5O-16-12 | 1.5/16"X12 | 1.1/16"X12 | O916 | 15.1 | 43.5 | 38 |
| 5O-16-14 | 1.5/16"X12 | 1.3/16"X12 | O916 | 15.1 | 43 | 38 |
| 5O-16-20 | 1.5/16"X12 | 1.5/8"X12 | O916 | 15.1 | 46.5 | 50 |
| 5O-20-12 | 1.5/8"X12 | 1.1/16"X12 | O920 | 15.1 | 35 | 50 |
| 5O-20-16 | 1.5/8"X12 | 1.5/16"X12 | O920 | 15.1 | 42 | 50 |
| 5O-20-24 | 1.5/8"X12 | 1.7/8"X12 | O920 | 15.1 | 48 | 55 |
| 5O-24-16 | 1.7/8"X12 | 1.5/16"X12 | O924 | 15.1 | 35 | 55 |
| 5O-24-20 | 1.7/8"X12 | 1.5/8"X12 | O924 | 15.1 | 45 | 55 |
| 5O-32-20 | 2.1/2"X12 | 1.5/8"X12 | O932 | 15.1 | 32 | 70 |
| 5O-32-24 | 2.1/2"X12 | 1.7/8"X12 | O932 | 15.1 | 32 | 70 |

注：螺母及衬套需另行订货。管子直径D为公制时，配用螺母及衬套分别选用NB200、NB500。管子直径为英制时，配用螺母及衬套分别选用NB200、NB300。

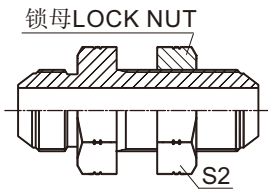
Note：Nut and sleeve should be ordered separately.The nut NB200 and sleeve NB500 is suitable for metric tube,the nut NB200 and sleeve NB300 is suitable for inch tube.

美制 JIC 外螺纹 74° 外锥过板接头
JIC MALE 74° CONE BULKHEAD

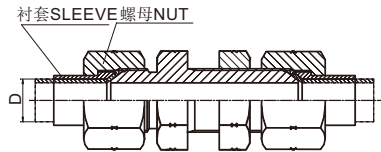
B



6J



6J-LN



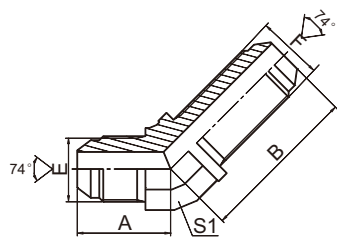
| 代 号 PART NO. | 螺 纹 THREAD | | 尺 寸 DIMENSIONS | | | | |
|-----------------|------------|------------|----------------|------|-------|----|----|
| | E | F | A | B | L | S1 | S2 |
| 6J-02 | 5/16"X24 | 5/16"X24 | 11.4 | 28.2 | 47.5 | 14 | 14 |
| 6J-03 | 3/8"X24 | 3/8"X24 | 12.2 | 28.2 | 48.3 | 16 | 16 |
| 6J-04 | 7/16"X20 | 7/16"X20 | 14 | 32.5 | 52.5 | 17 | 17 |
| 6J-05 | 1/2"X20 | 1/2"X20 | 14 | 32.5 | 52.5 | 19 | 19 |
| 6J-06 | 9/16"X18 | 9/16"X18 | 14.1 | 32.5 | 54.5 | 22 | 22 |
| 6J-06(S19) | 9/16"X18 | 9/16"X18 | 14.1 | 32.5 | 54.5 | 19 | 22 |
| 6J-08 | 3/4"X16 | 3/4"X16 | 16.7 | 36.5 | 61.5 | 24 | 24 |
| 6J-10 | 7/8"X14 | 7/8"X14 | 19.3 | 40 | 69.5 | 30 | 30 |
| 6J-12 | 1.1/16"X12 | 1.1/16"X12 | 21.9 | 44.5 | 78.5 | 36 | 36 |
| 6J-14 | 1.3/16"X12 | 1.3/16"X12 | 22.6 | 44.5 | 79.2 | 38 | 38 |
| 6J-16 | 1.5/16"X12 | 1.5/16"X12 | 23.1 | 44.5 | 79.8 | 41 | 41 |
| 6J-20 | 1.5/8"X12 | 1.5/8"X12 | 24.3 | 45.7 | 84 | 50 | 50 |
| 6J-24 | 1.7/8"X12 | 1.7/8"X12 | 27.5 | 46 | 89.5 | 55 | 55 |
| 6J-32 | 2.1/2"X12 | 2.1/2"X12 | 33.9 | 53.1 | 106.7 | 70 | 70 |

注：如需带锁母订货，则请在代号后加“LN”，如 6J-12LN。螺母及衬套需另行订货，管子直径 D 为公制时，配用螺母及衬套分别选用 NB200、NB500。管子直径为英制时，配用螺母及衬套分别选用 NB200、NB300。

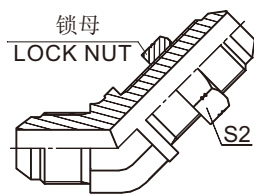
Note: In case if you are interested to order the adapter with lock nut, please insert suffix "LN" after our partno , forexample 6J-12LN. Nut and sleeve should be ordered separately, The nut NB200 and sleeve NB500 is suitable for metric tube, the nut NB200 and sleeve NB300 is suitable for inch tube.

45° JIC 外螺纹 74° 外锥
45° JIC MALE 74° CONE

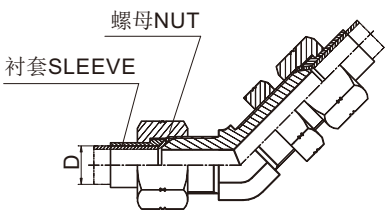
B



6J4



6J4-LN

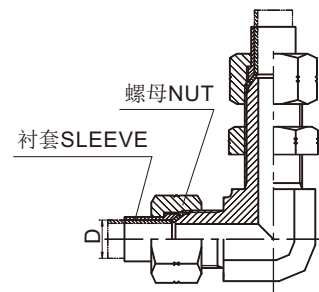
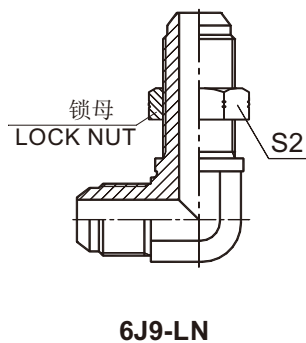
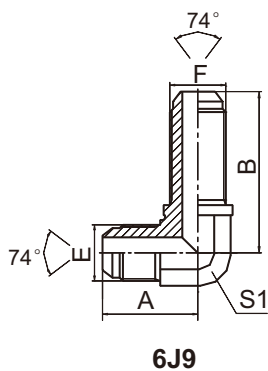


| 代 号 PART NO. | 螺 纹 THREAD | | 尺 寸 DIMENSIONS | | | |
|-----------------|------------|------------|----------------|------|----|----|
| | E | F | A | B | S1 | S2 |
| 6J4-04 | 7/16"X20 | 7/16"X20 | 21 | 38.9 | 11 | 17 |
| 6J4-05 | 1/2"X20 | 1/2"X20 | 23 | 42.2 | 14 | 19 |
| 6J4-06 | 9/16"X18 | 9/16"X18 | 23 | 42.4 | 14 | 22 |
| 6J4-08 | 3/4"X16 | 3/4"X16 | 27 | 49.3 | 19 | 24 |
| 6J4-10 | 7/8"X14 | 7/8"X14 | 31 | 55.1 | 22 | 30 |
| 6J4-12 | 1.1/16"X12 | 1.1/16"X12 | 35 | 62 | 27 | 36 |
| 6J4-14 | 1.3/16"X12 | 1.3/16"X12 | 36 | 63.5 | 30 | 38 |
| 6J4-16 | 1.5/16"X12 | 1.5/16"X12 | 37.8 | 65 | 33 | 41 |
| 6J4-20 | 1.5/8"X12 | 1.5/8"X12 | 42.8 | 67.3 | 41 | 50 |
| 6J4-24 | 1.7/8"X12 | 1.7/8"X12 | 48.4 | 67.8 | 48 | 55 |

注：如需带锁母订货，则请在代号后加“LN”，如 6J4-12LN。螺母及衬套需另行订货，管子直径 D 为公制时，配用螺母及衬套分别选用 NB200、NB500。管子直径为英制时，配用螺母及衬套分别选用 NB200、NB300。

Note: In case if you are interested to order the adapter with lock nut, please insert suffix "LN" after our partno , for example 6J4-12LN. Nut and sleeve should be ordered separately, The nut NB200 and sleeve NB500 is suitable for metric tube, the nut NB200 and sleeve NB300 is suitable for inch tube.

90° JIC 外螺纹 74°外锥过板接头
90° JIC MALE 74° CONE BULKHEAD



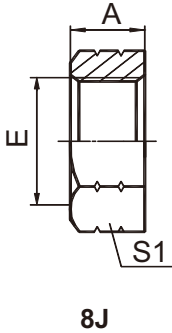
| 代 号 PART NO. | 螺 纹 THREAD | | 尺 寸 DIMENSIONS | | | |
|-----------------|------------|------------|----------------|------|----|----|
| | E | F | A | B | S1 | S2 |
| 6J9-04 | 7/16"X20 | 7/16"X20 | 24.5 | 40.4 | 11 | 17 |
| 6J9-05 | 1/2"X20 | 1/2"X20 | 26.6 | 43.7 | 14 | 19 |
| 6J9-06 | 9/16"X18 | 9/16"X18 | 27.7 | 46 | 14 | 22 |
| 6J9-08 | 3/4"X16 | 3/4"X16 | 34.5 | 53.5 | 19 | 24 |
| 6J9-10 | 7/8"X14 | 7/8"X14 | 39.6 | 60.7 | 22 | 30 |
| 6J9-12 | 1.1/16"X12 | 1.1/16"X12 | 45.2 | 67.8 | 27 | 36 |
| 6J9-14 | 1.3/16"X12 | 1.3/16"X12 | 48.2 | 69.5 | 30 | 38 |
| 6J9-16 | 1.5/16"X12 | 1.5/16"X12 | 50 | 71 | 33 | 41 |
| 6J9-20 | 1.5/8"X12 | 1.5/8"X12 | 57.5 | 79.2 | 41 | 50 |
| 6J9-24 | 1.7/8"X12 | 1.7/8"X12 | 63.1 | 80.9 | 48 | 55 |

注：如需带锁母订货，则请在代号后加“LN”，如 6J9-12LN。螺母及衬套需另行订货，管子直径 D 为公制时，配用螺母及衬套分别选用 NB200、NB500。管子直径为英制时，配用螺母及衬套分别选用 NB200、NB300。

Note: In case if you are interested to order the adapter with lock nut, please insert suffix "LN" after our part no , for example 6J9-12LN. Nut and sleeve should be ordered separately, The nut NB200 and sleeve NB500 is suitable for metric tube, the nut NB200 and sleeve NB300 is suitable for inch tube.

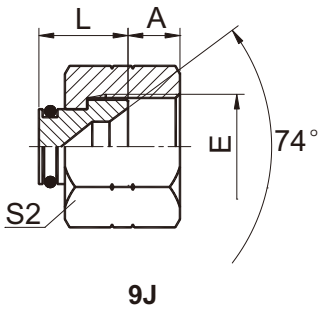
美制 JIC 螺纹锁母
JIC LOCKNUT

B



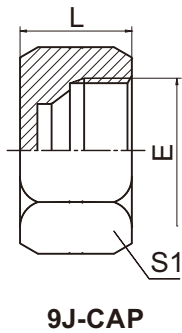
| 代 号 PART NO. | 螺 纹 THREAD | 尺 寸 DIMENSIONS | |
|-----------------|------------|----------------|----|
| | E | A | S1 |
| 8J-04 | 7/16"X20 | 7 | 17 |
| 8J-05 | 1/2"X20 | 7 | 19 |
| 8J-06 | 9/16"X18 | 7 | 22 |
| 8J-08 | 3/4"X16 | 8 | 24 |
| 8J-10 | 7/8"X14 | 9 | 30 |
| 8J-12 | 1.1/16"X12 | 10.5 | 36 |
| 8J-14 | 1.3/16"X12 | 10.5 | 38 |
| 8J-16 | 1.5/16"X12 | 10.5 | 41 |
| 8J-20 | 1.5/8"X12 | 10.5 | 50 |
| 8J-24 | 1.7/8"X12 | 10.5 | 55 |
| 8J-32 | 1.7/8"X12 | 10.5 | 70 |

美制 JIC 内螺纹 74°内锥堵头
JIC FEMALE 74°SEAT PLUG



| 代 号 PART NO. | 螺 纹 THREAD | 尺 寸 DIMENSIONS | | |
|-----------------|------------|----------------|------|----|
| | E | A | L | S2 |
| 9J-03 | 3/8"X24 | 8 | 10.5 | 14 |
| 9J-04 | 7/16"X20 | 9 | 10.5 | 15 |
| 9J-05 | 1/2"X20 | 9.5 | 11 | 17 |
| 9J-06 | 9/16"X18 | 10.5 | 11 | 19 |
| 9J-08 | 3/4"X16 | 11 | 13 | 24 |
| 9J-10 | 7/8"X14 | 13 | 13.5 | 27 |
| 9J-12 | 1.1/16"X12 | 15 | 15 | 32 |
| 9J-14 | 1.3/16"X12 | 15 | 15 | 36 |
| 9J-16 | 1.5/16"X12 | 16 | 15.5 | 41 |
| 9J-20 | 1.5/8"X12 | 17 | 18.5 | 50 |
| 9J-24 | 1.7/8"X12 | 20 | 19 | 55 |
| 9J-32 | 2.1/2"X12 | 23.5 | 20.5 | 75 |

JIC 74° 内螺纹堵头
JIC 74° FEMALE PLUG



| 代 号 PART NO. | 螺 纹 THREAD | 尺 寸 DIMENSIONS | |
|-----------------|------------|----------------|----|
| | E | L | S1 |
| 9J-04CAP | 7/16"X20 | 15.1 | 15 |
| 9J-10CAP | 7/8"X14 | 21.4 | 27 |
| 9J-05CAP | 1/2"X20 | 15.5 | 17 |
| 9J-06CAP | 9/16"X18 | 15.9 | 19 |
| 9J-08CAP | 3/4"X16 | 19 | 24 |
| 9J-12CAP | 1.1/16"X12 | 23 | 32 |
| 9J-20CAP | 1.5/8"X12 | 27 | 50 |
| 9J-24CAP | 1.7/8"X12 | 30.2 | 60 |
| 9J-32CAP | 2.1/2"X12 | 36.5 | 75 |
| 9J-16CAP | 1.5/16"X12 | 25.8 | 41 |

美制JIC 外螺纹 74° 外锥
JIC MALE 74° CONE



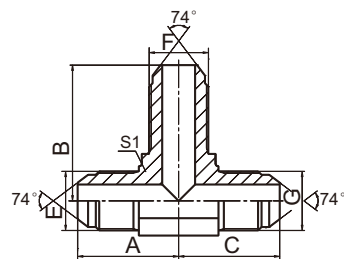
AJ

| 代 号 PART NO. | 螺 纹 THREAD | | | 尺 寸 DIMENSIONS | | | |
|-----------------|------------|------------|------------|----------------|------|------|----|
| | E | F | G | A | B | C | S1 |
| AJ-02 | 5/16"X24 | 5/16"X24 | 5/16"X24 | 21 | 21 | 21 | 11 |
| AJ-03 | 3/8"X24 | 3/8"X24 | 3/8"X24 | 22 | 22 | 22 | 11 |
| AJ-04 | 7/16"X20 | 7/16"X20 | 7/16"X20 | 24.5 | 24.5 | 24.5 | 11 |
| AJ-04-06-04 | 7/16"X20 | 9/16"X18 | 7/16"X20 | 26.6 | 26.9 | 26.6 | 14 |
| AJ-05-04-05 | 1/2"X20 | 7/16"X20 | 1/2"X20 | 26 | 26.6 | 26 | 14 |
| AJ-05 | 1/2"X20 | 1/2"X20 | 1/2"X20 | 26 | 26 | 26 | 14 |
| AJ-06-04-06 | 9/16"X18 | 7/16"X20 | 9/16"X18 | 26.9 | 26.6 | 26.9 | 14 |
| AJ-06 | 9/16"X18 | 9/16"X18 | 9/16"X18 | 26.9 | 26.9 | 26.9 | 14 |
| AJ-06-08-06 | 9/16"X18 | 3/4"X16 | 9/16"X18 | 30 | 32 | 30 | 19 |
| AJ-08 | 3/4"X16 | 3/4"X16 | 3/4"X16 | 32 | 32 | 32 | 19 |
| AJ-08-06-06 | 3/4"X16 | 9/16"X18 | 9/16"X18 | 32 | 30 | 30 | 19 |
| AJ-08-06-08 | 3/4"X16 | 9/16"X18 | 3/4"X16 | 32 | 30 | 32 | 19 |
| AJ-08-10-08 | 3/4"X16 | 7/8"X14 | 3/4"X16 | 34.8 | 37.8 | 34.8 | 22 |
| AJ-08-12-08 | 3/4"X16 | 1.1/16"X12 | 3/4"X16 | 37.9 | 44.2 | 37.9 | 27 |
| AJ-10 | 7/8"X14 | 7/8"X14 | 7/8"X14 | 37.8 | 37.8 | 37.8 | 22 |
| AJ-10-08-08 | 7/8"X14 | 3/4"X16 | 3/4"X16 | 37.8 | 34.8 | 34.8 | 22 |
| AJ-10-08-10 | 7/8"X14 | 3/4"X16 | 7/8"X14 | 37.8 | 34.8 | 37.8 | 22 |
| AJ-10-12-10 | 7/8"X14 | 1.1/16"X12 | 7/8"X14 | 41 | 44.2 | 41 | 27 |
| AJ-12 | 1.1/16"X12 | 1.1/16"X12 | 1.1/16"X12 | 44.2 | 44.2 | 44.2 | 27 |
| AJ-12-08-12 | 1.1/16"X12 | 3/4"X16 | 1.1/16"X12 | 44.2 | 37.9 | 44.2 | 27 |
| AJ-12-10-12 | 1.1/16"X12 | 7/8"X14 | 1.1/16"X12 | 44.2 | 41 | 44.2 | 27 |
| AJ-12-16-12 | 1.1/16"X12 | 1.5/16"X12 | 1.1/16"X12 | 48 | 49 | 48 | 33 |
| AJ-14 | 1.3/16"X12 | 1.3/16"X12 | 1.3/16"X12 | 47.5 | 47.5 | 47.5 | 30 |
| AJ-16 | 1.5/16"X12 | 1.5/16"X12 | 1.5/16"X12 | 49 | 49 | 49 | 33 |
| AJ-16-12-16 | 1.5/16"X12 | 1.1/16"X12 | 1.5/16"X12 | 49 | 48 | 49 | 33 |
| AJ-20 | 1.5/8"X12 | 1.5/8"X12 | 1.5/8"X12 | 56.5 | 56.5 | 56.5 | 41 |
| AJ-20-16-20 | 1.5/8"X12 | 1.5/16"X12 | 1.5/8"X12 | 56.5 | 54 | 56.5 | 41 |
| AJ-24 | 1.7/8"X12 | 1.7/8"X12 | 1.7/8"X12 | 63 | 63 | 63 | 48 |
| AJ-32 | 2.1/2"X12 | 2.1/2"X12 | 2.1/2"X12 | 78 | 78 | 78 | 63 |

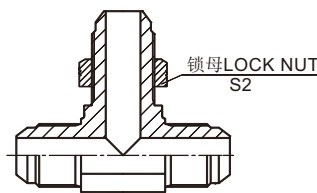
注：螺母及衬套需另行订货。管子直径 D 为公制时，配用螺母及衬套分别选用 NB200、NB500。管子直径为英制时，配用螺母及衬套分别选用 NB200、NB300。

Nut and sleeve should be ordered separately.The nut NB200 and sleeve NB500 is suitable for metric tube,the nut NB200 and sleeve NB300 is suitable for inch tube.

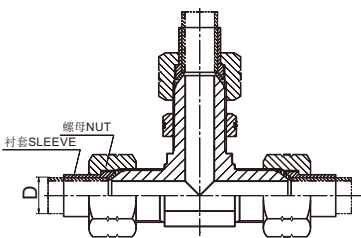
JIC 外螺纹 74° 外锥
JIC MALE 74° CONE



AJ6JJ



AJ6JJ-LN



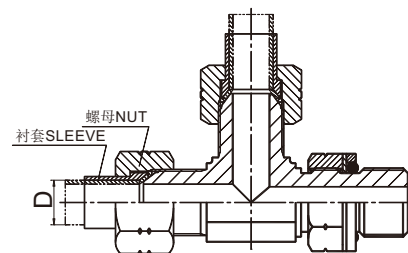
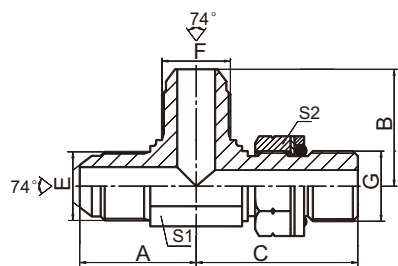
| 代 号 PART NO. | 螺 纹 THREAD | | | 尺 寸 DIMENSIONS | | | | |
|-----------------|------------|------------|------------|----------------|------|------|----|----|
| | E | F | G | A | B | C | S1 | S2 |
| AJ6JJ-04 | 7/16"X20 | 7/16"X20 | 7/16"X20 | 24.5 | 40.4 | 24.5 | 11 | 17 |
| AJ6JJ-04-06-04 | 7/16"X20 | 9/16"X18 | 7/16"X20 | 26.4 | 46 | 26.4 | 14 | 22 |
| AJ6JJ-05 | 1/2"X20 | 1/2"X20 | 1/2"X20 | 26.6 | 43.7 | 26.6 | 14 | 19 |
| AJ6JJ-06 | 9/16"X18 | 9/16"X18 | 9/16"X18 | 26.9 | 46 | 26.9 | 14 | 22 |
| AJ6JJ-08 | 3/4"X16 | 3/4"X16 | 3/4"X16 | 32 | 53.5 | 32 | 19 | 24 |
| AJ6JJ-10 | 7/8"X14 | 7/8"X14 | 7/8"X14 | 37.8 | 60.7 | 37.8 | 22 | 30 |
| AJ6JJ-12 | 1.1/16"X12 | 1.1/16"X12 | 1.1/16"X12 | 44.2 | 67.8 | 44.2 | 27 | 36 |
| AJ6JJ-14 | 1.3/16"X12 | 1.3/16"X12 | 1.3/16"X12 | 46.2 | 71 | 46.2 | 30 | 38 |
| AJ6JJ-16 | 1.5/16"X12 | 1.5/16"X12 | 1.5/16"X12 | 49 | 71 | 49 | 33 | 41 |
| AJ6JJ-20 | 1.5/8"X12 | 1.5/8"X12 | 1.5/8"X12 | 55.3 | 79.2 | 55.3 | 41 | 50 |
| AJ6JJ-24 | 1.7/8"X12 | 1.7/8"X12 | 1.7/8"X12 | 63.5 | 86.9 | 63.5 | 48 | 55 |

注：如需带锁母订货，则请在代号后加“LN”，如 AJ6JJ-12LN。螺母及衬套需另行订货，管子直径 D 为公制时，配用螺母及衬套分别选用 NB200、NB500。管子直径为英制时，配用螺母及衬套分别选用 NB200、NB300。

Note: In case if you are interested to order the adaptor with lock nut, please insert suffix "LN" after our partno , for example AJ6JJ-12LN. Nut and sleeve should be ordered separately, The nut NB200 and sleeve Nb500 is suitable for metric tube, the nut NB200 and sleeve NB300 is suitable for inch tube.

JIC 外螺纹 / JIC 外螺纹 / 英管外螺纹 O 形圈
JIC MALE/JIC MALE/BSP MALE O-RING

B



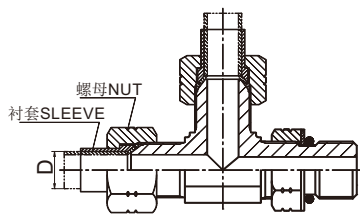
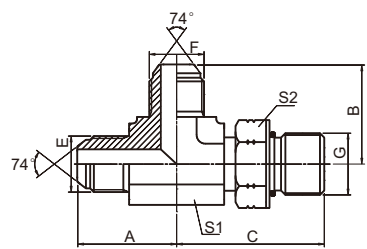
AJJG-OG

| 代 号 PART NO. | 螺 纹 THREAD | | | O形圈 O-RING | 尺 寸 DIMENSIONS | | | | |
|-----------------|------------|------------|----------|------------|----------------|------|------|----|----|
| | E | F | G | G端 | A | B | C | S1 | S2 |
| AJJG-04OG | 7/16"X20 | 7/16"X20 | G1/4"X19 | 10.77X2.62 | 26.6 | 26.5 | 31.9 | 14 | 19 |
| AJJG-05-05-04OG | 1/2"X20 | 1/2"X20 | G1/4"X19 | 10.77X2.62 | 26.6 | 26.6 | 31.3 | 14 | 19 |
| AJJG-05-06-04OG | 1/2"X20 | 9/16"X18 | G1/4"X19 | 10.77X2.62 | 26.6 | 26.9 | 31.3 | 14 | 19 |
| AJJG-06OG | 9/16"X18 | 9/16"X18 | G3/8"X19 | 13.94X2.62 | 28.5 | 28.5 | 36.8 | 16 | 22 |
| AJJG-06-06-04OG | 9/16"X18 | 9/16"X18 | G1/4"X19 | 10.77X2.62 | 26.9 | 26.9 | 31.3 | 14 | 19 |
| AJJG-08-08-06OG | 3/4"X16 | 3/4"X16 | G3/8"X19 | 13.94X2.62 | 32 | 32 | 36.8 | 19 | 22 |
| AJJG-08OG | 3/4"X16 | 3/4"X16 | G1/2"X14 | 17.12X2.62 | 35 | 35 | 43.2 | 22 | 27 |
| AJJG-10-10-08OG | 7/8"X14 | 7/8"X14 | G1/2"X14 | 17.12X2.62 | 37.8 | 37.8 | 44 | 22 | 27 |
| AJJG-12OG | 1.1/16"X12 | 1.1/16"X12 | G3/4"X14 | 23.47X2.62 | 44 | 44 | 49.5 | 27 | 32 |
| AJJG-16OG | 1.5/16"X12 | 1.5/16"X12 | G1"X11 | 29.74X3.53 | 48.8 | 48.8 | 53 | 33 | 41 |

注：螺母及衬套需另行订货。管子直径 D 为公制时，配用螺母及衬套分别选用 NB200、NB500。管子直径为英制时，配用螺母及衬套分别选用 NB200、NB300。

Nut and sleeve should be ordered separately.The nut NB200 and sleeve NB500 is suitable for metric tube,the nut NB200 and sleeve NB300 is suitable for inch tube.

JIC 外螺纹 /JIC 外螺纹 /SAE 外螺纹 O 形圈
JIC MALE/JIC MALE/SAE O-RING BOSS



AJJO-OG

| 代 号 PART NO. | 螺 纹 THREAD | | | O形圈 O-RING | 尺 寸 DIMENSIONS | | | | |
|-----------------|------------|------------|------------|------------|----------------|------|------|----|----|
| | E | F | G | G端 | A | B | C | S1 | S2 |
| AJJO-02OG | 5/16"X24 | 5/16"X24 | 5/16"X24 | 6.07X1.63 | 23 | 21 | 21 | 11 | 12 |
| AJJO-03OG | 3/8"X24 | 3/8"X24 | 3/8"X24 | 7.65X1.63 | 23 | 22 | 22 | 11 | 14 |
| AJJO-04OG | 7/16"X20 | 7/16"X20 | 7/16"X20 | 8.92X1.83 | 24.5 | 24.5 | 27.2 | 11 | 17 |
| AJJO-04-04-06OG | 7/16"X20 | 7/16"X20 | 9/16"X18 | 11.89X1.98 | 26.6 | 26.6 | 31.8 | 14 | 19 |
| AJJO-05OG | 1/2"X20 | 1/2"X20 | 1/2"X20 | 10.52X1.83 | 26.6 | 26.6 | 29 | 14 | 17 |
| AJJO-05-05-04OG | 1/2"X20 | 1/2"X20 | 7/16"X20 | 8.92X1.83 | 26.6 | 26.6 | 30 | 14 | 17 |
| AJJO-06OG | 9/16"X18 | 9/16"X18 | 9/16"X18 | 11.89X1.98 | 26.9 | 26.9 | 31.8 | 14 | 19 |
| AJJO-06-06-04OG | 9/16"X18 | 9/16"X18 | 7/16"X20 | 8.92X1.83 | 26.9 | 26.9 | 30 | 14 | 17 |
| AJJO-06-06-05OG | 9/16"X18 | 9/16"X18 | 1/2"X20 | 10.52X1.83 | 26.9 | 26.9 | 30 | 14 | 17 |
| AJJO-06-06-08OG | 9/16"X18 | 9/16"X18 | 3/4"X16 | 16.36X2.21 | 30 | 30 | 37.5 | 19 | 24 |
| AJJO-08OG | 3/4"X16 | 3/4"X16 | 3/4"X16 | 16.36X2.21 | 33 | 33 | 36.8 | 19 | 24 |
| AJJO-08-08-06OG | 3/4"X16 | 3/4"X16 | 9/16"X18 | 11.89X1.98 | 32 | 32 | 33.5 | 19 | 19 |
| AJJO-08-08-10OG | 3/4"X16 | 3/4"X16 | 7/8"X14 | 19.18X2.46 | 34.8 | 34.8 | 44 | 22 | 27 |
| AJJO-10OG | 7/8"X14 | 7/8"X14 | 7/8"X14 | 19.18X2.46 | 37.8 | 37.8 | 44 | 22 | 27 |
| AJJO-10-10-08OG | 7/8"X14 | 7/8"X14 | 3/4"X16 | 16.36X2.21 | 37.8 | 37.8 | 39.5 | 22 | 24 |
| AJJO-12OG | 1.1/16"X12 | 1.1/16"X12 | 1.1/16"X12 | 23.47X2.95 | 44.2 | 44.2 | 51 | 27 | 32 |
| AJJO-12-12-08OG | 1.1/16"X12 | 1.1/16"X12 | 3/4"X16 | 16.36X2.21 | 44.2 | 44.2 | 43 | 27 | 24 |
| AJJO-12-12-10OG | 1.1/16"X12 | 1.1/16"X12 | 7/8"X14 | 19.18X2.46 | 44.2 | 44.2 | 49 | 27 | 27 |
| AJJO-14OG | 1.3/16"X12 | 1.3/16"X12 | 1.3/16"X12 | 26.62X2.95 | 47.5 | 47.5 | 53 | 30 | 36 |
| AJJO-16OG | 1.5/16"X12 | 1.5/16"X12 | 1.5/16"X12 | 29.74X2.95 | 48.8 | 48.8 | 54.5 | 33 | 41 |
| AJJO-16-16-12OG | 1.5/16"X12 | 1.5/16"X12 | 1.1/16"X12 | 23.47X2.95 | 48.8 | 48.8 | 53.5 | 33 | 32 |
| AJJO-20OG | 1.5/8"X12 | 1.5/8"X12 | 1.5/8"X12 | 37.46X3.00 | 55.3 | 55.3 | 59 | 41 | 50 |
| AJJO-24OG | 1.7/8"X12 | 1.7/8"X12 | 1.7/8"X12 | 43.69X3.00 | 62.5 | 62.5 | 63 | 48 | 55 |
| AJJO-32OG | 2.1/2"X12 | 2.1/2"X12 | 2.1/2"X12 | 59.36X3.00 | 78 | 78 | 79 | 63 | 70 |

注：螺母及衬套需另行订货。管子直径 D 为公制时，配用螺母及衬套分别选用 NB200、NB500。管子直径为英制时，配用螺母及衬套分别选用 NB200、NB300。

Nut and sleeve should be ordered separately.The nut NB200 and sleeve NB500 is suitable formetric tube,the nut NB200 and sleeve NB300 is suitable for inch tube.

JIC 外螺纹 / 布锥管外螺纹 / JIC 外螺纹
JIC MALE/NPT MALE/JIC MALE

B



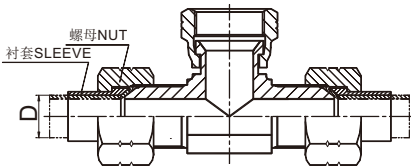
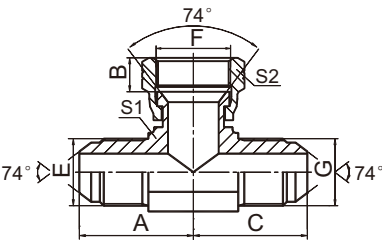
AJNJ

| 代 号 PART NO. | 螺 纹 THREAD | | | 尺 寸 DIMENSIONS | | | |
|-----------------|------------|--------------|------------|----------------|------|------|----|
| | E | F | G | A | B | C | S1 |
| AJNJ-02 | 5/16"X24 | Z1/8"X27 | 5/16"X24 | 21 | 21 | 21 | 11 |
| AJNJ-03-02-03 | 3/8"X24 | Z1/8"X27 | 3/8"X24 | 22 | 21 | 22 | 11 |
| AJNJ-04 | 7/16"X20 | Z1/4"X18 | 7/16"X20 | 26.6 | 25.5 | 26.6 | 14 |
| AJNJ-04-02-04 | 7/16"X20 | Z1/8"X27 | 7/16"X20 | 24.5 | 21 | 24.5 | 11 |
| AJNJ-05-02-05 | 1/2"X20 | Z1/8"X27 | 1/2"X20 | 26.6 | 23.5 | 26.6 | 14 |
| AJNJ-05-04-05 | 1/2"X20 | Z1/4"X18 | 1/2"X20 | 26.6 | 25.5 | 26.6 | 14 |
| AJNJ-06 | 9/16"X18 | Z3/8"X18 | 9/16"X18 | 30 | 31 | 30 | 19 |
| AJNJ-06-04-06 | 9/16"X18 | Z1/4"X18 | 9/16"X18 | 26.9 | 25.5 | 26.9 | 14 |
| AJNJ-06-08-06 | 9/16"X18 | Z1/2"X14 | 9/16"X18 | 32 | 36.7 | 32 | 22 |
| AJNJ-08 | 3/4"X16 | Z1/2"X14 | 3/4"X16 | 34.8 | 37.3 | 34.8 | 22 |
| AJNJ-08-06-08 | 3/4"X16 | Z3/8"X18 | 3/4"X16 | 32 | 31 | 32 | 19 |
| AJNJ-10-08-10 | 7/8"X14 | Z1/2"X14 | 7/8"X14 | 37.8 | 36.7 | 37.8 | 22 |
| AJNJ-12 | 1.1/16"X12 | Z3/4"X14 | 1.1/16"X12 | 44.2 | 44 | 44.2 | 27 |
| AJNJ-16 | 1.5/16"X12 | Z1"X11.5 | 1.5/16"X12 | 49 | 50 | 49 | 33 |
| AJNJ-20 | 1.5/8"X12 | Z1.1/4"X11.5 | 1.5/8"X12 | 55.5 | 54.5 | 55.5 | 41 |
| AJNJ-24 | 1.7/8"X12 | Z1.1/2"X11.5 | 1.7/8"X12 | 62.5 | 63 | 62.5 | 48 |

注：螺母及衬套需另行订货。管子直径D为公制时，配用螺母及衬套分别选用NB200、NB500。管子直径为英制时，配用螺母及衬套分别选用NB200、NB300。

Nut and sleeve should be ordered separately.The nut NB200 andsleeveNB500 is suitable for metric tube,the nut NB200 and sleeve NB300 is suitable for inch tube.

美制JIC 外螺纹 / 美制 JIC 内螺纹 / 美制 JIC 外螺纹
JIC MALE /JIC FEMALE/JIC MALE



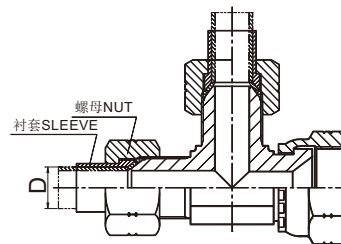
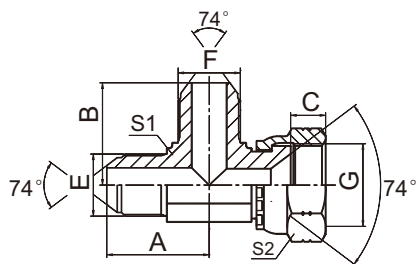
BJ

| 代 号 PART NO. | 螺 纹 THREAD | | | 尺 寸 DIMENSIONS | | | | |
|-----------------|------------|------------|------------|----------------|------|------|----|----|
| | E | F | G | A | B | C | S1 | S2 |
| BJ-04 | 7/16"X20 | 7/16"X20 | 7/16"X20 | 24.5 | 9 | 24.5 | 11 | 15 |
| BJ-05 | 1/2"X20 | 1/2"X20 | 1/2"X20 | 26.5 | 9.5 | 26.5 | 14 | 17 |
| BJ-06 | 9/16"X18 | 9/16"X18 | 9/16"X18 | 26.9 | 10.5 | 26.9 | 14 | 19 |
| BJ-08 | 3/4"X16 | 3/4"X16 | 3/4"X16 | 32 | 11 | 32 | 19 | 24 |
| BJ-10 | 7/8"X14 | 7/8"X14 | 7/8"X14 | 37.8 | 14 | 37.8 | 22 | 27 |
| BJ-12 | 1.1/16"X12 | 1.1/16"X12 | 1.1/16"X12 | 44.2 | 15 | 44.2 | 27 | 32 |
| BJ-14 | 1.3/16"X12 | 1.3/16"X12 | 1.3/16"X12 | 47.5 | 15 | 47.5 | 30 | 36 |
| BJ-16 | 1.5/16"X12 | 1.5/16"X12 | 1.5/16"X12 | 49 | 16 | 49 | 33 | 41 |
| BJ-20 | 1.5/8"X12 | 1.5/8"X12 | 1.5/8"X12 | 56 | 17 | 56 | 41 | 50 |
| BJ-24 | 1.7/8"X12 | 1.7/8"X12 | 1.7/8"X12 | 63.5 | 20 | 63.5 | 48 | 55 |
| BJ-32 | 2.1/2"X12 | 2.1/2"X12 | 2.1/2"X12 | 78 | 24.5 | 78 | 63 | 75 |

注：螺母及衬套需另行订货。管子直径 D 为公制时，配用螺母及衬套分别选用 NB200、NB500。管子直径为英制时，配用螺母及衬套分别选用 NB200、NB300。

Nut and sleeve should be ordered separately.The nut NB200 and sleeve NB500 is suitable for metric tube,the nut NB200 and sleeve NB300 is suitable for inch tube.

美制JIC 外螺纹 / 美制 JIC 外螺纹 / 美制 JIC 内螺纹
JIC MALE/JIC MALE/JIC FEMALE



CJ

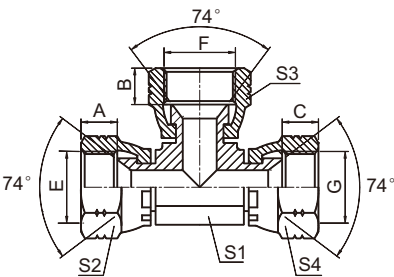
| 代 号 PART NO. | 螺 纹 THREAD | | | 尺 寸 DIMENSIONS | | | | |
|-----------------|------------|------------|------------|----------------|------|------|----|----|
| | E | F | G | A | B | C | S1 | S2 |
| CJ-04 | 7/16"X20 | 7/16"X20 | 7/16"X20 | 24.5 | 24.5 | 9 | 11 | 15 |
| CJ-05 | 1/2"X20 | 1/2"X20 | 1/2"X20 | 26.6 | 26.6 | 9.5 | 14 | 17 |
| CJ-06 | 9/16"X18 | 9/16"X18 | 9/16"X18 | 26.9 | 26.9 | 10.5 | 14 | 19 |
| CJ-08 | 3/4"X16 | 3/4"X16 | 3/4"X16 | 32 | 32 | 9.5 | 19 | 24 |
| CJ-10 | 7/8"X14 | 7/8"X14 | 7/8"X14 | 37.8 | 37.8 | 13 | 22 | 27 |
| CJ-10-08-10 | 7/8"X14 | 7/8"X14 | 7/8"X14 | 37.8 | 34.8 | 13 | 22 | 27 |
| CJ-12 | 1.1/16"X12 | 1.1/16"X12 | 1.1/16"X12 | 44.2 | 44.2 | 15 | 27 | 32 |
| CJ-12-08-12 | 1.1/16"X12 | 1.1/16"X12 | 1.1/16"X12 | 44.2 | 37.9 | 15 | 27 | 32 |
| CJ-14 | 1.3/16"X12 | 1.3/16"X12 | 1.3/16"X12 | 47.5 | 47.5 | 15 | 30 | 36 |
| CJ-16 | 1.5/16"X12 | 1.5/16"X12 | 1.5/16"X12 | 49 | 49 | 16 | 33 | 41 |
| CJ-20 | 1.5/8"X12 | 1.5/8"X12 | 1.5/8"X12 | 55.5 | 55.5 | 17 | 41 | 50 |
| CJ-24 | 1.7/8"X12 | 1.7/8"X12 | 1.7/8"X12 | 63 | 63 | 20 | 48 | 55 |
| CJ-32 | 2.1/2"X12 | 2.1/2"X12 | 2.1/2"X12 | 78 | 78 | 24.5 | 63 | 75 |

注：螺母及衬套需另行订货。管子直径D为公制时，配用螺母及衬套分别选用NB200、NB500。管子直径为英制时，配用螺母及衬套分别选用NB200、NB300。

Nut and sleeve should be ordered separately.The nut NB200 andsleeveNB500 is suitable for metric tube,the nut NB200 and sleeve NB300 is suitable for inch tube.

美制 JIC 内螺纹 74° 内锥
JIC FEMALE 74° SEAT

B



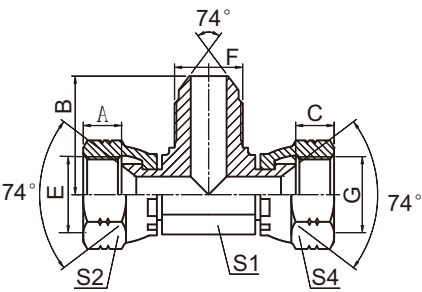
DJ

| 代号 PART NO. | 螺 纹 THREAD | | | 尺 寸 DIMENSIONS | | |
|----------------|------------|------------|------------|----------------|----|----------|
| | E | F | G | A,B,C | S1 | S2,S3,S4 |
| DJ-04 | 7/16"X20 | 7/16"X20 | 7/16"X20 | 9 | 11 | 15 |
| DJ-05 | 1/2"X20 | 1/2"X20 | 1/2"X20 | 9.5 | 11 | 17 |
| DJ-06 | 9/16"X18 | 9/16"X18 | 9/16"X18 | 10.5 | 14 | 19 |
| DJ-08 | 3/4"X16 | 3/4"X16 | 3/4"X16 | 11 | 16 | 24 |
| DJ-10 | 7/8"X14 | 7/8"X14 | 7/8"X14 | 13 | 22 | 27 |
| DJ-12 | 1.1/16"X12 | 1.1/16"X12 | 1.1/16"X12 | 15 | 24 | 32 |
| DJ-16 | 1.5/16"X12 | 1.5/16"X12 | 1.5/16"X12 | 16 | 33 | 41 |

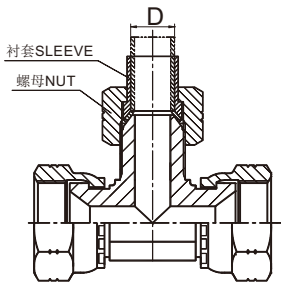
注：螺母及衬套需另行订货。管子直径D为公制时，配用螺母及衬套分别选用NB200、NB500。管子直径为英制时，配用螺母及衬套分别选用NB200、NB300。

Note: Nut and sleeve should be ordered separately. The nut NB200 and sleeve NB500 is suitable for metric tube, the nut NB200 and sleeve NB300 is suitable for inch tube.

美制JIC 内螺纹 / 美制 JIC 外螺纹 / 美制 JIC 内螺纹
JIC FEMALE/JIC MALE/JIC FEMALE



EJ



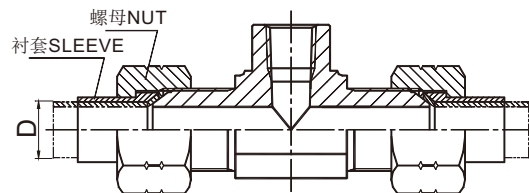
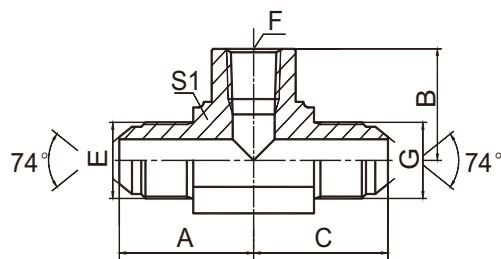
| 代号 PART NO. | 螺 纹 THREAD | | | 尺 寸 DIMENSIONS | | | |
|----------------|------------|------------|------------|----------------|------|----|-------|
| | E | F | G | A, C | B | S1 | S2,S4 |
| EJ-04 | 7/16"X20 | 7/16"X20 | 7/16"X20 | 9 | 24.5 | 11 | 15 |
| EJ-06 | 9/16"X18 | 9/16"X18 | 9/16"X18 | 10.5 | 26.9 | 14 | 19 |
| EJ-08 | 3/4"X16 | 3/4"X16 | 3/4"X16 | 11 | 32 | 19 | 24 |
| EJ-10 | 7/8"X14 | 7/8"X14 | 7/8"X14 | 13 | 37.8 | 22 | 27 |
| EJ-12 | 1.1/16"X12 | 1.1/16"X12 | 1.1/16"X12 | 15 | 44.2 | 24 | 32 |
| EJ-16 | 1.5/16"X12 | 1.5/16"X12 | 1.5/16"X12 | 16 | 49 | 33 | 41 |
| EJ-20 | 1.5/8"X12 | 1.5/8"X12 | 1.5/8"X12 | 17 | 56.5 | 41 | 50 |
| EJ-24 | 1.7/8"X12 | 1.7/8"X12 | 1.7/8"X12 | 20 | 63 | 48 | 55 |

注：螺母及衬套需另行订货。管子直径D 为公制时，配用螺母及衬套分别选用NB200、NB500。管子直径为英制时，配用螺母及衬套分别选用NB200、NB300。

Nut and sleeve should be ordered separately. The nut NB200 and sleeve NB500 is suitable for metric tube, the nut NB200 and sleeve NB300 is suitable for inch tube.

JIC外螺纹/布锥管内螺纹/JIC外螺纹
JIC MALE/NPT FEMALE/JIC MALE

B



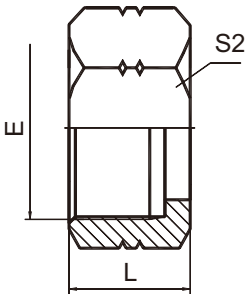
KJNJ

| 代 号 PART NO. | 螺 纹 THREAD | | | 尺 寸 DIMENSIONS | | | |
|-----------------|------------|--------------|------------|----------------|------|------|----|
| | E | F | G | A | B | C | S1 |
| KJNJ-04 | 7/16"X20 | Z1/4"X18 | 7/16"X20 | 29.5 | 22.4 | 29.5 | 19 |
| KJNJ-04-02-04 | 7/16"X20 | Z1/8"X27 | 7/16"X20 | 26.5 | 16.8 | 26.5 | 16 |
| KJNJ-05-02-05 | 1/2"X20 | Z1/8"X27 | 1/2"X20 | 27.5 | 16.8 | 27.5 | 16 |
| KJNJ-05-04-05 | 1/2"X20 | Z1/4"X18 | 1/2"X20 | 29.5 | 22.4 | 29.5 | 19 |
| KJNJ-06 | 9/16"X18 | Z3/8"X18 | 9/16"X18 | 33.5 | 25.9 | 33.5 | 24 |
| KJNJ-06-04-06 | 9/16"X18 | Z1/4"X18 | 9/16"X18 | 30 | 22.4 | 30 | 19 |
| KJNJ-08 | 3/4"X16 | Z1/2"X14 | 3/4"X16 | 39.5 | 31.2 | 39.5 | 30 |
| KJNJ-08-04-08 | 3/4"X16 | Z1/4"X18 | 3/4"X16 | 31.6 | 22.4 | 32 | 19 |
| KJNJ-08-06-08 | 3/4"X16 | Z3/8"X18 | 3/4"X16 | 36 | 25.9 | 36 | 24 |
| KJNJ-10-08-10 | 7/8"X14 | Z1/2"X14 | 7/8"X14 | 42.5 | 31.2 | 42.5 | 30 |
| KJNJ-10-12-10 | 7/8"X14 | Z3/4"X14 | 7/8"X14 | 44.5 | 34.5 | 44.5 | 33 |
| KJNJ-12 | 1.1/16"X12 | Z3/4"X14 | 1.1/16"X12 | 48 | 34.5 | 48 | 33 |
| KJNJ-12-08-12 | 1.1/16"X12 | Z1/2"X14 | 1.1/16"X12 | 46 | 31.2 | 46 | 30 |
| KJNJ-14-12-14 | 1.3/16"X12 | Z3/4"X14 | 1.3/16"X12 | 48.5 | 34.5 | 48.5 | 33 |
| KJNJ-16 | 1.5/16"X12 | Z1"X11.5 | 1.5/16"X12 | 54 | 41.1 | 54 | 41 |
| KJNJ-16-12-16 | 1.5/16"X12 | Z3/4"X14 | 1.5/16"X12 | 49 | 34.5 | 49 | 33 |
| KJNJ-20 | 1.5/8"X12 | Z1.1/4"X11.5 | 1.5/8"X12 | 59.4 | 43.2 | 59.4 | 48 |
| KJNJ-24 | 1.7/8"X12 | Z1.1/2"X11.5 | 1.7/8"X12 | 73.4 | 52.8 | 73.4 | 63 |

注：螺母及衬套需另行订货。管子直径D为公制时，配用螺母及衬套分别选用NB200、NB500。管子直径为英制时，配用螺母及衬套分别选用NB200、NB300。

Nut and sleeve should be ordered separately.The nut NB200 andsleeveNB500 is suitable for metric tube,the nut NB200 and sleeve NB300 is suitable for inch tube.

JIC 螺母
JIC TRIPLE LOCK NUT



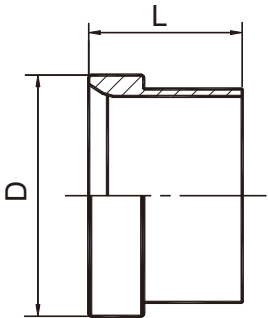
NB200

| 代 号 PART NO. | 螺 纹 THREAD | 管子外径及配用管套 TUBE O.D.& SLEEVE | | | | 尺寸DIMENSIONS | |
|-----------------|------------|-----------------------------|-----------------|----|-------------------|--------------|----|
| | E | In. | 英制管套INCH SLEEVE | mm | 公制管套METRIC SLEEVE | L | S2 |
| NB200-04 | 7/16"X20 | 1/4" | NB300-04 | 6 | NB500-06 | 15.8 | 14 |
| NB200-05 | 1/2"X20 | 5/16" | NB300-05 | 8 | NB500-08 | 17.3 | 17 |
| NB200-06 | 9/16"X18 | 3/8" | NB300-06 | 10 | NB500-10 | 18.5 | 19 |
| NB200-08 | 3/4"X16 | 1/2" | NB300-08 | 12 | NB500-12 | 21.6 | 24 |
| NB200-10 | 7/8"X14 | | | 14 | NB500-14 | 24.9 | 27 |
| NB200-10 | 7/8"X14 | | | 15 | NB500-15 | 24.9 | 27 |
| NB200-10 | 7/8"X14 | 5/8" | NB300-10 | 16 | NB500-16 | 24.9 | 27 |
| NB200-12 | 1.1/16"X12 | 3/4" | NB300-12 | 18 | NB500-18 | 26.2 | 32 |
| NB200-12A | 1.1/16"X12 | | | 20 | NB500-20A | 26.2 | 32 |
| NB200-14 | 1.3/16"X12 | | | 20 | NB500-20 | 27.7 | 36 |
| NB200-14 | 1.3/16"X12 | 7/8" | NB300-14 | 22 | NB500-22 | 27.7 | 36 |
| NB200-16 | 1.5/16"X12 | 1" | NB300-16 | 25 | NB500-25 | 28.7 | 38 |
| NB200-20 | 1.5/8"X12 | | | 28 | NB500-28 | 31.2 | 50 |
| NB200-20 | 1.5/8"X12 | | | 30 | NB500-30 | 31.2 | 50 |
| NB200-20 | 1.5/8"X12 | 1.1/4" | NB300-20 | 32 | NB500-32 | 31.2 | 50 |
| NB200-24 | 1.7/8"X12 | | | 35 | NB500-35 | 36.1 | 60 |
| NB200-24 | 1.7/8"X12 | 1.1/2" | NB300-24 | 38 | NB500-38 | 36.1 | 60 |
| NB200-32 | 2.1/2"X12 | 2" | NB300-32 | 50 | NB500-50 | 44.5 | 75 |

注：螺母及衬套需另行订货。管子直径 D 为公制时，配用螺母及衬套分别选用 NB200、NB500。管子直径为英制时，配用螺母及衬套分别选用 NB200、NB300。

Nut and sleeve should be ordered separately.The nut NB200 and sleeve NB500 is suitable for metric tube,the nut NB200 and sleeve NB300 is suitable for inch tube.

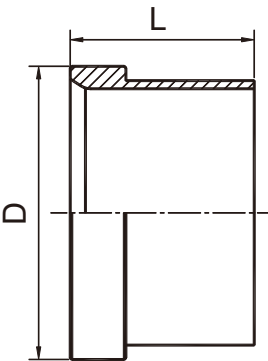
JIC 英制管套
JICINCH SLEEVE



NB300

| 代 号 PART NO. | 螺 纹 THREAD | 管子外径 TUBE O.D. | 尺 寸 DIMENSIONS | |
|-----------------|------------|----------------|----------------|------|
| | | In. | D | L |
| NB300-04 | 7/16"X20 | 1/4" | 9.73 | 10.4 |
| NB300-05 | 1/2"X20 | 5/16" | 11.3 | 11.2 |
| NB300-06 | 9/16"X18 | 3/8" | 12.75 | 12.7 |
| NB300-08 | 3/4"X16 | 1/2" | 17.32 | 14.2 |
| NB300-10 | 7/8"X14 | 5/8" | 20.24 | 16.8 |
| NB300-12 | 1.1/16"X12 | 3/4" | 24.69 | 17.3 |
| NB300-14 | 1.3/16"X12 | 7/8" | 27.86 | 19.3 |
| NB300-16 | 1.5/16"X12 | 1" | 31.04 | 19.8 |
| NB300-20 | 1.5/8"X12 | 1.1/4" | 38.96 | 23.1 |
| NB300-24 | 1.7/8"X12 | 1.1/2" | 45.31 | 28.4 |
| NB300-32 | 2.1/2"X12 | 2" | 61.19 | 30.2 |

JIC 公制管套
JICMETRIC SLEEVE

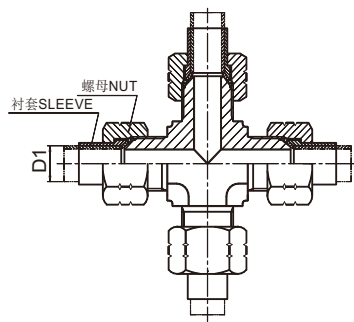
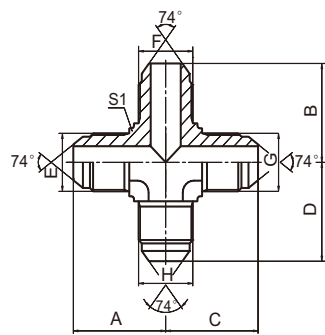


NB500

| 代 号 PART NO. | 螺 纹 THREAD | 管子外径 TUBE O.D. | 尺 寸 DIMENSIONS | |
|-----------------|------------|----------------|----------------|------|
| | | mm | D | L |
| NB500-06 | 7/16"X20 | 6 | 9.7 | 10.4 |
| NB500-08 | 1/2"X20 | 8 | 11.3 | 11.2 |
| NB500-10 | 9/16"X18 | 10 | 12.7 | 12.7 |
| NB500-12 | 3/4"X16 | 12 | 17.3 | 14.2 |
| NB500-14 | 7/8"X14 | 14 | 20.2 | 16.8 |
| NB500-15 | 7/8"X14 | 15 | 20.2 | 16.8 |
| NB500-16 | 7/8"X14 | 16 | 20.2 | 16.8 |
| NB500-18 | 1.1/16"X12 | 18 | 24.7 | 17.3 |
| NB500-20 | 1.3/16"X12 | 20 | 27.8 | 19.3 |
| NB500-22 | 1.3/16"X12 | 22 | 27.8 | 19.3 |
| NB500-25 | 1.5/16"X12 | 25 | 31 | 19.8 |
| NB500-28 | 1.5/8"X12 | 28 | 38.9 | 23.1 |
| NB500-30 | 1.5/8"X12 | 30 | 38.9 | 23.1 |
| NB500-32 | 1.5/8"X12 | 32 | 38.9 | 23.1 |
| NB500-35 | 1.7/8"X12 | 35 | 45.3 | 28.4 |
| NB500-38 | 1.7/8"X12 | 38 | 45.3 | 28.4 |
| NB500-50 | 2.1/2"X12 | 50 | 61.2 | 30.2 |

美制JIC 外螺纹 74°外锥
JIC MALE 74° CONE

B



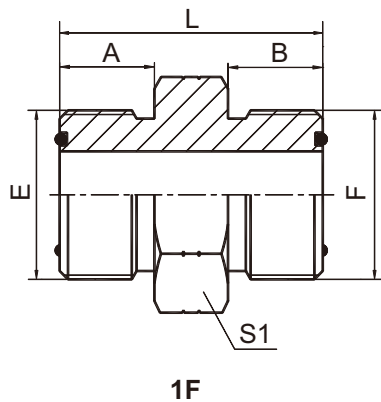
XJ

| 代 号 PART NO. | 螺 纹 THREAD | 尺 寸 DIMENSIONS | |
|-----------------|------------|----------------|----|
| | E, F, G,H | A,B,C,D | S1 |
| XJ-04 | 7/16"X20 | 24.5 | 11 |
| XJ-05 | 1/2"X20 | 26.5 | 14 |
| XJ-06 | 9/16"X18 | 26.9 | 14 |
| XJ-08 | 3/4"X16 | 32 | 19 |
| XJ-10 | 7/8"X14 | 37.8 | 22 |
| XJ-12 | 1.1/16"X12 | 44.2 | 27 |
| XJ-16 | 1.5/16"X12 | 49 | 33 |
| XJ-20 | 1.5/8"X12 | 56.5 | 41 |
| XJ-24 | 1.7/8"X12 | 62.5 | 48 |

注：螺母及衬套需另行订货。管子直径 D1 为公制时，配用螺母及衬套分别选用 NB200、NB500。管子直径为英制时，配用螺母及衬套分别选用NB200、NB300。

Nut and sleeve should be ordered separately.The nut Nb200 and sleeve NB500 is suitable for metric tube,the nut NB200 and sleeve NB300 is suitable for inch tube.

美制 ORFS外螺纹 O形圈平面密封
ORFS MALE O-RING

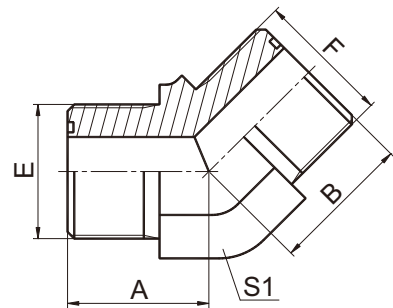


| 代 号 PART NO. | 螺 纹 THREAD | | O形圈 O-RING | | 尺 寸 DIMENSIONS | | | |
|-----------------|-------------|-------------|------------|------|----------------|------|------|----|
| | E | F | E端 | F端 | A | B | L | S1 |
| 1F-04 | 9/16"X18 | 9/16"X18 | O011 | O011 | 9.8 | 9.8 | 27.5 | 17 |
| 1F-04-06 | 9/16"X18 | 11/16"X16 | O011 | O012 | 9.8 | 11.2 | 29.7 | 19 |
| 1F-04-08 | 9/16"X18 | 13/16"X16 | O011 | O014 | 9.8 | 12.8 | 32.5 | 22 |
| 1F-06 | 11/16"X16 | 11/16"X16 | O012 | O012 | 11.2 | 11.2 | 31.1 | 19 |
| 1F-06-08 | 11/16"X16 | 13/16"X16 | O012 | O014 | 11.2 | 12.8 | 33.8 | 22 |
| 1F-06-10 | 11/16"X16 | 1"X14 | O012 | O016 | 11.2 | 15.5 | 38 | 27 |
| 1F-08 | 13/16"X16 | 13/16"X16 | O014 | O014 | 12.8 | 12.8 | 35.4 | 22 |
| 1F-08-10 | 13/16"X16 | 1"X14 | O014 | O016 | 12.8 | 15.5 | 40 | 27 |
| 1F-08-12 | 13/16"X16 | 1.3/16"X12 | O014 | O018 | 12.8 | 17 | 43 | 32 |
| 1F-10 | 1"X14 | 1"X14 | O016 | O016 | 15.5 | 15.5 | 42.5 | 27 |
| 1F-10-12 | 1"X14 | 1.3/16"X12 | O016 | O018 | 15.5 | 17 | 45.5 | 32 |
| 1F-12 | 1.3/16"X12 | 1.3/16"X12 | O018 | O018 | 17 | 17 | 47.1 | 32 |
| 1F-12-16 | 1.3/16"X12 | 1.7/16"X12 | O018 | O021 | 17 | 17.5 | 45.5 | 38 |
| 1F-12-20 | 1.3/16"X12 | 1.11/16"X12 | O018 | O025 | 17 | 17.5 | 50.5 | 46 |
| 1F-16 | 1.7/16"X12 | 1.7/16"X12 | O021 | O021 | 17.5 | 17.5 | 49.3 | 38 |
| 1F-16-20 | 1.7/16"X12 | 1.11/16"X12 | O021 | O025 | 17.5 | 17.5 | 51.3 | 46 |
| 1F-16-24 | 1.7/16"X12 | 2"X12 | O021 | O029 | 17.5 | 17.5 | 53 | 55 |
| 1F-20 | 1.11/16"X12 | 1.11/16"X12 | O025 | O025 | 17.5 | 17.5 | 51.3 | 46 |
| 1F-20-24 | 1.11/16"X12 | 2"X12 | O025 | O029 | 17.5 | 17.5 | 53 | 55 |
| 1F-24 | 2"X12 | 2"X12 | O029 | O029 | 17.5 | 17.5 | 53 | 55 |

注：螺母及衬套需另行订货。管子直径 D1 为公制时，配用螺母及衬套分别选用 NB200、NB500。管子直径为英制时，配用螺母及衬套分别选用NB200、NB300。

Nut and sleeve should be ordered separately.The nut Nb200 and sleeve NB500 is suitable for metric tube,the nut NB200 and sleeve NB300 is suitable for inch tube.

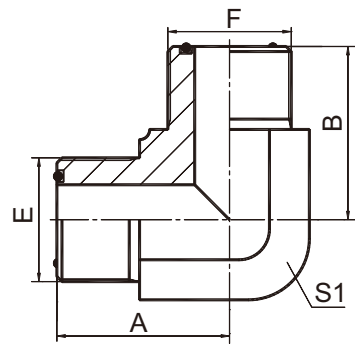
45°弯美制ORFS 外螺纹O形圈平面密封
45° ELBOW ORFS MALE O-RING



1F4

| 代号 PART NO. | 螺 纹 THREAD | | O形圈 O-RING | | 尺 寸 DIMENSIONS | | |
|----------------|-------------|-------------|------------|------|----------------|------|----|
| | E | F | E端 | F端 | A | B | S1 |
| 1F4-04 | 9/16"X18 | 9/16"X18 | O011 | O011 | 18.3 | 18.3 | 14 |
| 1F4-04-06 | 9/16"X18 | 11/16"X16 | O011 | O012 | 19.5 | 20.5 | 19 |
| 1F4-06 | 11/16"X16 | 11/16"X16 | O012 | O012 | 20.5 | 20.5 | 19 |
| 1F4-06-08 | 11/16"X16 | 13/16"X16 | O012 | O014 | 22 | 24 | 22 |
| 1F4-08 | 13/16"X16 | 13/16"X16 | O014 | O014 | 24 | 24 | 22 |
| 1F4-08-10 | 13/16"X16 | 1"X14 | O014 | O016 | 25.5 | 28 | 27 |
| 1F4-10 | 1"X14 | 1"X14 | O016 | O016 | 28 | 28 | 27 |
| 1F4-12 | 1.3/16"X12 | 1.3/16"X12 | O018 | O018 | 31.5 | 31.5 | 33 |
| 1F4-12-16 | 1.3/16"X12 | 1.7/16"X12 | O018 | O021 | 32.5 | 33 | 36 |
| 1F4-16 | 1.7/16"X12 | 1.7/16"X12 | O021 | O021 | 33 | 33 | 36 |
| 1F4-20 | 1.11/16"X12 | 1.11/16"X12 | O025 | O025 | 35.5 | 35.5 | 41 |
| 1F4-24 | 2"X12 | 2"X12 | O029 | O029 | 39 | 39 | 50 |

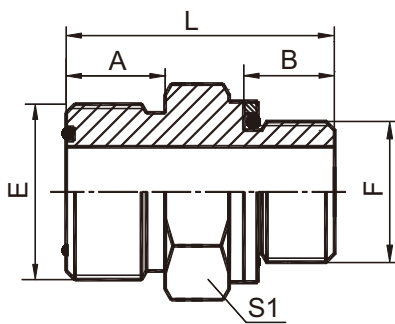
90°弯美制ORFS 外螺纹O形圈平面密封
90° ELBOW ORFS MALE O-RING



1F9

| 代号 PART NO. | 螺 纹 THREAD | | O形圈 O-RING | | 尺 寸 DIMENSIONS | | |
|----------------|-------------|-------------|------------|------|----------------|------|----|
| | E | F | E 端 | F 端 | A | B | S1 |
| 1F9-04 | 9/16"X18 | 9/16"X18 | O011 | O011 | 23 | 23 | 14 |
| 1F9-04-06 | 9/16"X18 | 11/16"X16 | O011 | O012 | 25.5 | 27 | 19 |
| 1F9-06 | 11/16"X16 | 11/16"X16 | O012 | O012 | 27.5 | 27.5 | 19 |
| 1F9-06-08 | 11/16"X16 | 13/16"X16 | O012 | O014 | 29 | 31 | 22 |
| 1F9-08 | 13/16"X16 | 13/16"X16 | O014 | O014 | 31 | 31 | 22 |
| 1F9-08-12 | 13/16"X16 | 1.3/16"X12 | O014 | O018 | 35.5 | 40.3 | 30 |
| 1F9-10 | 1"X14 | 1"X14 | O016 | O016 | 36.5 | 36.5 | 27 |
| 1F9-12 | 1.3/16"X12 | 1.3/16"X12 | O018 | O018 | 41 | 41 | 30 |
| 1F9-16 | 1.7/16"X12 | 1.7/16"X12 | O021 | O021 | 44.5 | 44.5 | 36 |
| 1F9-20 | 1.11/16"X12 | 1.11/16"X12 | O025 | O025 | 47.5 | 47.5 | 41 |
| 1F9-24 | 2"X12 | 2"X12 | O029 | O029 | 53.5 | 53.5 | 50 |

美制ORFS外螺纹 O形圈平面密封 /英管外螺纹 O形圈
ORFS MALE O-RING / BSP MALE O-RING

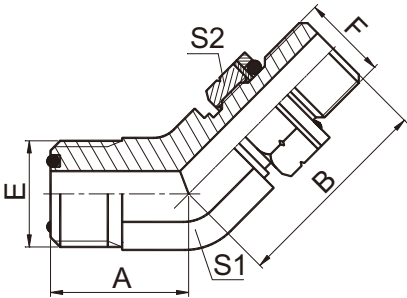


1FG

| 代号 PART NO. | 螺 纹 THREAD | | O形 圈 O RING | | 尺 寸 DIMENSIONS | | | |
|----------------|-------------|------------|-------------|------|----------------|------|------|----|
| | E | F | E端 | F端 | A | B | L | S1 |
| 1FG-04-02 | 9/16"x18 | G1/8"x28 | O011 | O011 | 10 | 9.5 | 27.5 | 17 |
| 1FG-04 | 9/16"X18 | G1/4"X19 | O011 | O111 | 10 | 10 | 29 | 19 |
| 1FG-04-06 | 9/16"X18 | G3/8"X19 | O011 | O113 | 10 | 11.5 | 31 | 22 |
| 1FG-06 | 11/16"X16 | G3/8"X19 | O012 | O113 | 11.2 | 11.5 | 32.5 | 22 |
| 1FG-06-04 | 11/16"X16 | G1/4"X19 | O012 | O111 | 11.2 | 10 | 31 | 19 |
| 1FG-06-08 | 11/16"X16 | G1/2"X14 | O012 | O115 | 11.2 | 14 | 36.5 | 27 |
| 1FG-08 | 13/16"X16 | G1/2"X14 | O014 | O115 | 13 | 14 | 38.5 | 27 |
| 1FG-08-06 | 13/16"X16 | G3/8"X19 | O014 | O113 | 13 | 11.5 | 34.3 | 22 |
| 1FG-08-12 | 13/16"X16 | G3/4"X14 | O014 | O119 | 13 | 15.5 | 42 | 32 |
| 1FG-10-08 | 1"x14 | G1/2"x14 | O016 | O115 | 15.5 | 14 | 41 | 27 |
| 1FG-10-12 | 1"X14 | G3/4"X14 | O016 | O119 | 15.5 | 15.5 | 44 | 32 |
| 1FG-12-08 | 1.3/16"X12 | G1/2"X14 | O018 | O115 | 17 | 14 | 44 | 32 |
| 1FG-12 | 1.3/16"x12 | G3/4"x14 | O018 | O119 | 17 | 15.5 | 45.6 | 32 |
| 1FG-12-16 | 1.3/16"X12 | G1"X11 | O018 | O217 | 17 | 18 | 48 | 41 |
| 1FG-16-12 | 1.7/16"X12 | G3/4"x14 | O021 | O119 | 17.5 | 15.5 | 48 | 38 |
| 1FG-16 | 1.7/16"X12 | G1"X11 | O021 | O217 | 17.5 | 18 | 49.5 | 41 |
| 1FG-20 | 1.11/16"X12 | G1.1/4"X11 | O025 | O222 | 17.5 | 20 | 55.5 | 50 |
| 1FG-20-16 | 1.11/16"X12 | G1"X11 | O025 | O217 | 17.5 | 18 | 51.5 | 46 |
| 1FG-24 | 2"x12 | G1.1/2"x11 | O029 | O224 | 17.5 | 21.5 | 57 | 55 |

B

45°弯美制 ORFS外螺纹O形圈平面密封 / 英管外螺纹O形圈
 45° ELBOW ORFS MALE O-RING / BSP MALE O-RING

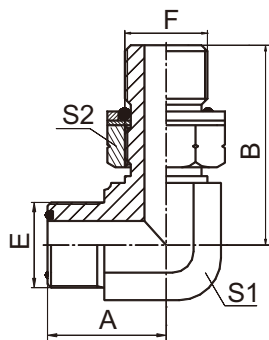


1FG4-OG

| 代号 PART NO. | 螺纹 THREAD | | O形圈 O RING | | 尺寸 DIMENSIONS | | | |
|----------------|-------------|------------|------------|------|---------------|------|----|----|
| | E | F | E端 | F端 | A | B | S1 | S2 |
| 1FG4-04OG | 9/16"X18 | G1/4"X19 | O011 | O111 | 18.3 | 27 | 14 | 19 |
| 1FG4-04-02OG | 9/16"X18 | G1/8"X28 | O011 | O011 | 18.3 | 24.8 | 14 | 14 |
| 1FG4-04-06OG | 9/16"X18 | G3/8"X19 | O011 | O113 | 18 | 30 | 16 | 22 |
| 1FG4-06OG | 11/16"X16 | G3/8"X19 | O012 | O113 | 20.5 | 31 | 19 | 22 |
| 1FG4-06-04OG | 11/16"X16 | G1/4"X19 | O012 | O111 | 20.5 | 28 | 19 | 19 |
| 1FG4-06-08OG | 11/16"X16 | G1/2"X14 | O012 | O115 | 22 | 36 | 22 | 27 |
| 1FG4-08OG | 13/16"X16 | G1/2"X14 | O014 | O115 | 24 | 36 | 22 | 27 |
| 1FG4-08-06OG | 13/16"X16 | G3/8"X19 | O014 | O113 | 24 | 32 | 22 | 22 |
| 1FG4-10-08OG | 1"X14 | G1/2"X14 | O016 | O115 | 28 | 37.5 | 27 | 27 |
| 1FG4-10-12OG | 1"X14 | G3/4"X14 | O016 | O119 | 28 | 42 | 27 | 32 |
| 1FG4-12OG | 1.3/16"X12 | G3/4"X14 | O018 | O119 | 30.7 | 42.5 | 30 | 32 |
| 1FG4-12-08OG | 1.3/16"X12 | G1/2"X14 | O018 | O115 | 30.7 | 38.5 | 30 | 27 |
| 1FG4-12-16OG | 1.3/16"X12 | G1"X11 | O018 | O217 | 31.5 | 44 | 33 | 41 |
| 1FG4-16OG | 1.7/16"X12 | G1"X11 | O021 | O217 | 33 | 44.5 | 36 | 41 |
| 1FG4-16-12OG | 1.7/16"X12 | G3/4"X14 | O021 | O119 | 33 | 44.5 | 36 | 32 |
| 1FG4-20OG | 1.11/16"X12 | G1.1/4"X11 | O025 | O222 | 35.5 | 47.5 | 41 | 50 |

注：F端与 DIN 3852 油口相配。
 Note: F end is connected with DIN 3852 port.

90°弯美制 ORFS外螺纹O形圈平面密封 / 英管外螺纹O形圈
90° ELBOW ORFS MALE O-RING / BSP MALE O-RING

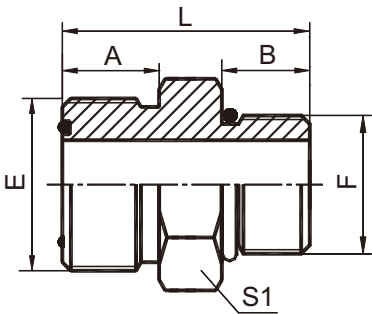


1FG9-OG

| 代号 PART NO. | 螺 纹 THREAD | | O形圈 O RING | | 尺 寸 DIMENSIONS | | | |
|----------------|-------------|------------|------------|------|----------------|------|----|----|
| | E | F | E端 | F端 | A | B | S1 | S2 |
| 1FG9-04-02OG | 9/16"X18 | G1/8"X28 | O011 | O011 | 23 | 29 | 14 | 14 |
| 1FG9-04OG | 9/16"X18 | G1/4"X19 | O011 | O111 | 23 | 31.3 | 14 | 19 |
| 1FG9-04-06OG | 9/16"X18 | G3/8"X19 | O011 | O113 | 24 | 35.8 | 16 | 22 |
| 1FG9-06-04OG | 11/16"X16 | G1/4"X19 | O012 | O111 | 27 | 33.5 | 19 | 19 |
| 1FG9-06OG | 11/16"X16 | G3/8"X19 | O012 | O113 | 27 | 36.8 | 19 | 22 |
| 1FG9-06-08OG | 11/16"X16 | G1/2"X14 | O012 | O115 | 29 | 43.2 | 22 | 27 |
| 1FG9-08-06OG | 13/16"X16 | G3/8"X19 | O014 | O113 | 31 | 39.5 | 22 | 22 |
| 1FG9-08OG | 13/16"X16 | G1/2"X14 | O014 | O115 | 31 | 43.2 | 22 | 27 |
| 1FG9-10-08OG | 1"X14 | G1/2"X14 | O016 | O115 | 36.5 | 46.5 | 27 | 27 |
| 1FG9-10-12OG | 1"X14 | G3/4"X14 | O016 | O119 | 36.5 | 49.3 | 27 | 32 |
| 1FG9-12-08OG | 1.3/16"X12 | G1/2"X14 | O018 | O115 | 40.3 | 47.5 | 30 | 27 |
| 1FG9-12OG | 1.3/16"X12 | G3/4"X14 | O018 | O119 | 40.3 | 52 | 30 | 32 |
| 1FG9-12-16OG | 1.3/16"X12 | G1"X11 | O018 | O217 | 42.5 | 53 | 33 | 41 |
| 1FG9-16-12OG | 1.7/16"X12 | G3/4"X14 | O021 | O119 | 44.5 | 56 | 36 | 32 |
| 1FG9-16OG | 1.7/16"X12 | G1"X11 | O021 | O217 | 44.5 | 56 | 36 | 41 |
| 1FG9-20-16OG | 1.11/16"X12 | G1"X11 | O025 | O217 | 47.5 | 60 | 41 | 41 |
| 1FG9-20OG | 1.11/16"X12 | G1.1/4"X11 | O025 | O222 | 47.5 | 60 | 41 | 50 |
| 1FG9-24OG | 2"X12 | G1.1/2"X11 | O029 | O224 | 51.5 | 65.5 | 50 | 55 |

注：F端与 DIN 3852 油口相配。 Note: F end is connected with DIN 3852 port.

美制ORFS 外螺纹O形圈平面密封 / 公制外螺纹可调向柱端重系列ISO 6149-2
ORFS MALE O-RING / METIRC MALE ADJUSTABLE STUD END S-SERIES ISO6149-2

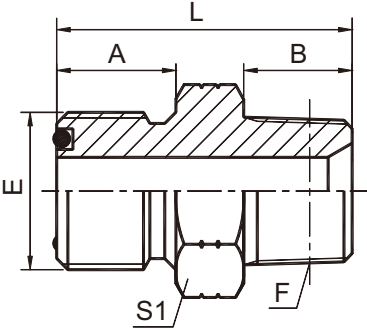


1FH

| 代 号 PART NO. | 螺 纹 THREAD | | O形圈 O RING | | 尺 寸 DIMENSIONS | | | |
|-----------------|-------------|---------|------------|-----------|----------------|------|------|----|
| | E | F | E端 | F端 | A | B | L | S1 |
| 1FH-04-10 | 9/16" X18 | M10X1 | O011 | O08.1X1.6 | 9.8 | 9.5 | 28 | 17 |
| 1FH-04-12 | 9/16" X18 | M12X1.5 | O011 | O09.3X2.4 | 9.8 | 11 | 29.5 | 17 |
| 1FH-06-12 | 11/16"X16 | M12X1.5 | O012 | O09.3X2.4 | 11.2 | 11 | 31 | 19 |
| 1FH-06-14 | 11/16"X16 | M14X1.5 | O012 | O11.3X2.4 | 11.2 | 11 | 31 | 19 |
| 1FH-06-16 | 11/16"X16 | M16X1.5 | O012 | O13.3X2.4 | 11.2 | 12.5 | 33.5 | 22 |
| 1FH-08-16 | 13/16"X16 | M16X1.5 | O014 | O13.3X2.4 | 12.8 | 12.5 | 36 | 22 |
| 1FH-08-18 | 13/16"X16 | M18X1.5 | O014 | O15.3X2.4 | 12.8 | 14 | 36.5 | 24 |
| 1FH-08-22 | 13/16"X16 | M22X1.5 | O014 | O19.3X2.4 | 12.8 | 15 | 37.5 | 27 |
| 1FH-10-22 | 1"X14 | M22X1.5 | O016 | O19.3X2.4 | 15.5 | 15 | 40.5 | 27 |
| 1FH-12-22 | 1.3/16"X12 | M22X1.5 | O018 | O19.3X2.4 | 17 | 15 | 45.5 | 32 |
| 1FH-12-27 | 1.3/16"X12 | M27X2 | O018 | O23.5X3.0 | 17 | 18.5 | 44 | 32 |
| 1FH-16-33 | 1.7/16"X12 | M33X2 | O021 | O29.5X3.0 | 17.5 | 18.5 | 51 | 41 |
| 1FH-20-42 | 1.11/16"X12 | M42X2 | O025 | O38.5X3.0 | 17.5 | 19 | 54.5 | 50 |
| 1FH-24-48 | 2"X12 | M48X2 | O029 | O44.5X3.0 | 17.5 | 21.5 | 57 | 55 |

注：F端与 ISO 6149-1

美制ORFS外螺纹O形圈平面密封 / 布锥管外螺纹
ORFS MALE O-RING / NPT MALE

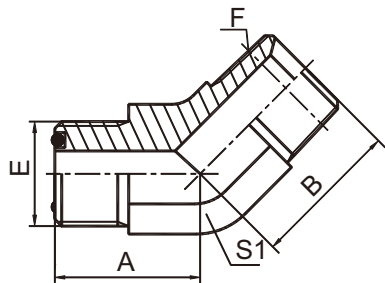


1FN

| 代 号 PART NO. | 螺 纹 THREAD | | O形圈 O-RING | 尺 寸 DIMENSIONS | | | |
|-----------------|-------------|--------------|------------|----------------|------|------|----|
| | E | F | E端 | A | B | L | S1 |
| 1FN-04-02 | 9/16"X18 | Z1/8"X27 | O011 | 9.8 | 10.5 | 26.5 | 17 |
| 1FN-04 | 9/16"X18 | Z1/4"X18 | O011 | 9.8 | 15 | 30.5 | 17 |
| 1FN-04-06 | 9/16"X18 | Z3/8"X18 | O011 | 9.8 | 16 | 30.5 | 19 |
| 1FN-06-04 | 11/16"X16 | Z1/4"X18 | O012 | 11.2 | 15 | 32 | 19 |
| 1FN-06 | 11/16"X16 | Z3/8"X18 | O012 | 11.2 | 16 | 33.5 | 19 |
| 1FN-06-08 | 11/16"X16 | Z1/2"X14 | O012 | 11.2 | 19.5 | 39 | 24 |
| 1FN-08-04 | 13/16"X16 | Z1/4"X18 | O014 | 12.8 | 15 | 36 | 22 |
| 1FN-08-06 | 13/16"X16 | Z3/8"X18 | O014 | 12.8 | 16 | 36.5 | 22 |
| 1FN-08 | 13/16"X16 | Z1/2"X14 | O014 | 12.8 | 19.5 | 40 | 24 |
| 1FN-08-12 | 13/16"X16 | Z3/4"X14 | O014 | 12.8 | 19.5 | 42.5 | 30 |
| 1FN-10-08 | 1"X14 | Z1/2"X14 | O016 | 15.5 | 19.5 | 45 | 27 |
| 1FN-10-12 | 1"X14 | Z3/4"X14 | O016 | 15.5 | 19.5 | 45 | 30 |
| 1FN-12-08 | 1.3/16"X12 | Z1/2"X14 | O018 | 17 | 19.5 | 46.5 | 32 |
| 1FN-12 | 1.3/16"X12 | Z3/4"X14 | O018 | 17 | 19.5 | 47 | 32 |
| 1FN-12-16 | 1.3/16"X12 | Z1"X11.5 | O018 | 17 | 25.5 | 53.5 | 36 |
| 1FN-16-12 | 1.7/16"X12 | Z3/4"X14 | O021 | 17.5 | 19.5 | 48 | 38 |
| 1FN-16 | 1.7/16"X12 | Z1"X11.5 | O021 | 17.5 | 25.5 | 53.5 | 38 |
| 1FN-16-20 | 1.7/16"X12 | Z1.1/4"X11.5 | O021 | 17.5 | 26.5 | 57 | 46 |
| 1FN-20-16 | 1.11/16"X12 | Z1"X11.5 | O025 | 17.5 | 25.5 | 56 | 46 |
| 1FN-20 | 1.11/16"X12 | Z1.1/4"X11.5 | O025 | 17.5 | 26.5 | 56.5 | 46 |
| 1FN-20-24 | 1.11/16"X12 | Z1.1/2"X11.5 | O025 | 17.5 | 27.5 | 60 | 50 |
| 1FN-24 | 2"X12 | Z1.1/2"X11.5 | O029 | 17.5 | 27.5 | 59.5 | 55 |

B

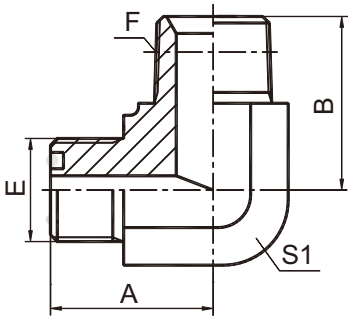
45°弯美制ORFS外螺纹O形圈平面密封 / 布锥管外螺纹
45° ELBOW ORFS MALE O-RING / NPT MALE



1FN4

| 代号 PART NO. | 螺 纹 THREAD | | O形圈 O-RING | 尺 寸 DIMENSIONS | | |
|----------------|-------------|--------------|------------|----------------|------|----|
| | E | F | | A | B | S1 |
| 1FN4-04-02 | 9/16"X18 | Z1/8"X27 | O011 | 18.3 | 18 | 14 |
| 1FN4-04 | 9/16"X18 | Z1/4"X18 | O011 | 18.3 | 21 | 14 |
| 1FN4-04-06 | 9/16"X18 | Z3/8"X18 | O011 | 19.5 | 25 | 19 |
| 1FN4-06-04 | 11/16"X16 | Z1/4"X18 | O012 | 20.5 | 22 | 19 |
| 1FN4-06 | 11/16"X16 | Z3/8"X18 | O012 | 20.5 | 25 | 19 |
| 1FN4-06-08 | 11/16"X16 | Z1/2"X14 | O012 | 22 | 29.5 | 22 |
| 1FN4-08-06 | 13/16"X16 | Z3/8"X18 | O014 | 24 | 26 | 22 |
| 1FN4-08 | 13/16"X16 | Z1/2"X14 | O014 | 24 | 29.5 | 22 |
| 1FN4-10-08 | 1"X14 | Z1/2"X14 | O016 | 28 | 31 | 27 |
| 1FN4-12 | 1.3/16"X12 | Z3/4"X14 | O018 | 30.7 | 35.5 | 30 |
| 1FN4-16 | 1.7/16"X12 | Z1"X11.5 | O021 | 33 | 40 | 36 |
| 1FN4-20 | 1.11/16"X12 | Z1.1/4"X11.5 | O025 | 35.5 | 42.5 | 41 |
| 1FN4-24 | 2"X12 | Z1.1/2"X11.5 | O029 | 39 | 46.5 | 50 |

90°弯美制ORFS外螺纹O形圈平面密封 / 布锥管外螺纹
90° ELBOW ORFS MALE O-RING / NPT MALE



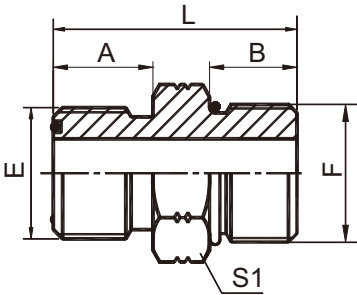
1FN9

| 代 号 PART NO. | 螺 纹 THREAD | | O形圈 O-RING | 尺 寸 DIMENSIONS | | |
|-----------------|-------------|--------------|------------|----------------|------|----|
| | E | F | E端 | A | B | S1 |
| 1FN9-04-02 | 9/16X18 | Z1/8"X27 | O011 | 23 | 24 | 14 |
| 1FN9-04 | 9/16X18 | Z1/4"X18 | O011 | 23 | 25.5 | 14 |
| 1FN9-06-04 | 11/16"X16 | Z1/4"X18 | O012 | 27 | 28.5 | 19 |
| 1FN9-06 | 11/16"X16 | Z3/8"X18 | O012 | 27.5 | 31 | 19 |
| 1FN9-06-08 | 11/16"X16 | Z1/2"X14 | O012 | 29 | 36.7 | 22 |
| 1FN9-08-06 | 13/16"X16 | Z3/8"X18 | O014 | 31 | 33.5 | 22 |
| 1FN9-08 | 13/16"X16 | Z1/2"X14 | O014 | 31 | 37.3 | 22 |
| 1FN9-08-12 | 13/16"X16 | Z3/4"X14 | O014 | 34.5 | 44 | 27 |
| 1FN9-10-08 | 1"X14 | Z1/2"X14 | O016 | 36.5 | 40 | 27 |
| 1FN9-10-12 | 1"X14 | Z3/4"X14 | O016 | 36.5 | 44 | 27 |
| 1FN9-12-08 | 1.3/16"X12 | Z1/2"X14 | O018 | 40.3 | 41.5 | 30 |
| 1FN9-12 | 1.3/16"X12 | Z3/4"X14 | O018 | 41 | 45.5 | 30 |
| 1FN9-12-16 | 1.3/16"X12 | Z1"X11.5 | O018 | 43 | 50 | 33 |
| 1FN9-16-12 | 1.7/16"X12 | Z3/4"X14 | O021 | 44.5 | 49 | 36 |
| 1FN9-16 | 1.7/16"X12 | Z1"X11.5 | O021 | 44.5 | 51.5 | 36 |
| 1FN9-20-16 | 1.11/16"X12 | Z1"X11.5 | O025 | 47.5 | 54.5 | 41 |
| 1FN9-20 | 1.11/16"X12 | Z1.1/4"X11.5 | O025 | 47.5 | 54.5 | 41 |
| 1FN9-24 | 2"X12 | Z1.1/2"X11.5 | O029 | 53.5 | 61 | 50 |

B

美制ORFS外螺纹O形圈平面密封/美制SAE外螺纹带O形圈重系列ISO 11926-2
ORFS MALE O-RING/SAE O-RING BOSS S-SERIES ISO 11926-2

B

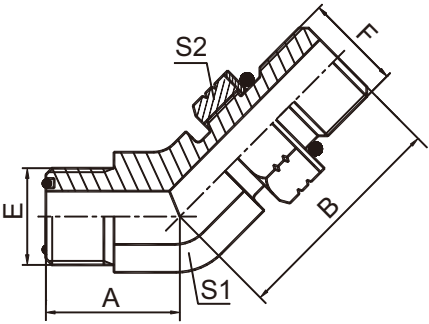


1FO

| 代号 PART NO. | 螺纹 THREAD | | O形圈 O-RING | | 尺寸 DIMENSIONS | | | |
|----------------|-------------|------------|------------|------|---------------|------|------|----|
| | E | F | E端 | F端 | A | B | L | S1 |
| 1FO-04 | 9/16"X18 | 7/16"X20 | O011 | O904 | 9.8 | 11 | 28.7 | 17 |
| 1FO-04-05 | 9/16"X18 | 1/2"X20 | O011 | O905 | 9.8 | 11 | 28.7 | 17 |
| 1FO-04-06 | 9/16"X18 | 9/16"X18 | O011 | O906 | 9.8 | 12 | 29.5 | 17 |
| 1FO-04-08 | 9/16"X18 | 3/4"X16 | O011 | O908 | 9.8 | 14 | 33.5 | 22 |
| 1FO-06-04 | 11/16"X16 | 7/16"X20 | O012 | O904 | 11.2 | 11 | 31 | 19 |
| 1FO-06-05 | 11/16"X16 | 1/2"X20 | O012 | O905 | 11.2 | 11 | 30.9 | 19 |
| 1FO-06 | 11/16"X16 | 9/16"X18 | O012 | O906 | 11.2 | 12 | 31.9 | 19 |
| 1FO-06-08 | 11/16"X16 | 3/4"X16 | O012 | O908 | 11.2 | 14 | 35 | 22 |
| 1FO-06-10 | 11/16"X16 | 7/8"X14 | O012 | O910 | 11.2 | 16 | 38.5 | 27 |
| 1FO-08-06 | 13/16"X16 | 9/16"X18 | O014 | O906 | 12.8 | 12 | 34.5 | 22 |
| 1FO-08 | 13/16"X16 | 3/4"X16 | O014 | O908 | 12.8 | 14 | 36.6 | 22 |
| 1FO-08-10 | 13/16"X16 | 7/8"X14 | O014 | O910 | 12.8 | 16 | 40.5 | 27 |
| 1FO-08-12 | 13/16"X16 | 1.1/16"X12 | O014 | O912 | 12.8 | 18.5 | 44.5 | 32 |
| 1FO-10 | 1"X14 | 7/8"X14 | O016 | O910 | 15.5 | 16 | 43.1 | 27 |
| 1FO-10-08 | 1"X14 | 3/4"X16 | O016 | O908 | 15.5 | 14 | 41 | 27 |
| 1FO-10-12 | 1"X14 | 1.1/16"X12 | O016 | O912 | 15.5 | 18.5 | 47 | 32 |
| 1FO-12-10 | 1.3/16"X12 | 7/8"X14 | O018 | O910 | 17 | 16 | 46 | 32 |
| 1FO-12 | 1.3/16"X12 | 1.1/16"X12 | O018 | O912 | 17 | 18.5 | 48.6 | 32 |
| 1FO-12-16 | 1.3/16"X12 | 1.5/16"X12 | O018 | O916 | 17 | 18.5 | 49.8 | 38 |
| 1FO-16-12 | 1.7/16"X12 | 1.1/16"X12 | O021 | O912 | 17.5 | 18.5 | 50 | 38 |
| 1FO-16 | 1.7/16"X12 | 1.5/16"X12 | O021 | O916 | 17.5 | 18.5 | 50.3 | 38 |
| 1FO-16-20 | 1.7/16"X12 | 1.5/8"X12 | O021 | O920 | 17.5 | 18.5 | 52 | 50 |
| 1FO-20-16 | 1.11/16"X12 | 1.5/16"X12 | O025 | O916 | 17.5 | 18.5 | 52 | 46 |
| 1FO-20 | 1.11/16"X12 | 1.5/8"X12 | O025 | O920 | 17.5 | 18.5 | 52.3 | 50 |
| 1FO-24-20 | 2"X12 | 1.5/8"X12 | O029 | O920 | 17.5 | 18.5 | 54 | 55 |
| 1FO-24 | 2"X12 | 1.7/8"X12 | O029 | O924 | 17.5 | 18.5 | 54.1 | 55 |

注：F端与ISO 11926-1 油口相配。 Note: F end is connected with ISO 11926-1port.

45°弯美制ORFS外螺纹O形圈平面密封/美制SAE外螺纹带O形圈重系列ISO 11926-2
45° ELBOW ORFS MALE O-RING/SAE O-RING BOSS S-SERIES ISO 11926-2



1FO4-OG

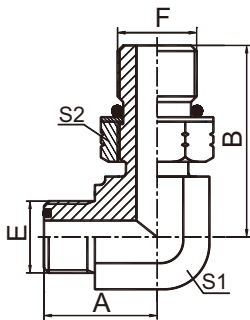
| 代号 PART NO. | 螺纹 THREAD | | O形圈 O-RING | | 尺寸 DIMENSIONS | | | |
|----------------|-------------|------------|------------|------|---------------|------|----|----|
| | E | F | E端 | F端 | A | B | S1 | S2 |
| 1FO4-04OG | 9/16"X18 | 7/16"X20 | O011 | O904 | 18.3 | 26 | 14 | 17 |
| 1FO4-04-06OG | 9/16"X18 | 9/16"X18 | O011 | O906 | 18.3 | 28 | 14 | 19 |
| 1FO4-06-04OG | 11/16"X16 | 7/16"X20 | O012 | O904 | 20.5 | 27.3 | 19 | 17 |
| 1FO4-06OG | 11/16"X16 | 9/16"X18 | O012 | O906 | 20.5 | 29.5 | 19 | 19 |
| 1FO4-06-08OG | 11/16"X16 | 3/4"X16 | O012 | O908 | 20.5 | 32.5 | 19 | 24 |
| 1FO4-08-06OG | 13/16"X16 | 9/16"X18 | O014 | O906 | 24 | 30.8 | 22 | 19 |
| 1FO4-08OG | 13/16"X16 | 3/4"X16 | O014 | O908 | 24 | 34 | 22 | 24 |
| 1FO4-08-10OG | 13/16"X16 | 7/8"X14 | O014 | O910 | 24 | 39.5 | 22 | 27 |
| 1FO4-08-12OG | 13/16"X16 | 1.1/16"X12 | O014 | O912 | 25.5 | 44 | 27 | 32 |
| 1FO4-10-08OG | 1"X14 | 3/4"X16 | O016 | O908 | 28 | 34 | 27 | 24 |
| 1FO4-10OG | 1"X14 | 7/8"X14 | O016 | O910 | 28 | 41.5 | 27 | 27 |
| 1FO4-10-12OG | 1"X14 | 1.1/16"X12 | O016 | O912 | 28 | 44 | 27 | 32 |
| 1FO4-12-10OG | 1.3/16"X12 | 7/8"X14 | O018 | O910 | 30.7 | 42 | 30 | 27 |
| 1FO4-12OG | 1.3/16"X12 | 1.1/16"X12 | O018 | O912 | 30.7 | 45.5 | 30 | 32 |
| 1FO4-12-16OG | 1.3/16"X12 | 1.5/16"X12 | O018 | O916 | 32.5 | 47.9 | 36 | 41 |
| 1FO4-16-12OG | 1.7/16"X12 | 1.1/16"X12 | O021 | O912 | 33 | 47.9 | 36 | 32 |
| 1FO4-16OG | 1.7/16"X12 | 1.5/16"X12 | O021 | O916 | 33 | 47.9 | 36 | 41 |
| 1FO4-16-20OG | 1.7/16"X12 | 1.5/8"X12 | O021 | O920 | 35.5 | 48.5 | 41 | 50 |
| 1FO4-20OG | 1.11/16"X12 | 1.5/8"X12 | O025 | O920 | 35.5 | 48.8 | 41 | 50 |
| 1FO4-20-24OG | 1.11/16"X12 | 1.7/8"X12 | O025 | O924 | 38 | 51 | 48 | 55 |
| 1FO4-24OG | 2"X12 | 1.7/8"X12 | O029 | O924 | 39 | 52 | 50 | 55 |

注：F端与ISO 11926-1 油口相配。 Note: F end is connected with ISO 11926-1port.

B

90°弯美制ORFS外螺纹O形圈平面密封 / 美制SAE外螺纹带O形圈重系列ISO 11926-2
90° ELBOW ORFS MALE O-RING / SAE O-RING BOSS S-SERIES ISO 11926-2

B

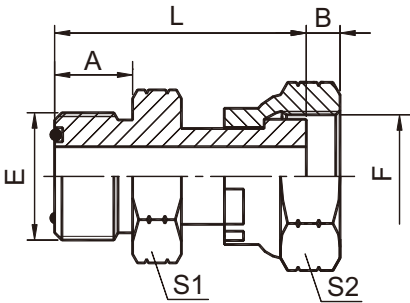


1FO9-OG

| 代号 PART NO. | 螺纹 THREAD | | O形圈 O-RING | | 尺寸 DIMENSIONS | | | |
|----------------|-------------|------------|------------|------|---------------|------|----|----|
| | E | F | E端 | F端 | A | B | S1 | S2 |
| 1FO9-04OG | 9/16"X18 | 7/16"X20 | O011 | O904 | 23 | 30.3 | 14 | 17 |
| 1FO9-04-06OG | 9/16"X18 | 9/16"X18 | O011 | O906 | 23 | 32 | 14 | 19 |
| 1FO9-06-04OG | 11/16"X16 | 7/16"X20 | O012 | O904 | 27.5 | 33.5 | 19 | 17 |
| 1FO9-06OG | 11/16"X16 | 9/16"X18 | O012 | O906 | 27.5 | 34.5 | 19 | 19 |
| 1FO9-06-08OG | 11/16"X16 | 3/4"X16 | O012 | O908 | 27.5 | 38 | 19 | 24 |
| 1FO9-06-10OG | 11/16"X16 | 7/8"X14 | O012 | O910 | 29 | 47 | 22 | 27 |
| 1FO9-08-06OG | 13/16"X16 | 9/16"X18 | O014 | O906 | 31 | 37 | 22 | 19 |
| 1FO9-08OG | 13/16"X16 | 3/4"X16 | O014 | O908 | 31 | 40.5 | 22 | 24 |
| 1FO9-08-10OG | 13/16"X16 | 7/8"X14 | O014 | O910 | 31 | 45.3 | 22 | 27 |
| 1FO9-08-12OG | 13/16"X16 | 1.1/16"X12 | O014 | O912 | 34.5 | 52 | 27 | 32 |
| 1FO9-10-08OG | 1"X14 | 3/4"X16 | O016 | O908 | 36.5 | 45 | 27 | 24 |
| 1FO9-10OG | 1"X14 | 7/8"X14 | O016 | O910 | 36.5 | 50.8 | 27 | 27 |
| 1FO9-10-12OG | 1"X14 | 1.1/16"X12 | O016 | O912 | 36.5 | 52 | 27 | 32 |
| 1FO9-12-10OG | 1.3/16"X12 | 7/8"X14 | O018 | O910 | 41 | 52.8 | 30 | 27 |
| 1FO9-12OG | 1.3/16"X12 | 1.1/16"X12 | O018 | O912 | 41 | 54 | 30 | 32 |
| 1FO9-12-16OG | 1.3/16"X12 | 1.5/16"X12 | O018 | O916 | 43 | 55.5 | 33 | 41 |
| 1FO9-16-12OG | 1.7/16"X12 | 1.1/16"X12 | O021 | O912 | 44.5 | 59 | 36 | 32 |
| 1FO9-16OG | 1.7/16"X12 | 1.5/16"X12 | O021 | O916 | 44.5 | 59 | 36 | 41 |
| 1FO9-20OG | 1.11/16"X12 | 1.5/8"X12 | O025 | O920 | 47.5 | 60.5 | 41 | 50 |
| 1FO9-20-24OG | 1.11/16"X12 | 1.7/8"X12 | O025 | O924 | 51.5 | 66.5 | 48 | 55 |
| 1FO9-24-20OG | 2"X12 | 1.5/8"X12 | O029 | O920 | 53.5 | 67.5 | 50 | 50 |
| 1FO9-24OG | 2"X12 | 1.7/8"X12 | O029 | O924 | 53.5 | 67.5 | 50 | 55 |

注：F端与ISO 11926-1 油口相配。 Note: F end is connected with ISO 11926-1port.

美制ORFS外螺纹O形圈平面密封 / ORFS内螺纹
ORFS MALE O-RING / ORFS FEMALE

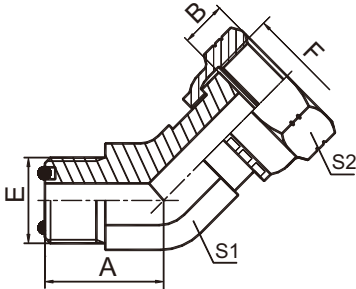


2F

| 代 号 PART NO. | 螺 纹 THREAD | | O形圈 O-RING | 尺 寸 DIMENSIONS | | | | |
|-----------------|---------------|-------------|------------|-------------------|------|------|----|----|
| | E | F | | A | B | L | S1 | S2 |
| 2F-04 | 9/16"X18 | 9/16"X18 | O011 | 9.8 | 8.5 | 33 | 17 | 19 |
| 2F-04-06 | 9/16"X18 | 11/16"X16 | O011 | 9.8 | 10 | 34.5 | 17 | 22 |
| 2F-04-08 | 9/16"X18 | 13/16"X16 | O011 | 9.8 | 11 | 36.5 | 19 | 27 |
| 2F-06-04 | 11/16"X16 | 9/16"X18 | O012 | 11.2 | 8.5 | 35.5 | 19 | 19 |
| 2F-06 | 11/16"X16 | 11/16"X16 | O012 | 11.2 | 10 | 38.5 | 19 | 22 |
| 2F-06-08 | 11/16"X16 | 13/16"X16 | O012 | 11.2 | 11 | 37.7 | 19 | 27 |
| 2F-06-10 | 11/16"X16 | 1"X14 | O012 | 11.2 | 13.5 | 43.7 | 24 | 30 |
| 2F-08-06 | 13/16"X16 | 11/16"X16 | O014 | 13 | 10 | 41 | 22 | 22 |
| 2F-08 | 13/16"X16 | 13/16"X16 | O014 | 13 | 11 | 43 | 22 | 27 |
| 2F-08-10 | 13/16"X16 | 1"X14 | O014 | 13 | 13.5 | 45.5 | 24 | 30 |
| 2F-08-12 | 13/16"X16 | 1.3/16"X12 | O014 | 13 | 15 | 49 | 30 | 36 |
| 2F-10-08 | 1"X14 | 13/16"X16 | O016 | 15.5 | 11 | 47.5 | 27 | 27 |
| 2F-10 | 1"X14 | 1"X14 | O016 | 15.5 | 13.5 | 51.5 | 27 | 30 |
| 2F-10-12 | 1"X14 | 1.3/16"X12 | O016 | 15.5 | 15 | 51.5 | 30 | 36 |
| 2F-10-16 | 1"X14 | 1.7/16"X12 | O016 | 15.5 | 15 | 56 | 36 | 41 |
| 2F-12-08 | 1.3/16"X12 | 13/16"X16 | O018 | 17 | 11 | 50.5 | 32 | 27 |
| 2F-12-10 | 1.3/16"X12 | 1"X14 | O018 | 17 | 13.5 | 54.5 | 32 | 30 |
| 2F-12 | 1.3/16"X12 | 1.3/16"X12 | O018 | 17 | 15 | 56 | 32 | 36 |
| 2F-12-16 | 1.3/16"X12 | 1.7/16"X12 | O018 | 17 | 15 | 58 | 36 | 41 |
| 2F-16-12 | 1.7/16"X12 | 1.3/16"X12 | O021 | 17.5 | 15 | 58 | 38 | 36 |
| 2F-16 | 1.7/16"X12 | 1.7/16"X12 | O021 | 17.5 | 15 | 60 | 38 | 41 |
| 2F-16-20 | 1.7/16"X12 | 1.11/16"X12 | O021 | 17.5 | 15 | 62 | 41 | 50 |
| 2F-20-16 | 1.11/16"X12 | 1.7/16"X12 | O025 | 17.5 | 15 | 58.5 | 46 | 41 |
| 2F-20 | 1.11/16"X12 | 1.11/16"X12 | O025 | 17.5 | 15 | 62 | 46 | 50 |
| 2F-20-24 | 1.11/16"X12 | 2"X12 | O025 | 17.5 | 16 | 65.5 | 50 | 60 |
| 2F-24-20 | 2"X12 | 1.11/16"X12 | O029 | 17.5 | 15 | 64 | 55 | 50 |
| 2F-24 | 2"X12 | 2"X12 | O029 | 17.5 | 16 | 64 | 55 | 60 |

B

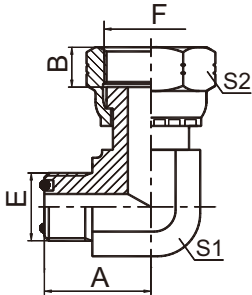
45°弯美制ORFS 外螺纹O形圈平面密封 / ORFS内螺纹
45° ELBOW ORFS MALE O-RING / ORFS FEMALE



2F4

| 代号 PART NO. | 螺纹 THREAD | | O形圈 O-RING | 尺寸 DIMENSIONS | | | |
|----------------|-------------|-------------|------------|---------------|-----|----|----|
| | E | F | | A | B | S1 | S2 |
| 2F4-04 | 9/16X18 | 9/16X18 | O011 | 18.3 | 8.5 | 14 | 19 |
| 2F4-06 | 11/16"X16 | 11/16"X16 | O012 | 20.5 | 10 | 19 | 22 |
| 2F4-08 | 13/16"X16 | 13/16"X16 | O014 | 24 | 11 | 22 | 27 |
| 2F4-10 | 1"X14 | 1"X14 | O016 | 28 | 15 | 27 | 30 |
| 2F4-12 | 1.3/16"X12 | 1.3/16"X12 | O018 | 30.7 | 15 | 30 | 36 |
| 2F4-16 | 1.7/16"X12 | 1.7/16"X12 | O021 | 33 | 15 | 36 | 41 |
| 2F4-20 | 1.11/16"X12 | 1.11/16"X12 | O025 | 35.5 | 15 | 41 | 50 |

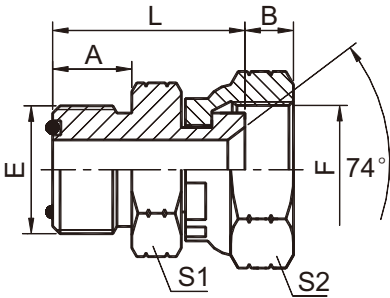
90°弯美制ORFS 外螺纹O形圈平面密封 / ORFS内螺纹
90° ELBOW ORFS MALE O-RING / ORFS FEMALE



2F9

| 代号 PART NO. | 螺纹 THREAD | | O形圈 O-RING | 尺寸 DIMENSIONS | | | |
|----------------|-------------|-------------|------------|---------------|-----|----|----|
| | E | F | | A | B | S1 | S2 |
| 2F9-04 | 9/16X18 | 9/16X18 | O011 | 23 | 8.5 | 14 | 19 |
| 2F9-04-06 | 9/16X18 | 11/16"X16 | O011 | 23 | 10 | 14 | 22 |
| 2F9-06-04 | 11/16"X16 | 9/16X18 | O012 | 27.5 | 8.5 | 19 | 19 |
| 2F9-06 | 11/16"X16 | 11/16"X16 | O012 | 27.5 | 10 | 19 | 22 |
| 2F9-06-08 | 11/16"X16 | 13/16"X16 | O012 | 27 | 11 | 19 | 27 |
| 2F9-08-06 | 13/16"X16 | 11/16"X16 | O014 | 31 | 10 | 22 | 22 |
| 2F9-08 | 13/16"X16 | 13/16"X16 | O014 | 31 | 11 | 22 | 27 |
| 2F9-10-08 | 1"X14 | 13/16"X16 | O016 | 36.5 | 11 | 27 | 27 |
| 2F9-10 | 1"X14 | 1"X14 | O016 | 36.5 | 15 | 27 | 30 |
| 2F9-10-12 | 1"X14 | 1.3/16"X12 | O016 | 36.5 | 15 | 27 | 36 |
| 2F9-12 | 1.3/16"X12 | 1.3/16"X12 | O018 | 41 | 15 | 30 | 36 |
| 2F9-12-16 | 1.3/16"X12 | 1.7/16"X12 | O018 | 42.5 | 15 | 33 | 41 |
| 2F9-16-12 | 1.7/16"X12 | 1.3/16"X12 | O021 | 44.5 | 15 | 36 | 36 |
| 2F9-16 | 1.7/16"X12 | 1.7/16"X12 | O021 | 44.5 | 15 | 36 | 41 |
| 2F9-20 | 1.11/16"X12 | 1.11/16"X12 | O025 | 44.5 | 15 | 41 | 50 |
| 2F9-24 | 2"X12 | 2"X12 | O029 | 53.5 | 15 | 50 | 60 |

ORFS 外螺纹 /JIC 内螺纹 74°内锥
ORFS MALE/JIC FEMALE 74°SEAT

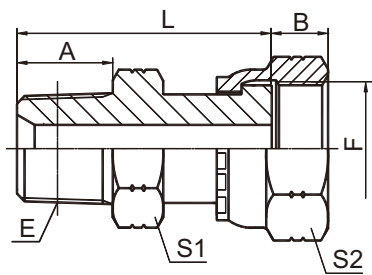


2FJ

| 代 号 PART NO. | 螺 纹 THREAD | | O形圈 O-RING | 尺 寸 DIMENSIONS | | | | |
|-----------------|-------------|------------|------------|----------------|------|------|----|----|
| | E | F | E端 | A | B | L | S1 | S2 |
| 2FJ-04 | 9/16X18 | 7/16"X20 | O011 | 10 | 9 | 24 | 17 | 17 |
| 2FJ-04-06 | 9/16X18 | 9/16X18 | O011 | 10 | 10.5 | 25 | 17 | 19 |
| 2FJ-06-04 | 11/16"X16 | 7/16"X20 | O012 | 11.2 | 9 | 25.5 | 19 | 17 |
| 2FJ-06 | 11/16"X16 | 9/16"X18 | O012 | 11.2 | 10.5 | 26 | 19 | 19 |
| 2FJ-06-08 | 11/16"X16 | 3/4"X16 | O012 | 11.2 | 10.5 | 30 | 19 | 24 |
| 2FJ-08-06 | 13/16"X16 | 9/16"X18 | O014 | 13 | 10.5 | 28 | 22 | 19 |
| 2FJ-08 | 13/16"X16 | 3/4"X16 | O014 | 13 | 10.5 | 31.5 | 22 | 24 |
| 2FJ-08-10 | 13/16"X16 | 7/8"X14 | O014 | 13 | 12 | 34 | 22 | 27 |
| 2FJ-10-08 | 1"X14 | 3/4"X16 | O016 | 15.5 | 10.5 | 36 | 27 | 24 |
| 2FJ-10 | 1"X14 | 7/8"X14 | O016 | 15.5 | 12 | 36.5 | 27 | 27 |
| 2FJ-10-12 | 1"X14 | 1.1/16"X12 | O016 | 15.5 | 15 | 39 | 27 | 32 |
| 2FJ-12-10 | 1.3/16"X12 | 7/8"X14 | O018 | 17 | 12 | 39 | 32 | 27 |
| 2FJ-12 | 1.3/16"X12 | 1.1/16"X12 | O018 | 17 | 15 | 40.5 | 32 | 32 |
| 2FJ-12-16 | 1.3/16"X12 | 1.5/16"X12 | O018 | 17 | 16 | 40.5 | 32 | 41 |
| 2FJ-16-12 | 1.7/16"X12 | 1.1/16"X12 | O021 | 17.5 | 15 | 41 | 38 | 32 |
| 2FJ-16 | 1.7/16"X12 | 1.5/16"X12 | O021 | 17.5 | 16 | 41 | 38 | 41 |
| 2FJ-20 | 1.11/16"X12 | 1.5/8"X12 | O025 | 17.5 | 17 | 47.5 | 46 | 50 |
| 2FJ-24 | 2"X12 | 1.7/8"X12 | O029 | 17.5 | 20 | 50 | 55 | 55 |

B

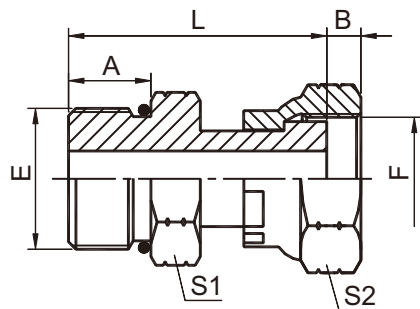
美制布锥管外螺纹 /ORFS 内螺纹
NPT MALE/ORFS FEMALE



2NF

| 代 号 PART NO. | 螺 纹 THREAD | | 尺 寸 DIMENSIONS | | | | |
|-----------------|--------------|-------------|-----------------|-----|------|----|----|
| | E | F | A | B | L | S1 | S2 |
| 2NF-02-04 | Z1/8"X27 | 9/16"X18 | 10.5 | 8.5 | 32 | 14 | 19 |
| 2NF-04 | Z1/4"X18 | 9/16"X18 | 15 | 8.5 | 36.5 | 17 | 19 |
| 2NF-04-06 | Z1/4"X18 | 11/16"X16 | 15 | 10 | 39.5 | 17 | 22 |
| 2NF-06 | Z3/8"X18 | 11/16"X16 | 16 | 10 | 40.5 | 19 | 22 |
| 2NF-06-08 | Z3/8"X18 | 13/16"X16 | 16 | 11 | 42.5 | 19 | 27 |
| 2NF-08 | Z1/2"X14 | 13/16"X16 | 19.5 | 11 | 48 | 22 | 27 |
| 2NF-08-10 | Z1/2"X14 | 1"X14 | 19.5 | 13 | 52 | 24 | 30 |
| 2NF-12 | Z3/4"X14 | 1.3/16"X12 | 19.5 | 15 | 55.5 | 30 | 36 |
| 2NF-12-16 | Z3/4"X14 | 1.7/16"X12 | 19.5 | 15 | 58.5 | 36 | 41 |
| 2NF-16 | Z1"X11.5 | 1.7/16"X12 | 25.5 | 15 | 64.5 | 36 | 41 |
| 2NF-16-20 | Z1"X11.5 | 1.11/16"X12 | 25.5 | 15 | 66 | 41 | 50 |
| 2NF-20 | Z1.1/4"X11.5 | 1.11/16"X12 | 26.5 | 15 | 67 | 46 | 50 |
| 2NF-24 | Z1.1/2"X11.5 | 2"X12 | 27.5 | 15 | 72.5 | 50 | 60 |

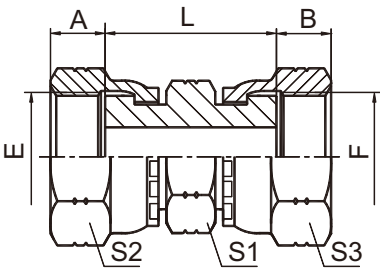
美制 SAE 外螺纹带O形圈重系列ISO 11926-2 / ORFS内螺纹
SAEO-RING BOSS S-SERIES ISO 11926-2 / ORFS FEMALE



2OF

| 代号 PART NO. | 螺纹 THREAD | | O形圈 O-RING | 尺寸 DIMENSIONS | | | | |
|----------------|------------|-------------|------------|---------------|------|------|----|----|
| | E | F | E端 | A | B | L | S1 | S2 |
| 2OF-04 | 7/16"X20 | 9/16"X18 | O904 | 11 | 8.5 | 32.5 | 17 | 19 |
| 2OF-04-06 | 7/16"X20 | 11/16"X16 | O904 | 11 | 10 | 35.5 | 17 | 22 |
| 2OF-06-04 | 9/16"X18 | 9/16"X18 | O906 | 12 | 8.5 | 33.5 | 17 | 19 |
| 2OF-06 | 9/16"X18 | 11/16"X16 | O906 | 12 | 10 | 36.5 | 19 | 22 |
| 2OF-06-08 | 9/16"X18 | 13/16"X16 | O906 | 12 | 11 | 38.5 | 19 | 27 |
| 2OF-08-06 | 3/4"X16 | 11/16"X16 | O908 | 14 | 10 | 40.5 | 22 | 22 |
| 2OF-08 | 3/4"X16 | 13/16"X16 | O908 | 14 | 11 | 42.5 | 22 | 27 |
| 2OF-10-08 | 7/8"X14 | 13/16"X16 | O910 | 16 | 11 | 46.5 | 27 | 27 |
| 2OF-10 | 7/8"X14 | 1"X14 | O910 | 16 | 13.5 | 50.5 | 27 | 30 |
| 2OF-12-10 | 1.1/16"X12 | 1"X14 | O912 | 18.5 | 13.5 | 54 | 32 | 30 |
| 2OF-12 | 1.1/16"X12 | 1.3/16"X12 | O912 | 18.5 | 15 | 56 | 32 | 36 |
| 2OF-16-12 | 1.5/16"X12 | 1.3/16"X12 | O916 | 18.5 | 15 | 55.5 | 38 | 36 |
| 2OF-16 | 1.5/16"X12 | 1.7/16"X12 | O916 | 18.5 | 15 | 57.5 | 38 | 41 |
| 2OF-20-16 | 1.5/8"X12 | 1.7/16"X12 | O920 | 18.5 | 15 | 61.5 | 50 | 41 |
| 2OF-20 | 1.5/8"X12 | 1.11/16"X12 | O920 | 18.5 | 15 | 65 | 50 | 50 |
| 2OF-24 | 2"X12 | 1.7/8"X12 | O924 | 18.5 | 16 | 65 | 55 | 60 |

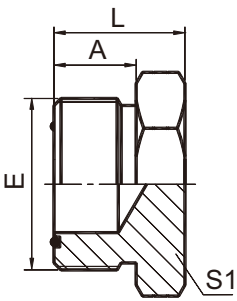
美制 ORFS 内螺纹平面
ORFS FEMALE FLAT



3F

| 代 号 PART NO. | 螺 纹 THREAD | | 尺 寸 DIMENSIONS | | | | |
|-----------------|-------------|-------------|----------------|------|------|----|-------|
| | E | F | A | B | L | S1 | S2,S3 |
| 3F-04 | 9/16"X18 | 9/16"X18 | 8.5 | 8.5 | 33.5 | 19 | 19 |
| 3F-06 | 11/16"X16 | 11/16"X16 | 10 | 10 | 40.5 | 22 | 22 |
| 3F-08 | 13/16"X16 | 13/16"X16 | 11 | 11 | 44.5 | 27 | 27 |
| 3F-10 | 1"X14 | 1"X14 | 13.5 | 13.5 | 52.5 | 30 | 30 |
| 3F-12 | 1.3/16"X12 | 1.3/16"X12 | 15 | 15 | 56 | 36 | 36 |
| 3F-16 | 1.7/16"X12 | 1.7/16"X12 | 15 | 15 | 60 | 41 | 41 |
| 3F-20 | 1.11/16"X12 | 1.11/16"X12 | 15 | 15 | 59.5 | 50 | 50 |
| 3F-24 | 2"X12 | 2"X12 | 16 | 16 | 64 | 60 | 60 |

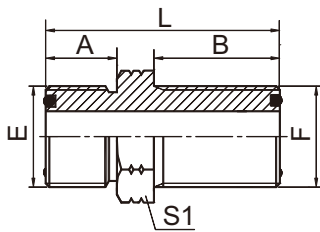
美制ORFS外螺纹 O形圈平面密封堵头
ORFS MALE O-RING PLUG



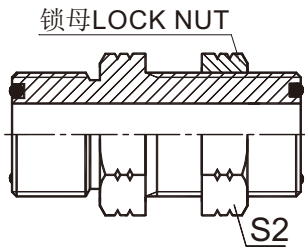
4F

| 代 号 PART NO. | 螺 纹 THREAD | O形圈 O-RING | 尺 寸 DIMENSIONS | | |
|-----------------|-------------|------------|----------------|------|----|
| | E | E端 | A | L | S1 |
| 4F-04 | 9/16"X18 | O011 | 9.8 | 16.8 | 17 |
| 4F-06 | 11/16"X16 | O012 | 11.2 | 19.2 | 19 |
| 4F-08 | 13/16"X16 | O014 | 12.8 | 21.8 | 22 |
| 4F-10 | 1"X14 | O016 | 15.5 | 25.9 | 27 |
| 4F-12 | 1.3/16"X12 | O018 | 17 | 27.4 | 32 |
| 4F-16 | 1.7/16"X12 | O021 | 17.5 | 27.9 | 38 |
| 4F-20 | 1.11/16"X12 | O025 | 17.5 | 27.9 | 46 |
| 4F-24 | 2"X12 | O029 | 17.5 | 27.9 | 55 |

美制 ORFS 外螺纹O形圈平面密封过板接头
ORFS MALE O-RING BULKHEAD



6F



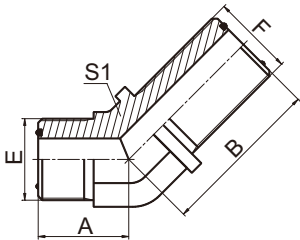
6F-LN

| 代号 PART NO. | 螺 纹 THREAD | | O形圈 O-RING | | 尺 寸 DIMENSIONS | | | | |
|----------------|-------------|-------------|------------|------|----------------|------|------|----|----|
| | E | F | E端 | F端 | A | B | L | S1 | S2 |
| 6F-04 | 9/16"X18 | 9/16"X18 | O011 | O011 | 9.8 | 31.5 | 48.2 | 22 | 22 |
| 6F-06 | 11/16"X16 | 11/16"X16 | O012 | O012 | 11.2 | 34 | 53.2 | 27 | 27 |
| 6F-08 | 13/16"X16 | 13/16"X16 | O014 | O014 | 12.8 | 36.5 | 58.3 | 30 | 30 |
| 6F-10 | 1"X14 | 1"X14 | O016 | O016 | 15.5 | 40.6 | 66.6 | 36 | 36 |
| 6F-12 | 1.3/16"X12 | 1.3/16"X12 | O018 | O018 | 17 | 41.7 | 69.2 | 38 | 38 |
| 6F-16 | 1.7/16"X12 | 1.7/16"X12 | O021 | O021 | 17.5 | 42.2 | 70.2 | 46 | 46 |
| 6F-20 | 1.11/16"X12 | 1.11/16"X12 | O025 | O025 | 17.5 | 42.2 | 70.2 | 50 | 50 |
| 6F-24 | 2"X12 | 2"X12 | O029 | O029 | 17.5 | 42.2 | 70.2 | 60 | 60 |

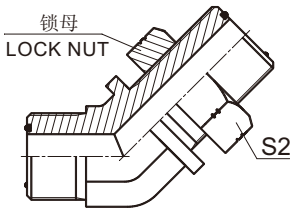
注：如需带锁母订货，则请在代号后加 “LN”，如6F-16LN，锁母代号为 8F。

Note: In case if you are interested to order the adapter with lock nut,please insert suffix "LN" after our part no.,for example 6F-16LN, The lock nut no. is 8F.

45°弯 美制 ORFS 外螺纹O形圈平面密封过板接头
45° ELBOW ORFS MALE O-RING BULKHEAD



6F4



6F4-LN

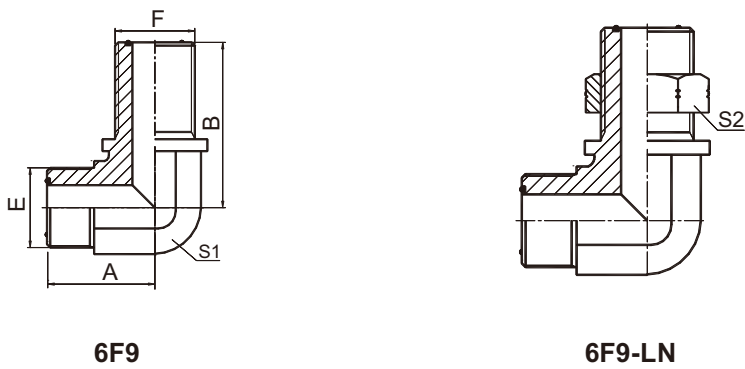
| 代号 PART NO. | 螺 纹 THREAD | | O形圈 O-RING | | 尺 寸 DIMENSIONS | | | |
|----------------|------------|------------|------------|------|----------------|------|----|----|
| | E | F | E端 | F端 | A | B | S1 | S2 |
| 6F4-04 | 9/16"X18 | 9/16"X18 | O011 | O011 | 18.5 | 42.4 | 14 | 22 |
| 6F4-06 | 11/16"X16 | 11/16"X16 | O012 | O012 | 20.5 | 48.5 | 19 | 27 |
| 6F4-08 | 13/16"X16 | 13/16"X16 | O014 | O014 | 24 | 51 | 22 | 30 |
| 6F4-10 | 1"X14 | 1"X14 | O016 | O016 | 28 | 56.6 | 27 | 36 |
| 6F4-12 | 1.3/16"X12 | 1.3/16"X12 | O018 | O018 | 30.7 | 60.7 | 30 | 38 |
| 6F4-16 | 1.7/16"X12 | 1.7/16"X12 | O021 | O021 | 33 | 65.2 | 36 | 46 |

注：如需带锁母订货，则请在代号后加 “LN”，如6F4-16LN，锁母代号为 8F。

Note: In case if you are interested to order the adapter with lock nut,please insert suffix "LN" after our part no.,for example 6F4-16LN, The lock nut no. is 8F.

90°弯 美制 ORFS外螺纹 O形圈平面密封过板接头
 90° ELBOW ORFS MALE O-RING BULKHEAD

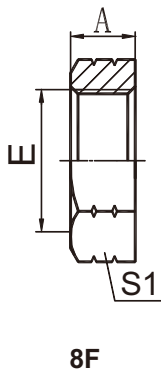
B



| 代号 PART NO. | 螺纹 THREAD | | O形圈 O-RING | | 尺寸 DIMENSIONS | | | |
|----------------|-------------|-------------|------------|------|---------------|------|----|----|
| | E | F | E端 | F端 | A | B | S1 | S2 |
| 6F9-04 | 9/16"X18 | 9/16"X18 | O011 | O011 | 23 | 47 | 14 | 22 |
| 6F9-06 | 11/16"X16 | 11/16"X16 | O012 | O012 | 27.5 | 52 | 19 | 27 |
| 6F9-08 | 13/16"X16 | 13/16"X16 | O014 | O014 | 31 | 55.5 | 22 | 30 |
| 6F9-10 | 1"X14 | 1"X14 | O016 | O016 | 36.5 | 63 | 27 | 36 |
| 6F9-12 | 1.3/16"X12 | 1.3/16"X12 | O018 | O018 | 38.5 | 67.2 | 30 | 38 |
| 6F9-16 | 1.7/16"X12 | 1.7/16"X12 | O021 | O021 | 44.5 | 71.2 | 36 | 46 |
| 6F9-20 | 1.11/16"X12 | 1.11/16"X12 | O025 | O025 | 47.5 | 75.5 | 41 | 50 |
| 6F9-24 | 2"X12 | 2"X12 | O029 | O029 | 53.5 | 79.5 | 50 | 60 |

注：如需带锁母订货，则请在代号后加 “LN”，如6F9-16LN，锁母代号为 8F。
 Note: In case if you are interested to order the adaptor with lock nut,please insert suffix "LN" after our part no.,for example 6F9-16LN, The lock nut no. is 8F.

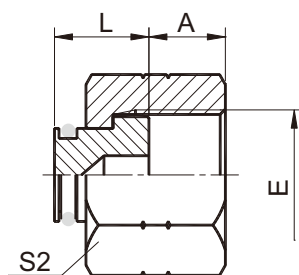
美制 ORFS 螺纹锁母
 ORFS LOCK NUT



| 代号 PART NO. | 螺纹 THREAD | 尺寸 DIMENSIONS | |
|----------------|-------------|---------------|----|
| | E | A | S1 |
| 8F-04 | 9/16"X18 | 7 | 22 |
| 8F-06 | 11/16"X16 | 8 | 27 |
| 8F-08 | 13/16"X16 | 9 | 30 |
| 8F-10 | 1"X14 | 10.4 | 36 |
| 8F-12 | 1.3/16"X12 | 10.4 | 38 |
| 8F-16 | 1.7/16"X12 | 10.4 | 46 |
| 8F-20 | 1.11/16"X12 | 10.4 | 50 |
| 8F-24 | 2"X12 | 10.4 | 60 |

注：8F-04 与 8J-06 同。 Note: 8F-04 is the same as 8J-06.

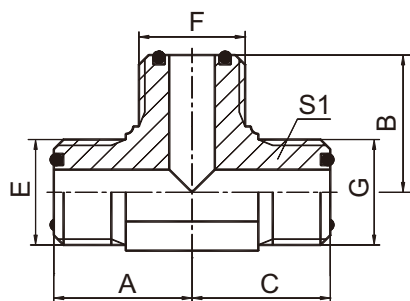
美制 ORFS 内螺纹平面堵头
ORFS FEMALE FLAT PLUG



9F

| 代号 PART NO. | 螺纹 THREAD | 尺寸 DIMENSIONS | | | |
|----------------|-------------|---------------|------|----|--|
| | E | A | L | S2 | |
| 9F-04 | 9/16"X18 | 8.5 | 10.5 | 19 | |
| 9F-06 | 11/16"X16 | 10 | 13 | 22 | |
| 9F-08 | 13/16"X16 | 11 | 14 | 27 | |
| 9F-10 | 1"X14 | 13.5 | 16 | 30 | |
| 9F-12 | 1.3/16"X12 | 15 | 15 | 36 | |
| 9F-16 | 1.7/16"X12 | 15 | 18 | 41 | |
| 9F-20 | 1.11/16"X12 | 15 | 19 | 50 | |
| 9F-24 | 2"X12 | 16 | 21 | 60 | |

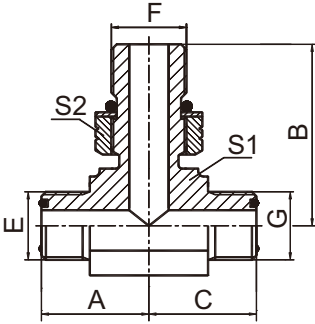
美制ORFS外螺纹 O形圈平面密封三通
ORFS MALE O-RING TEE



AF

| 代号 PART NO. | 螺纹 THREAD | | | O形圈 O-RING | | | 尺寸 DIMENSIONS | | | |
|----------------|-------------|-------------|-------------|------------|------|------|---------------|------|------|----|
| | E | F | G | E端 | F端 | G端 | A | B | C | S1 |
| AF-04 | 9/16"X18 | 9/16"X18 | 9/16"X18 | O011 | O011 | O011 | 23 | 23 | 23 | 14 |
| AF-06 | 11/16"X16 | 11/16"X16 | 11/16"X16 | O012 | O012 | O012 | 27 | 27 | 27 | 19 |
| AF-08 | 13/16"X16 | 13/16"X16 | 13/16"X16 | O014 | O014 | O014 | 31 | 31 | 31 | 22 |
| AF-10 | 1"X14 | 1"X14 | 1"X14 | O016 | O016 | O016 | 36.5 | 36.5 | 36.5 | 27 |
| AF-12 | 1.3/16"X12 | 1.3/16"X12 | 1.3/16"X12 | O018 | O018 | O018 | 40.3 | 40.3 | 40.3 | 30 |
| AF-16 | 1.7/16"X12 | 1.7/16"X12 | 1.7/16"X12 | O021 | O021 | O021 | 44.5 | 44.5 | 44.5 | 36 |
| AF-20 | 1.11/16"X12 | 1.11/16"X12 | 1.11/16"X12 | O025 | O025 | O025 | 47.5 | 47.5 | 47.5 | 41 |
| AF-24 | 2"X12 | 2"X12 | 2"X12 | O029 | O029 | O029 | 53.5 | 53.5 | 53.5 | 50 |

美制ORFS外螺纹 O形圈平面密封 /美制SAE 外螺纹带O形圈重系列 ISO 11926-2 三通
 ORFS MALE O-RING / SAE O-RING BOSS S- SERIES ISO 11926-2 BRANCH TEE

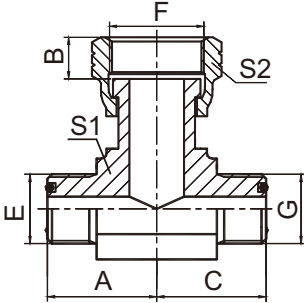


AFOF-OG

| 代 号 PART NO. | 螺 纹 THREAD | | | O形圈 O-RING | | | 尺 寸 DIMENSIONS | | | | |
|-----------------|-------------|------------|-------------|------------|------|------|----------------|------|------|----|----|
| | E | F | G | E端 | F端 | G端 | A | B | C | S1 | S2 |
| AFOF-04OG | 9/16"X18 | 7/16"X20 | 9/16"X18 | O011 | O904 | O011 | 23 | 30.3 | 23 | 14 | 17 |
| AFOF-04-06-04OG | 9/16"X18 | 9/16"X18 | 9/16"X18 | O011 | O906 | O011 | 23 | 32 | 23 | 14 | 19 |
| AFOF-06OG | 11/16"X16 | 9/16"X18 | 11/16"X16 | O012 | O906 | O012 | 27.5 | 35.5 | 27.5 | 19 | 19 |
| AFOF-06-08-06OG | 11/16"X16 | 3/4"X16 | 11/16"X16 | O012 | O908 | O012 | 27 | 38 | 27 | 19 | 24 |
| AFOF-08OG | 13/16"X16 | 3/4"X16 | 13/16"X16 | O014 | O908 | O014 | 31 | 40.5 | 31 | 22 | 24 |
| AFOF-08-10-08OG | 13/16"X16 | 7/8"X14 | 13/16"X16 | O014 | O910 | O014 | 31 | 45.3 | 31 | 22 | 27 |
| AFOF-08-12-08OG | 13/16"X16 | 1.1/16"X12 | 13/16"X16 | O014 | O912 | O014 | 34.5 | 54 | 34.5 | 27 | 32 |
| AFOF-10OG | 1"X14 | 7/8"X14 | 1"X14 | O016 | O910 | O016 | 36.5 | 50.8 | 36.5 | 27 | 27 |
| AFOF-10-12-10OG | 1"X14 | 1.1/16"X12 | 1"X14 | O016 | O912 | O016 | 36.5 | 52 | 36.5 | 27 | 32 |
| AFOF-12OG | 1.3/16"X12 | 1.1/16"X12 | 1.3/16"X12 | O018 | O912 | O018 | 40.3 | 55.3 | 40.3 | 30 | 32 |
| AFOF-16OG | 1.7/16"X12 | 1.5/16"X12 | 1.7/16"X12 | O021 | O916 | O021 | 41.5 | 59.3 | 41.5 | 36 | 41 |
| AFOF-20OG | 1.11/16"X12 | 1.5/8"X12 | 1.11/16"X12 | O025 | O920 | O025 | 47.5 | 60.5 | 47.5 | 41 | 50 |
| AFOF-24OG | 2"X12 | 1.7/8"X12 | 2"X12 | O029 | O924 | O029 | 53.5 | 68 | 53.5 | 50 | 55 |

注：F端与ISO 11926-1 油口相配。 Note： F end is connected with ISO 11926-1 port.

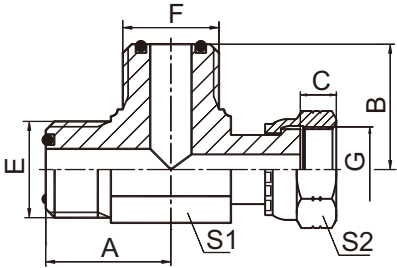
ORFS外螺纹/ORFS内螺纹/ORFS外螺纹
ORFS MALE/ORFS FEMALE/ORFS MALE



BF

| 代 号 PART NO. | 螺 纹 THREAD | | | O形圈 O-RING | | 尺 寸 DIMENSIONS | | | | |
|-----------------|-------------|-------------|-------------|------------|------------|----------------|------|------|----|----|
| | E | F | G | E端 | G端 | A | B | C | S1 | S2 |
| BF-04 | 9/16"X18 | 9/16"X18 | 9/16"X18 | 7.65X1.78 | 7.65X1.78 | 23 | 8.5 | 23 | 14 | 19 |
| BF-06 | 11/16"X16 | 11/16"X16 | 11/16"X16 | 9.25X1.78 | 9.25X1.78 | 27 | 10 | 27 | 19 | 22 |
| BF-08 | 13/16"X16 | 13/16"X16 | 13/16"X16 | 12.42X1.78 | 12.42X1.78 | 31 | 11 | 31 | 22 | 27 |
| BF-10 | 1"X14 | 1"X14 | 1"X14 | 15.6X1.78 | 15.6X1.78 | 36.5 | 13.5 | 36.5 | 27 | 30 |
| BF-12 | 1.3/16"X12 | 1.3/16"X12 | 1.3/16"X12 | 18.77X1.78 | 18.77X1.78 | 40.3 | 15 | 40.3 | 30 | 36 |
| BF-16 | 1.7/16"X12 | 1.7/16"X12 | 1.7/16"X12 | 23.52X1.78 | 23.52X1.78 | 44.5 | 15 | 44.5 | 36 | 41 |
| BF-20 | 1.11/16"X12 | 1.11/16"X12 | 1.11/16"X12 | 29.87X1.78 | 29.87X1.78 | 47.5 | 15 | 47.5 | 41 | 50 |
| BF-24 | 2"X12 | 2"X12 | 2"X12 | 37.82X1.78 | 37.82X1.78 | 53.5 | 15 | 53.5 | 50 | 60 |

美制ORFS外螺纹 O形圈平面密封 /美制ORFS 内螺纹平面三通
ORFS MALE O-RING / ORFS FEMALE RUN TEE

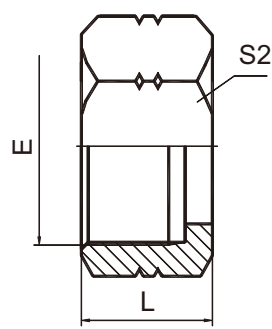


CF

| 代 号 PART NO. | 螺 纹 THREAD | | | O形圈 O-RING | | 尺 寸 DIMENSIONS | | | | |
|-----------------|-------------|-------------|-------------|------------|------|----------------|------|------|----|----|
| | E | F | G | E端 | F端 | A | B | C | S1 | S2 |
| CF-04 | 9/16"X18 | 9/16"X18 | 9/16"X18 | O011 | O011 | 23 | 23 | 8.5 | 14 | 19 |
| CF-06 | 11/16"X16 | 11/16"X16 | 11/16"X16 | O012 | O012 | 27.5 | 27.5 | 10 | 19 | 22 |
| CF-08 | 13/16"X16 | 13/16"X16 | 13/16"X16 | O014 | O014 | 31 | 31 | 11 | 22 | 27 |
| CF-10 | 1"X14 | 1"X14 | 1"X14 | O016 | O016 | 36.5 | 36.5 | 13.5 | 27 | 30 |
| CF-12 | 1.3/16"X12 | 1.3/16"X12 | 1.3/16"X12 | O018 | O018 | 40.3 | 40.3 | 15 | 30 | 36 |
| CF-16 | 1.7/16"X12 | 1.7/16"X12 | 1.7/16"X12 | O021 | O021 | 44.5 | 44.5 | 15 | 36 | 41 |
| CF-20 | 1.11/16"X12 | 1.11/16"X12 | 1.11/16"X12 | O025 | O025 | 47.5 | 47.5 | 15 | 41 | 50 |
| CF-24 | 2"X12 | 2"X12 | 2"X12 | O029 | O029 | 53.5 | 53.5 | 15 | 50 | 60 |

ORFS 螺母
ORFS TUBE END NUT

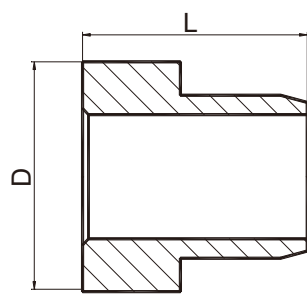
B



NB200-F

| 代 号 PART NO. | 螺 纹 E | 英制衬套INCH SLEEVE | | 公制衬套METRIC SLEEVE | | 尺寸DIMENSIONS | |
|-----------------|-------------|-----------------|-----------|-------------------|-----------|--------------|----|
| | THREAD | 管子外径 O.D. | 衬套代号 NO. | 管子外径 O.D. | 衬套代号 NO. | L | S2 |
| NB200-04F | 9/16"X18 | 1/4" | NB300-04F | 6 | NB500-06F | 14.7 | 19 |
| NB200-06F | 11/16"X16 | 3/8" | NB300-06F | 10 | NB500-10F | 17 | 22 |
| NB200-08F | 13/16"X16 | 1/2" | NB300-08F | 12 | NB500-12F | 21 | 27 |
| NB200-10F | 1"X14 | 5/8" | NB300-10F | 16 | NB500-16F | 23.5 | 30 |
| NB200-12F | 1.3/16"X12 | 3/4" | NB300-12F | 20 | NB500-20F | 26 | 36 |
| NB200-16F | 1.7/16"X12 | 1" | NB300-16F | 25 | NB500-25F | 27.8 | 41 |
| NB200-20F | 1.11/16"X12 | 1.1/4" | NB300-20F | 30 | NB500-30F | 27.8 | 50 |
| NB200-24F | 2"X12 | 1.1/2" | NB300-24F | 38 | NB500-38F | 27.8 | 60 |

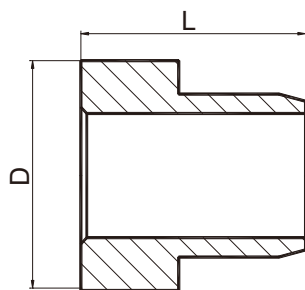
ORFS 英制管衬套
ORFS INCH SLEEVE



NB300-F

| 代 号 PART NO. | 螺 纹 THREAD | 管子外径 TUBE O.D. | 尺 寸 DIMENSIONS | |
|-----------------|-------------|----------------|----------------|------|
| | | in | D | L |
| NB300-04F | 9/16"X18 | 1/4" | 12.8 | 8.5 |
| NB300-06F | 11/16"X16 | 3/8" | 15.8 | 8.5 |
| NB300-08F | 13/16"X16 | 1/2" | 18.9 | 8.5 |
| NB300-10F | 1"X14 | 5/8" | 23.4 | 9 |
| NB300-12F | 1.3/16"X12 | 3/4" | 27.9 | 12.5 |
| NB300-16F | 1.7/16"X12 | 1" | 34.2 | 14 |
| NB300-20F | 1.11/16"X12 | 1.1/4" | 40.6 | 14 |
| NB300-24F | 2"X12 | 1.1/2" | 48.5 | 14 |

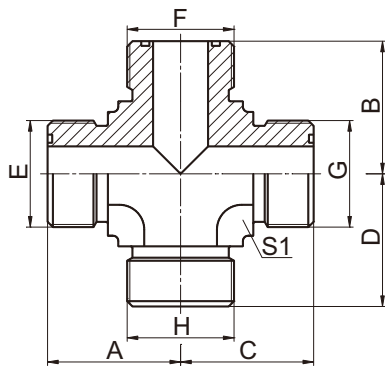
ORFS 公制管衬套
ORFSMETRIC SLEEVE



NB500-F

| 代号 PART NO. | 螺纹 THREAD | 管子外径 TUBE O.D. | 尺寸 DIMENSIONS | |
|----------------|-------------|----------------|---------------|------|
| | | MM | D | L |
| NB500-06F | 9/16"X18 | 6 | 12.8 | 8.5 |
| NB500-10F | 11/16"X16 | 10 | 15.8 | 8.5 |
| NB500-12F | 13/16"X16 | 12 | 18.9 | 8.5 |
| NB500-16F | 1"X14 | 16 | 23.4 | 9 |
| NB500-20F | 1.3/16"X12 | 20 | 27.9 | 12.5 |
| NB500-25F | 1.7/16"X12 | 25 | 34.2 | 14 |
| NB500-30F | 1.11/16"X12 | 30 | 40.6 | 14 |
| NB500-38F | 2"X12 | 38 | 48.5 | 14 |

美制 ORFS 外螺纹
ORFS MALE

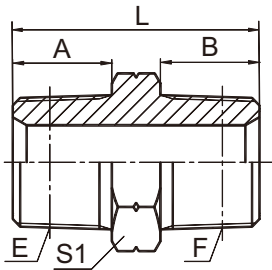


XF

| 代号 PART NO. | 螺纹 THREAD | | | | O形圈 O-RING | 尺寸 DIMENSIONS | |
|----------------|-------------|-------------|-------------|-------------|------------|---------------|----|
| | E | F | G | H | E、F、G、H端 | A、B、C、D | S1 |
| XF-04 | 9/16"X18 | 9/16"X18 | 9/16"X18 | 9/16"X18 | O011 | 21.5 | 14 |
| XF-06 | 11/16"X16 | 11/16"X16 | 11/16"X16 | 11/16"X16 | O012 | 25 | 19 |
| XF-08 | 13/16"X16 | 13/16"X16 | 13/16"X16 | 13/16"X16 | O014 | 28 | 22 |
| XF-10 | 1"X14 | 1"X14 | 1"X14 | 1"X14 | O016 | 33.5 | 27 |
| XF-12 | 1.3/16"X12 | 1.3/16"X12 | 1.3/16"X12 | 1.3/16"X12 | O018 | 37.5 | 30 |
| XF-16 | 1.7/16"X12 | 1.7/16"X12 | 1.7/16"X12 | 1.7/16"X12 | O021 | 41.5 | 36 |
| XF-20 | 1.11/16"X12 | 1.11/16"X12 | 1.11/16"X12 | 1.11/16"X12 | O025 | 44.5 | 41 |

美制布锥管外螺纹
NPT MALE

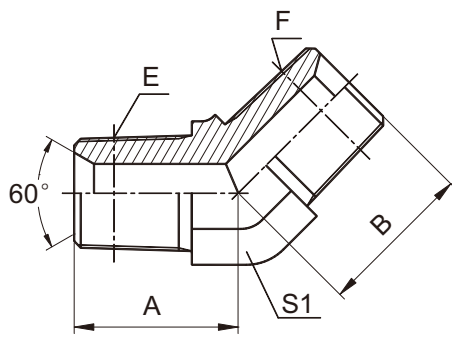
B



1N

| 代 号 PART NO. | 螺 纹 THREAD | | 尺 寸 DIMENSIONS | | | |
|-----------------|--------------|--------------|----------------|------|------|----|
| | E | F | A | B | L | S1 |
| 1N-02 | Z1/8"X27 | Z1/8"X27 | 10.5 | 10.5 | 27 | 12 |
| 1N-02-04 | Z1/8"X27 | Z1/4"X18 | 10.5 | 15 | 31 | 17 |
| 1N-02-06 | Z1/8"X27 | Z3/8"X18 | 10.5 | 16 | 32 | 19 |
| 1N-04 | Z1/4"X18 | Z1/4"X18 | 15 | 15 | 35 | 17 |
| 1N-04-06 | Z1/4"X18 | Z3/8"X18 | 15 | 16 | 37 | 19 |
| 1N-04-08 | Z1/4"X18 | Z1/2"X14 | 15 | 19.5 | 41.5 | 22 |
| 1N-06 | Z3/8"X18 | Z3/8"X18 | 16 | 16 | 38 | 19 |
| 1N-06-08 | Z3/8"X18 | Z1/2"X14 | 16 | 19.5 | 43.5 | 22 |
| 1N-06-12 | Z3/8"X18 | Z3/4"X14 | 16 | 19.5 | 45.5 | 27 |
| 1N-08 | Z1/2"X14 | Z1/2"X14 | 19.5 | 19.5 | 47 | 22 |
| 1N-08-12 | Z1/2"X14 | Z3/4"X14 | 19.5 | 19.5 | 49 | 27 |
| 1N-08-16 | Z1/2"X14 | Z1"X11.5 | 19.5 | 25.5 | 56 | 36 |
| 1N-12 | Z3/4"X14 | Z3/4"X14 | 19.5 | 19.5 | 49 | 27 |
| 1N-12-16 | Z3/4"X14 | Z1"X11.5 | 19.5 | 25.5 | 55 | 36 |
| 1N-12-20 | Z3/4"X14 | Z1.1/4"X11.5 | 19.5 | 26.5 | 59 | 46 |
| 1N-16 | Z1"X11.5 | Z1"X11.5 | 25.5 | 25.5 | 61 | 36 |
| 1N-16-20 | Z1"X11.5 | Z1.1/4"X11.5 | 25.5 | 26.5 | 64 | 46 |
| 1N-16-24 | Z1"X11.5 | Z1.1/2"X11.5 | 25.5 | 27.5 | 68 | 50 |
| 1N-20 | Z1.1/4"X11.5 | Z1.1/4"X11.5 | 26.5 | 26.5 | 65 | 46 |
| 1N-20-24 | Z1.1/4"X11.5 | Z1.1/2"X11.5 | 26.5 | 27.5 | 69 | 50 |
| 1N-24 | Z1.1/2"X11.5 | Z1.1/2"X11.5 | 27.5 | 27.5 | 69 | 50 |
| 1N-24-32 | Z1.1/2"X11.5 | Z2"X11.5 | 27.5 | 27.5 | 72 | 65 |
| 1N-32 | Z2"X11.5 | Z2"X11.5 | 27.5 | 27.5 | 71 | 65 |

45° 布锥管外螺纹 / 布锥管外螺纹
45°NPT MALE/NPT MALE

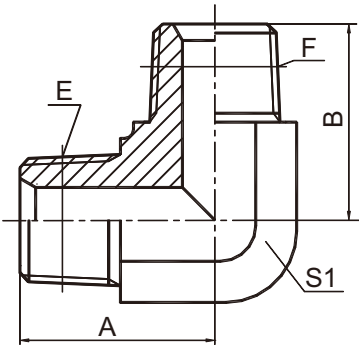


1N4

| 代号 PART NO. | 螺 纹 THREAD | | 尺 寸 DIMENSIONS | | |
|----------------|--------------|--------------|-----------------|------|----|
| | E | F | A | B | S1 |
| 1N4-02 | Z1/8"X27 | Z1/8"X27 | 17 | 17 | 11 |
| 1N4-04 | Z1/4"X18 | Z1/4"X18 | 21 | 21 | 14 |
| 1N4-06 | Z3/8"X18 | Z3/8"X18 | 24 | 24 | 19 |
| 1N4-08 | Z1/2"X14 | Z1/2"X14 | 29.5 | 29.5 | 22 |
| 1N4-12 | Z3/4"X14 | Z3/4"X14 | 35 | 35 | 27 |
| 1N4-16 | Z1"X11.5 | Z1"X11.5 | 39 | 39 | 33 |
| 1N4-20 | Z1.1/4"X11.5 | Z1.1/4"X11.5 | 42.5 | 42.5 | 41 |
| 1N4-24 | Z1.1/2"X11.5 | Z1.1/2"X11.5 | 45 | 45 | 48 |
| 1N4-32 | Z2"X11.5 | Z2"X11.5 | 50 | 50 | 63 |

B

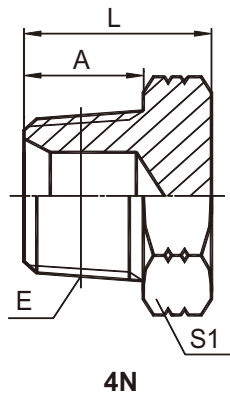
90°弯布锥管外螺纹
90° ELBOW NPT MALE



1N9

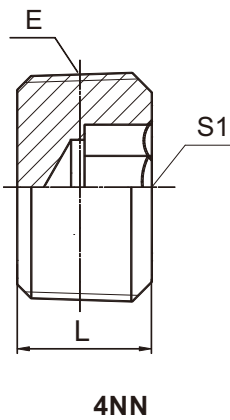
| 代 号 PART NO. | 螺 纹 THREAD | | 尺 寸 DIMENSIONS | | |
|-----------------|--------------|--------------|----------------|------|----|
| | E | F | A | B | S1 |
| 1N9-02 | Z1/8"X27 | Z1/8"X27 | 21 | 21 | 11 |
| 1N9-02-04 | Z1/8"X27 | Z1/4"X18 | 23.5 | 25.5 | 14 |
| 1N9-04 | Z1/4"X18 | Z1/4"X18 | 25.5 | 25.5 | 14 |
| 1N9-04-06 | Z1/4"X18 | Z3/8"X18 | 28 | 31 | 19 |
| 1N9-04-08 | Z1/4"X18 | Z1/2"X14 | 30.5 | 36.5 | 22 |
| 1N9-06 | Z3/8"X18 | Z3/8"X18 | 31 | 31 | 19 |
| 1N9-06-08 | Z3/8"X18 | Z1/2"X14 | 33.8 | 37.3 | 22 |
| 1N9-08 | Z1/2"X14 | Z1/2"X14 | 37.3 | 37.3 | 22 |
| 1N9-08-12 | Z1/2"X14 | Z3/4"X14 | 40 | 44 | 27 |
| 1N9-12 | Z3/4"X14 | Z3/4"X14 | 44 | 44 | 27 |
| 1N9-12-16 | Z3/4"X14 | Z1"X11.5 | 46.5 | 50 | 33 |
| 1N9-16 | Z1"X11.5 | Z1"X11.5 | 50 | 50 | 33 |
| 1N9-20 | Z1.1/4"X11.5 | Z1.1/4"X11.5 | 54 | 54 | 41 |
| 1N9-24 | Z1.1/2"X11.5 | Z1.1/2"X11.5 | 63 | 63 | 48 |
| 1N9-32 | Z2"X11.5 | Z2"X11.5 | 68 | 68 | 63 |

美制布锥管外螺纹堵头
NPT MALE PLUG



| 代号 PART NO. | 螺 纹 THREAD | 尺 寸 DIMENSIONS | | |
|----------------|--------------|----------------|------|----|
| | E | A | L | S1 |
| 4N-02 | Z1/8"X27 | 10.5 | 16 | 12 |
| 4N-04 | Z1/4"X18 | 15 | 20 | 17 |
| 4N-06 | Z3/8"X18 | 16 | 21 | 19 |
| 4N-08 | Z1/2"X14 | 19.5 | 27 | 22 |
| 4N-12 | Z3/4"X14 | 19.5 | 29.5 | 27 |
| 4N-16 | Z1"X11.5 | 25.5 | 36.5 | 36 |
| 4N-20 | Z1.1/4"X11.5 | 26.5 | 38.5 | 46 |
| 4N-24 | Z1.1/2"X11.5 | 27.5 | 43 | 50 |
| 4N-32 | Z2"X11.5 | 27.5 | 43.5 | 65 |

美布锥管外螺纹内六角堵头
NPT MALE HOLLOW HEX PLUG

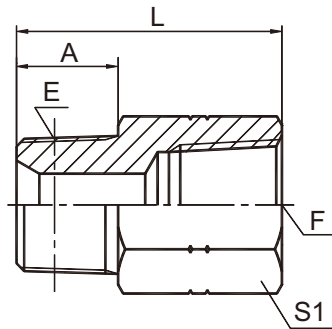


| 代号 PART NO. | 螺 纹 THREAD | 尺 寸 DIMENSIONS | |
|----------------|------------|----------------|----|
| | E | L | S1 |
| 4NN-02 | Z1/8"X27 | 8 | 5 |
| 4NN-04 | Z1/4"X18 | 10 | 6 |
| 4NN-06 | Z3/8"X18 | 12 | 8 |
| 4NN-08 | Z1/2"X14 | 15 | 10 |
| 4NN-12 | Z3/4"X14 | 16 | 12 |
| 4NN-16 | Z1"X11.5 | 18 | 17 |

B

布锥管外螺纹 / 布锥管内螺纹
NPT MALE / NPT FEMALE

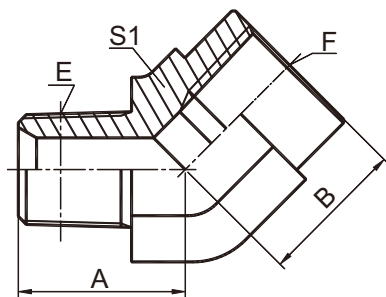
B



5N

| 代号 PART NO. | 螺纹 THREAD | | 尺寸 DIMENSIONS | | |
|----------------|--------------|--------------|---------------|------|----|
| | E | F | A | L | S1 |
| 5N-02 | Z1/8"X27 | Z1/8"X27 | 10.5 | 25.5 | 17 |
| 5N-02-04 | Z1/8"X27 | Z1/4"X18 | 10.5 | 31 | 19 |
| 5N-02-06 | Z1/8"X27 | Z3/8"X18 | 11 | 31 | 24 |
| 5N-04-02 | Z1/4"X18 | Z1/8"X27 | 15 | 22 | 17 |
| 5N-04 | Z1/4"X18 | Z1/4"X18 | 15 | 35.3 | 19 |
| 5N-04-06 | Z1/4"X18 | Z3/8"X18 | 15 | 36.6 | 24 |
| 5N-04-08 | Z1/4"X18 | Z1/2"X14 | 15 | 43 | 30 |
| 5N-06-02 | Z3/8"X18 | Z1/8"X27 | 16 | 22 | 19 |
| 5N-06-04 | Z3/8"X18 | Z1/4"X18 | 16 | 22 | 19 |
| 5N-06 | Z3/8"X18 | Z3/8"X18 | 16 | 37.6 | 24 |
| 5N-06-08 | Z3/8"X18 | Z1/2"X14 | 17 | 43.7 | 30 |
| 5N-06-12 | Z3/8"X18 | Z3/4"X14 | 17 | 47 | 36 |
| 5N-08-04 | Z1/2"X14 | Z1/4"X18 | 19.5 | 28 | 24 |
| 5N-08-06 | Z1/2"X14 | Z3/8"X18 | 19.5 | 28.5 | 24 |
| 5N-08 | Z1/2"X14 | Z1/2"X14 | 19.5 | 47.5 | 30 |
| 5N-08-12 | Z1/2"X14 | Z3/4"X14 | 19.5 | 49 | 36 |
| 5N-12-06 | Z3/4"X14 | Z3/8"X18 | 19.5 | 30.5 | 27 |
| 5N-12-08 | Z3/4"X14 | Z1/2"X14 | 19.5 | 30.5 | 27 |
| 5N-12 | Z3/4"X14 | Z3/4"X14 | 19.5 | 49 | 36 |
| 5N-12-16 | Z3/4"X14 | Z1"X11.5 | 19.5 | 55.4 | 41 |
| 5N-16-08 | Z1"X11.5 | Z1/2"X14 | 25.5 | 35.5 | 36 |
| 5N-16-12 | Z1"X11.5 | Z3/4"X14 | 25.5 | 36.5 | 36 |
| 5N-16 | Z1"X11.5 | Z1"X11.5 | 25.5 | 60.7 | 41 |
| 5N-16-20 | Z1"X11.5 | Z1.1/4"X11.5 | 25.5 | 63.5 | 50 |
| 5N-20-12 | Z1.1/4"X11.5 | Z3/4"X14 | 26.5 | 38.5 | 46 |
| 5N-20-16 | Z1.1/4"X11.5 | Z1"X11.5 | 26.5 | 41 | 46 |
| 5N-20 | Z1.1/4"X11.5 | Z1.1/4"X11.5 | 26.5 | 61.5 | 50 |
| 5N-20-24 | Z1.1/4"X11.5 | Z1.1/2"X11.5 | 26.5 | 62.5 | 60 |
| 5N-24-16 | Z1.1/2"X11.5 | Z1"X11.5 | 27.5 | 41.5 | 50 |
| 5N-24-20 | Z1.1/2"X11.5 | Z1.1/4"X11.5 | 27.5 | 41 | 50 |
| 5N-24 | Z1.1/2"X11.5 | Z1.1/2"X11.5 | 27.5 | 62.5 | 65 |
| 5N-24-32 | Z1.1/2"X11.5 | Z2"X11.5 | 27.5 | 66.5 | 70 |
| 5N-32-20 | Z2"X11.5 | Z1.1/4"X11.5 | 27.5 | 44.5 | 65 |
| 5N-32-24 | Z2"X11.5 | Z1.1/2"X11.5 | 27.5 | 45 | 65 |
| 5N-32 | Z2"X11.5 | Z2"X11.5 | 27.5 | 62.5 | 70 |

45°弯布锥管外螺纹 / 布锥管内螺纹
45° ELBOW NPT MALE / NPT FEMALE



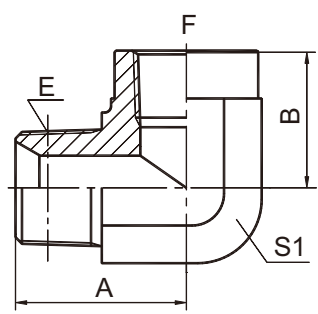
5N4

| 代 号 PART NO. | 螺 纹 THREAD | | 尺 寸 DIMENSIONS | | |
|-----------------|--------------|--------------|----------------|------|----|
| | E | F | A | B | S1 |
| 5N4-02 | Z1/8"X27 | Z1/8"X27 | 19 | 17 | 16 |
| 5N4-04 | Z1/4"X18 | Z1/4"X18 | 22 | 20 | 19 |
| 5N4-06 | Z3/8"X18 | Z3/8"X18 | 27 | 19 | 24 |
| 5N4-08 | Z1/2"X14 | Z1/2"X14 | 31.7 | 28 | 30 |
| 5N4-12 | Z3/4"X14 | Z3/4"X14 | 36.5 | 30 | 33 |
| 5N4-16 | Z1"X11.5 | Z1"X11.5 | 42.5 | 37.5 | 41 |
| 5N4-20 | Z1.1/4"X11.5 | Z1.1/4"X11.5 | 44 | 30 | 48 |
| 5N4-24 | Z1.1/2"X11.5 | Z1.1/2"X11.5 | 51 | 36 | 63 |

B

90°弯布锥管外螺纹/布锥管内螺纹
90° ELBOW NPT MALE/NPT FEMALE

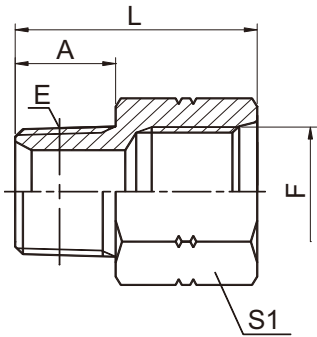
B



5N9

| 代 号 PART NO. | 螺 纹 THREAD | | 尺 寸 DIMENSIONS | | |
|-----------------|---------------|--------------|-------------------|------|----|
| | E | F | A | B | S1 |
| 5N9-02 | Z1/8"X27 | Z1/8"X27 | 24.5 | 17.8 | 16 |
| 5N9-04-02 | Z1/4"X18 | Z1/8"X27 | 26.5 | 16.8 | 16 |
| 5N9-04 | Z1/4"X18 | Z1/4"X18 | 28 | 22.4 | 19 |
| 5N9-04-06 | Z1/4"X18 | Z3/8"X18 | 31 | 25 | 24 |
| 5N9-06-04 | Z3/8"X18 | Z1/4"X18 | 31 | 22.4 | 19 |
| 5N9-06 | Z3/8"X18 | Z3/8"X18 | 33.5 | 25 | 24 |
| 5N9-08 | Z1/2"X14 | Z1/2"X14 | 41.2 | 31.2 | 30 |
| 5N9-12-08 | Z3/4"X14 | Z1/2"X14 | 45 | 31.2 | 30 |
| 5N9-12 | Z3/4"X14 | Z3/4"X14 | 45.2 | 34.5 | 33 |
| 5N9-16 | Z1"X11.5 | Z1"X11.5 | 54.5 | 41.1 | 41 |
| 5N9-20 | Z1.1/4"X11.5 | Z1.1/4"X11.5 | 63 | 43.2 | 48 |
| 5N9-24 | Z1.1/2"X11.5 | Z1.1/2"X11.5 | 71.5 | 52.8 | 63 |
| 5N9-32 | Z2"X11.5 | Z2"X11.5 | 73.5 | 62 | 65 |

布锥管外螺纹 /美制 SAE内螺纹 ISO 11926-1
NPT MALE / SAE FEMALE ISO 11926-1

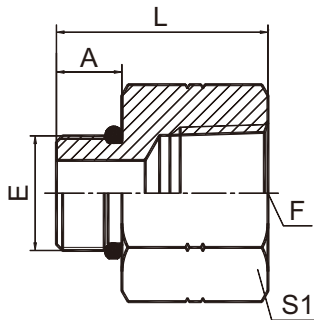


5NO

| 代 号 PART NO. | 螺 纹 THREAD | | 尺 寸 DIMENSIONS | | |
|-----------------|--------------|------------|----------------|------|----|
| | E | F | A | L | S1 |
| 5NO-02-04 | Z1/8"X27 | 7/16"X20 | 10.5 | 29.5 | 17 |
| 5NO-02-05 | Z1/8"X27 | 1/2"X20 | 10.5 | 30.5 | 17 |
| 5NO-04 | Z1/4"X18 | 7/16"X20 | 15 | 34 | 17 |
| 5NO-04-06 | Z1/4"X18 | 9/16"X18 | 15 | 36 | 19 |
| 5NO-04-08 | Z1/4"X18 | 3/4"X16 | 15 | 41 | 27 |
| 5NO-06-04 | Z3/8"X18 | 7/16"X20 | 16 | 22 | 19 |
| 5NO-06 | Z3/8"X18 | 9/16"X18 | 16 | 34.5 | 19 |
| 5NO-06-08 | Z3/8"X18 | 3/4"X16 | 16 | 40 | 24 |
| 5NO-08-06 | Z1/2"X14 | 9/16"X18 | 19.5 | 27.5 | 24 |
| 5NO-08 | Z1/2"X14 | 3/4"X16 | 19.5 | 41.5 | 27 |
| 5NO-08-10 | Z1/2"X14 | 7/8"X14 | 19.5 | 46.5 | 30 |
| 5NO-12-08 | Z3/4"X14 | 3/4"X16 | 19.5 | 29.5 | 30 |
| 5NO-12-10 | Z3/4"X14 | 7/8"X14 | 19.5 | 42.5 | 30 |
| 5NO-12 | Z3/4"X14 | 1.1/16"X12 | 19.5 | 47 | 36 |
| 5NO-16-12 | Z1"X11.5 | 1.1/16"X12 | 25.5 | 36.5 | 36 |
| 5NO-16 | Z1"X11.5 | 1.5/16"X12 | 25.5 | 53 | 41 |
| 5NO-20 | Z1.1/4"X11.5 | 1.5/8"X12 | 26.5 | 55.5 | 50 |

B

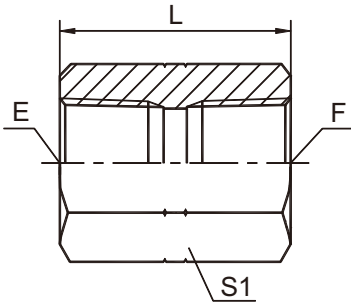
美制 SAE 外螺纹带O形圈轻系列ISO 11926-3 /布锥管内螺纹
SAE O-RING BOSS L-SERIES ISO 11926-3 / NPT FEMALE



50N

| 代号 PART NO. | 螺 纹 THREAD | | O形圈 O-RING | 尺 寸 DIMENSIONS | | |
|----------------|------------|--------------|------------|----------------|------|----|
| | E | F | | A | L | S1 |
| 50N-02 | 5/16"X24 | Z1/8"X27 | O902 | 7.54 | 24.5 | 17 |
| 50N-02-04 | 5/16"X24 | Z1/4"x18 | O902 | 7.54 | 29 | 19 |
| 50N-03-02 | 3/8"X24 | Z1/8"X27 | O903 | 7.54 | 24.5 | 17 |
| 50N-03-04 | 3/8"X24 | Z1/4"x18 | O903 | 7.54 | 29 | 19 |
| 50N-04-02 | 7/16"X20 | Z1/8"X27 | O904 | 9.1 | 24.5 | 17 |
| 50N-04 | 7/16"X20 | Z1/4"x18 | O904 | 9.1 | 30.5 | 19 |
| 50N-04-06 | 7/16"X20 | Z3/8"x18 | O904 | 9.1 | 30.7 | 24 |
| 50N-05-02 | 1/2"X20 | Z1/8"X27 | O905 | 9.1 | 26 | 17 |
| 50N-06-04 | 9/16"X18 | Z1/4"x18 | O906 | 9.9 | 31.5 | 19 |
| 50N-08-04 | 3/4"X16 | Z1/4"x18 | O908 | 11.1 | 32.5 | 22 |
| 50N-08-06 | 3/4"X16 | Z3/8"x18 | O908 | 11.1 | 34 | 22 |
| 50N-08 | 3/4"X16 | Z1/2"X14 | O908 | 11.1 | 40 | 30 |
| 50N-08-12 | 3/4"X16 | Z3/4"x14 | O908 | 11.1 | 40.1 | 36 |
| 50N-10-08 | 7/8"X14 | Z1/2"x14 | O910 | 12.7 | 41.5 | 30 |
| 50N-10-06 | 7/8"X14 | Z3/8"x18 | O910 | 12.7 | 35.5 | 27 |
| 50N-10-12 | 7/8"X14 | Z3/4"x14 | O910 | 12.7 | 41 | 36 |
| 50N-12-08 | 1.1/16"X12 | Z1/2"x14 | O912 | 15.1 | 42 | 32 |
| 50N-12 | 1.1/16"X12 | Z3/4"x14 | O912 | 15.1 | 45.5 | 36 |
| 50N-12-16 | 1.1/16"X12 | Z1"X11.5 | O912 | 15.1 | 50.5 | 41 |
| 50N-16-12 | 1.5/16"X12 | Z3/4"x14 | O916 | 15.1 | 43 | 38 |
| 50N-16 | 1.5/16"X12 | Z1"X11.5 | O916 | 15.1 | 51.5 | 41 |
| 50N-20-16 | 1.5/8"X12 | Z1"X11.5 | O920 | 15.1 | 40 | 50 |
| 50N-20 | 1.5/8"X12 | Z1.1/4"X11.5 | O920 | 15.1 | 53.5 | 50 |
| 50N-24-16 | 1.7/8"X12 | Z1"X11.5 | O924 | 15.1 | 34 | 55 |
| 50N-24-20 | 1.7/8"X12 | Z1.1/4"X11.5 | O924 | 15.1 | 48 | 55 |
| 50N-24 | 1.7/8"X12 | Z1.1/2"X11.5 | O924 | 15.1 | 53.5 | 60 |
| 50N-32 | 2.1/2"X12 | 2"X11.5 | O932 | 15.1 | 50 | 70 |

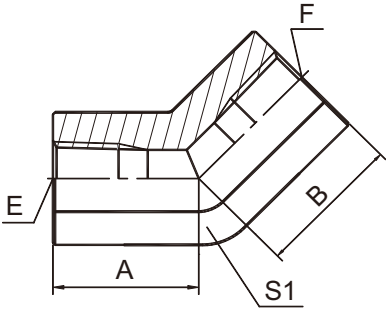
布锥管内螺纹
NPT FEMALE



7N

| 代号 PART NO. | 螺纹 THREAD | | 尺寸 DIMENSIONS | |
|----------------|--------------|--------------|---------------|----|
| | E | F | L | S1 |
| 7N-02 | Z1/8"X27 | Z1/8"X27 | 24 | 17 |
| 7N-02-04 | Z1/8"X27 | Z1/4"X18 | 27 | 19 |
| 7N-02-06 | Z1/8"X27 | Z3/8"X18 | 30 | 22 |
| 7N-04 | Z1/4"X18 | Z1/4"X18 | 29 | 19 |
| 7N-04-06 | Z1/4"X18 | Z3/8"X18 | 31 | 22 |
| 7N-04-08 | Z1/4"X18 | Z1/2"X14 | 35 | 30 |
| 7N-06 | Z3/8"X18 | Z3/8"X18 | 29 | 22 |
| 7N-06-08 | Z3/8"X18 | Z1/2"X14 | 38 | 30 |
| 7N-06-12 | Z3/8"X18 | Z3/4"X14 | 40 | 36 |
| 7N-08 | Z1/2"X14 | Z1/2"X14 | 38 | 30 |
| 7N-08-12 | Z1/2"X14 | Z3/4"X14 | 43 | 36 |
| 7N-12 | Z3/4"X14 | Z3/4"X14 | 39 | 36 |
| 7N-12-16 | Z3/4"X14 | Z1"X11.5 | 45.5 | 41 |
| 7N-16 | Z1"X11.5 | Z1"X11.5 | 48 | 41 |
| 7N-20 | Z1.1/4"X11.5 | Z1.1/4"X11.5 | 49 | 50 |
| 7N-24 | Z1.1/2"X11.5 | Z1.1/2"X11.5 | 49 | 60 |
| 7N-32 | Z2"X11.5 | Z2"X11.5 | 50 | 70 |

45° 弯布锥管内螺纹
45° ELBOW NPT FEMALE



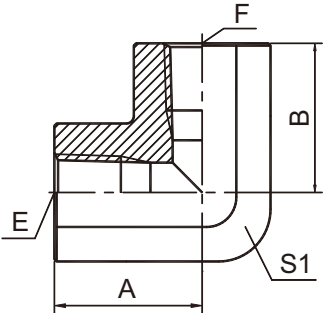
7N4-PK

| 代号 PART NO. | 螺纹 THREAD | | 尺寸 DIMENSIONS | | |
|----------------|-----------|----------|---------------|------|----|
| | E | F | A | B | S1 |
| 7N4-02PK | Z1/8"X27 | Z1/8"X27 | 18.5 | 18.5 | 16 |
| 7N4-04PK | Z1/4"X18 | Z1/4"X18 | 20 | 20 | 19 |
| 7N4-06PK | Z3/8"X18 | Z3/8"X18 | 25 | 25 | 24 |
| 7N4-08PK | Z1/2"X14 | Z1/2"X14 | 27.5 | 27.5 | 27 |
| 7N4-12PK | Z3/4"X14 | Z3/4"X14 | 31.5 | 31.5 | 33 |
| 7N4-16PK | Z1"X11.5 | Z1"X11.5 | 37.5 | 37.5 | 41 |

B

90°弯布锥管内螺纹
90° ELBOW NPT FEMALE

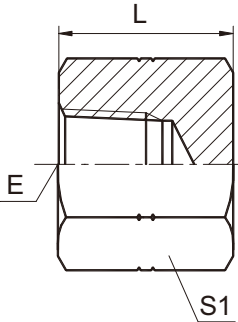
B



7N9-PK

| 代号 PART NO. | 螺 纹 THREAD | | 尺 寸 DIMENSIONS | | |
|----------------|--------------|--------------|----------------|------|----|
| | E | F | A | B | S1 |
| 7N9-02PK | Z1/8"X27 | Z1/8"X27 | 20 | 20 | 16 |
| 7N9-02-04PK | Z1/8"X27 | Z1/4"X18 | 20 | 22.5 | 19 |
| 7N9-04PK | Z1/4"X18 | Z1/4"X18 | 22.5 | 22.5 | 19 |
| 7N9-04-06PK | Z1/4"X18 | Z3/8"X18 | 25 | 26 | 24 |
| 7N9-06PK | Z3/8"X18 | Z3/8"X18 | 26 | 26 | 24 |
| 7N9-06-08PK | Z3/8"X18 | Z1/2"X14 | 26 | 31 | 27 |
| 7N9-08PK | Z1/2"X14 | Z1/2"X14 | 31 | 31 | 27 |
| 7N9-08-12PK | Z1/2"X14 | Z3/4"X14 | 34 | 34 | 33 |
| 7N9-12PK | Z3/4"X14 | Z3/4"X14 | 34 | 34 | 33 |
| 7N9-12-16PK | Z3/4"X14 | Z1"X11.5 | 42 | 42 | 41 |
| 7N9-16PK | Z1"X11.5 | Z1"X11.5 | 42 | 42 | 41 |
| 7N9-20PK | Z1.1/4"X11.5 | Z1.1/4"X11.5 | 48 | 48 | 50 |
| 7N9-24PK | Z1.1/2"X11.5 | Z1.1/2"X11.5 | 53 | 53 | 60 |
| 7N9-32PK | Z2"X11.5 | Z2"X11.5 | 62 | 62 | 70 |

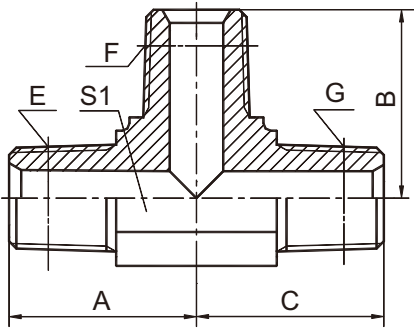
美制布锥管内螺纹堵头
NPT FEMALE PLUG



9N-CAP

| 代号 PART NO. | 螺 纹 THREAD | 尺 寸 DIMENSIONS | |
|----------------|--------------|----------------|----|
| | E | L | S1 |
| 9N-02CAP | Z1/8"X27 | 17.5 | 17 |
| 9N-04CAP | Z1/4"X18 | 23 | 19 |
| 9N-06CAP | Z3/8"X18 | 24 | 24 |
| 9N-08CAP | Z1/2"X14 | 28 | 30 |
| 9N-12CAP | Z3/4"X14 | 28 | 36 |
| 9N-16CAP | Z1"X11.5 | 34 | 46 |
| 9N-20CAP | Z1.1/4"X11.5 | 37 | 55 |
| 9N-24CAP | Z1.1/2"X11.5 | 37 | 65 |
| 9N-32CAP | Z2"X11.5 | 40.5 | 75 |

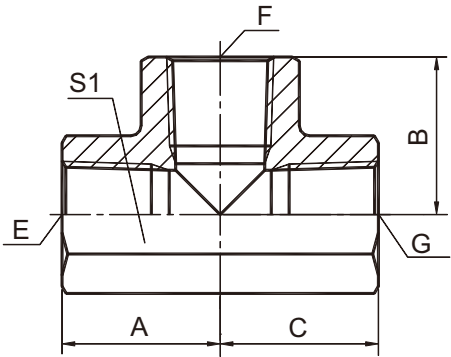
美制布锥管外螺纹
NPT MALE



AN

| 代号 PART NO. | 螺纹 THREAD | | | 尺寸 DIMENSIONS | | | |
|----------------|--------------|--------------|--------------|---------------|------|------|----|
| | E | F | G | A | B | C | S1 |
| AN-02 | Z1/8"X27 | Z1/8"X27 | Z1/8"X27 | 21 | 21 | 21 | 11 |
| AN-04 | Z1/4"X18 | Z1/4"X18 | Z1/4"X18 | 25.5 | 25.5 | 25.5 | 14 |
| AN-06 | Z3/8"X18 | Z3/8"X18 | Z3/8"X18 | 31 | 31 | 31 | 19 |
| AN-08 | Z1/2"X14 | Z1/2"X14 | Z1/2"X14 | 36.7 | 36.7 | 36.7 | 22 |
| AN-12 | Z3/4"X14 | Z3/4"X14 | Z3/4"X14 | 44 | 44 | 44 | 27 |
| AN-16 | Z1"X11.5 | Z1"X11.5 | Z1"X11.5 | 50 | 50 | 50 | 33 |
| AN-20 | Z1.1/4"X11.5 | Z1.1/4"X11.5 | Z1.1/4"X11.5 | 54.5 | 54.5 | 54.5 | 41 |
| AN-24 | Z1.1/2"X11.5 | Z1.1/2"X11.5 | Z1.1/2"X11.5 | 59.5 | 59.5 | 59.5 | 48 |

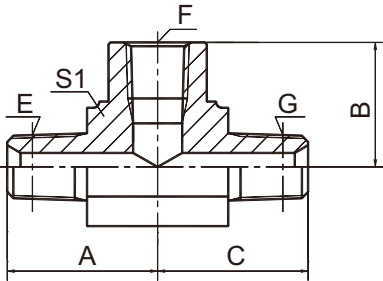
布锥管内螺纹三通
NPT FEMALE TEE



GN-PK

| 代号 PART NO. | 螺纹 THREAD | | | 尺寸 DIMENSIONS | | | |
|----------------|--------------|--------------|--------------|---------------|------|------|----|
| | E | F | G | A | B | C | S1 |
| GN-02PK | Z1/8"X27 | Z1/8"X27 | Z1/8"X27 | 20 | 20 | 20 | 16 |
| GN-04PK | Z1/4"X18 | Z1/4"X18 | Z1/4"X18 | 22.5 | 22.5 | 22.5 | 19 |
| GN-06PK | Z3/8"X18 | Z3/8"X18 | Z3/8"X18 | 26 | 26 | 26 | 24 |
| GN-08PK | Z1/2"X14 | Z1/2"X14 | Z1/2"X14 | 31 | 31 | 31 | 27 |
| GN-12PK | Z3/4"X14 | Z3/4"X14 | Z3/4"X14 | 34 | 34 | 34 | 33 |
| GN-16PK | Z1"X11.5 | Z1"X11.5 | Z1"X11.5 | 42 | 42 | 42 | 41 |
| GN-20PK | Z1.1/4"X11.5 | Z1.1/4"X11.5 | Z1.1/4"X11.5 | 48 | 48 | 48 | 50 |
| GN-24PK | Z1.1/2"X11.5 | Z1.1/2"X11.5 | Z1.1/2"X11.5 | 53 | 53 | 53 | 60 |
| GN-32PK | Z2"X11.5 | Z2"X11.5 | Z2"X11.5 | 62 | 62 | 62 | 70 |

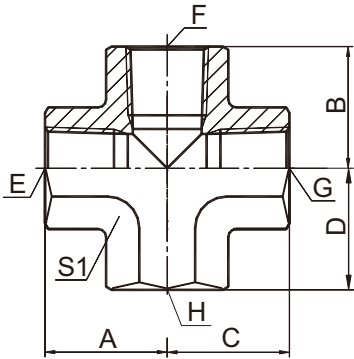
布锥管外螺纹 / 布锥管内螺纹 / 布锥管外螺纹
NPT MALE/NPT FEMALE/NPT MALE



KN

| 代号 PART NO. | 螺 纹 THREAD | | | 尺 寸 DIMENSIONS | | | |
|----------------|------------|----------|----------|----------------|------|------|----|
| | E | F | G | A | B | C | S1 |
| KN-02 | Z1/8"X27 | Z1/8"X27 | Z1/8"X27 | 24.5 | 17.8 | 24.5 | 16 |
| KN-04 | Z1/4"X18 | Z1/4"X18 | Z1/4"X18 | 28 | 22.4 | 28 | 19 |
| KN-06 | Z3/8"X18 | Z3/8"X18 | Z3/8"X18 | 33.5 | 25 | 33.5 | 24 |
| KN-08 | Z1/2"X14 | Z1/2"X14 | Z1/2"X14 | 41.2 | 31.2 | 41.2 | 30 |
| KN-12 | Z3/4"X14 | Z3/4"X14 | Z3/4"X14 | 45.2 | 34.5 | 45.2 | 33 |
| KN-16 | Z1"X11.5 | Z1"X11.5 | Z1"X11.5 | 54.5 | 41.1 | 54.5 | 41 |

布锥管内螺纹
NPT FEMALE CROSS

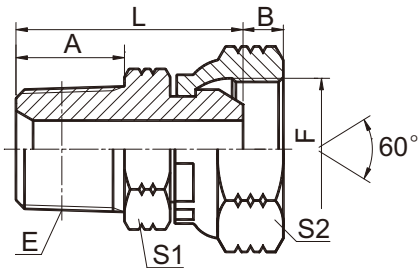


ZN

| 代号 PART NO. | 螺 纹 THREAD | 尺 寸 DIMENSIONS | |
|----------------|--------------|----------------|----|
| | E, F, G, H | A, B, C, D | S1 |
| ZN-04 | Z1/4"X18 | 22.5 | 19 |
| ZN-06 | Z3/8"X18 | 26 | 24 |
| ZN-08 | Z1/2"X14 | 31 | 27 |
| ZN-12 | Z3/4"X14 | 34 | 33 |
| ZN-16 | Z1"X11.5 | 42 | 41 |
| ZN-20 | Z1.1/4"X11.5 | 48 | 50 |

布锥管外螺纹 / 美制NPSM内螺纹60°外锥
NPT MALE / NPSM FEMALE 60° CONE

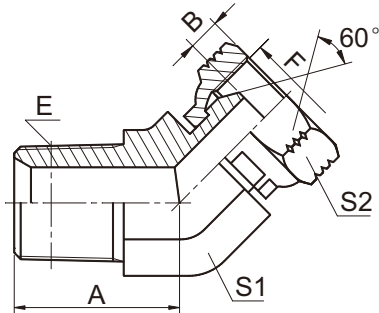
B



2NU

| 代 号 PART NO. | 螺 纹 THREAD | | 尺 寸 DIMENSIONS | | | | |
|-----------------|--------------|-------------|----------------|------|------|----|----|
| | E | F | A | B | L | S1 | S2 |
| 2NU-02 | Z1/8"X27 | 1/8"X27 | 10.5 | 3.5 | 25.5 | 12 | 15 |
| 2NU-02-04 | Z1/8"X27 | 1/4"X18 | 10.5 | 4.6 | 27.5 | 12 | 19 |
| 2NU-04-02 | Z1/4"X18 | 1/8"X27 | 15 | 3.5 | 30 | 14 | 15 |
| 2NU-04 | Z1/4"X18 | 1/4"X18 | 15 | 4.6 | 32 | 17 | 19 |
| 2NU-04-06 | Z1/4"X18 | 3/8"X18 | 15 | 6 | 33 | 17 | 22 |
| 2NU-04-08 | Z1/4"X18 | 1/2"X14 | 15 | 7.5 | 35 | 19 | 27 |
| 2NU-06 | Z3/8"X18 | 3/8"X18 | 16 | 6 | 34.5 | 19 | 22 |
| 2NU-06-04 | Z3/8"X18 | 1/4"X18 | 16 | 4.6 | 33 | 19 | 19 |
| 2NU-06-08 | Z3/8"X18 | 1/2"X14 | 16 | 7.5 | 36 | 19 | 27 |
| 2NU-08 | Z1/2"X14 | 1/2"X14 | 19.5 | 7.5 | 41.5 | 22 | 27 |
| 2NU-08-04 | Z1/2"X14 | 1/4"X18 | 19.5 | 4.6 | 38.5 | 22 | 19 |
| 2NU-08-06 | Z1/2"X14 | 3/8"X18 | 19.5 | 6 | 39.5 | 22 | 22 |
| 2NU-12 | Z3/4"X14 | 3/4"X14 | 19.5 | 8.9 | 44.5 | 30 | 32 |
| 2NU-12-06 | Z3/4"X14 | 3/8"X18 | 19.5 | 6 | 41.5 | 30 | 22 |
| 2NU-12-08 | Z3/4"X14 | 1/2"X14 | 19.5 | 7.5 | 43.5 | 30 | 27 |
| 2NU-12-16 | Z3/4"X14 | 1"X11.5 | 19.5 | 10.5 | 46.5 | 32 | 41 |
| 2NU-16-12 | Z1"X11.5 | 3/4"X14 | 21.5 | 8.9 | 51.5 | 36 | 32 |
| 2NU-16 | Z1"X11.5 | 1"X11.5 | 25.5 | 10.5 | 52.5 | 36 | 41 |
| 2NU-16-20 | Z1"X11.5 | 1.1/4"X11.5 | 25.5 | 11.2 | 58.5 | 41 | 50 |
| 2NU-20-16 | Z1.1/4"X11.5 | 1"X11.5 | 26.5 | 10.5 | 55.5 | 36 | 41 |
| 2NU-20 | Z1.1/4"X11.5 | 1.1/4"X11.5 | 26.5 | 11.2 | 59.5 | 46 | 50 |
| 2NU-20-24 | Z1.1/4"X11.5 | 1.1/2"X11.5 | 26.5 | 11.2 | 59.5 | 46 | 55 |
| 2NU-24-20 | Z1.1/2"X11.5 | 1.1/4"X11.5 | 27.5 | 11.2 | 62.5 | 50 | 50 |
| 2NU-24 | Z1.1/2"X11.5 | 1.1/2"X11.5 | 27.5 | 11.2 | 62.5 | 50 | 55 |
| 2NU-32 | Z2"X11.5 | 2"X11.5 | 27.5 | 11.2 | 64.5 | 65 | 70 |

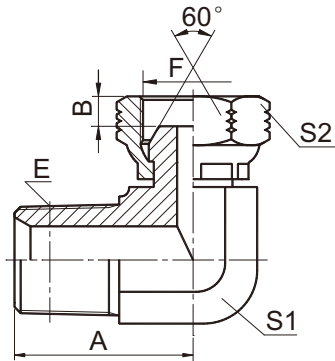
45°弯布锥管外螺纹 / 美制 NPSM 内螺纹 60°外锥
45° ELBOW NPT MALE / NPSM FEMALE 60° CONE



2NU4

| 代 号 PART NO. | 螺 纹 THREAD | | 尺 寸 DIMENSIONS | | | |
|-----------------|--------------|-------------|----------------|------|----|----|
| | E | F | A | B | S1 | S2 |
| 2NU4-02 | Z1/8"X27 | 1/8"x27 | 17 | 3.5 | 11 | 15 |
| 2NU4-04 | Z1/4"X18 | 1/4"x18 | 21 | 4.6 | 14 | 19 |
| 2NU4-04-06 | Z1/4"X18 | 3/8"x18 | 21 | 6 | 14 | 22 |
| 2NU4-06 | Z3/8"X18 | 3/8"x18 | 24 | 6 | 19 | 22 |
| 2NU4-06-04 | Z3/8"X18 | 1/4"x18 | 24 | 4.6 | 19 | 19 |
| 2NU4-06-08 | Z3/8"X18 | 1/2"x14 | 24 | 7.5 | 19 | 27 |
| 2NU4-08 | Z1/2"X14 | 1/2"x14 | 29.5 | 7.5 | 22 | 27 |
| 2NU4-08-06 | Z1/2"X14 | 3/8"x18 | 29.5 | 6 | 22 | 22 |
| 2NU4-08-12 | Z1/2"X14 | 3/4"x14 | 31 | 8.9 | 27 | 32 |
| 2NU4-12 | Z3/4"X14 | 3/4"x14 | 35 | 8.9 | 27 | 32 |
| 2NU4-12-08 | Z3/4"X14 | 1/2"x14 | 35 | 7.5 | 27 | 27 |
| 2NU4-12-16 | Z3/4"X14 | 1"x11.5 | 35.5 | 10.5 | 30 | 41 |
| 2NU4-16 | Z1"X11.5 | 1"x11.5 | 39 | 10.5 | 33 | 41 |
| 2NU4-16-12 | Z1"X11.5 | 3/4"x14 | 39 | 8.9 | 33 | 32 |
| 2NU4-20 | Z1.1/4"X11.5 | 1.1/4"x11.5 | 42.5 | 11.2 | 41 | 50 |
| 2NU4-24 | Z1.1/2"X11.5 | 1.1/2"x11.5 | 45 | 11.2 | 48 | 55 |
| 2NU4-32 | Z2"X11 | 2"x11.5 | 50 | 11.2 | 63 | 70 |

90°弯布锥管外螺纹 / 美制NPSM内螺纹60°外锥
90° ELBOW NPT MALE / NPSM FEMALE 60° CONE



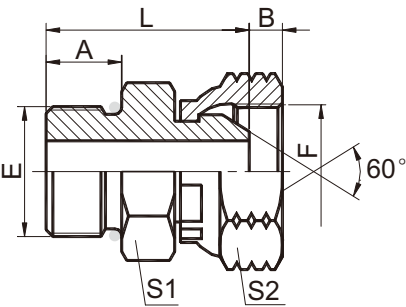
2NU9

| 代 号 PART NO. | 螺 纹 THREAD | | 尺 寸 DIMENSIONS | | | |
|-----------------|--------------|-------------|----------------|------|----|----|
| | E | F | A | B | S1 | S2 |
| 2NU9-02 | Z1/8"X27 | 1/8"X27 | 21 | 3.5 | 11 | 15 |
| 2NU9-02-04 | Z1/8"X27 | 1/4"X18 | 21 | 4.6 | 11 | 19 |
| 2NU9-04-02 | Z1/4"X18 | 1/8"X27 | 25.5 | 3.5 | 14 | 15 |
| 2NU9-04 | Z1/4"X18 | 1/4"X18 | 25.5 | 4.6 | 14 | 19 |
| 2NU9-04-06 | Z1/4"X18 | 3/8"X18 | 25.5 | 6 | 14 | 22 |
| 2NU9-06 | Z3/8"X18 | 3/8"X18 | 31 | 6 | 19 | 22 |
| 2NU9-06-04 | Z3/8"X18 | 1/4"X18 | 31 | 4.6 | 19 | 19 |
| 2NU9-06-08 | Z3/8"X18 | 1/2"X14 | 31 | 7.5 | 19 | 27 |
| 2NU9-08 | Z1/2"X14 | 1/2"X14 | 37.3 | 7.5 | 22 | 27 |
| 2NU9-08-06 | Z1/2"X14 | 3/8"X18 | 36.7 | 6 | 22 | 22 |
| 2NU9-08-12 | Z1/2"X14 | 3/4"X14 | 37.5 | 8.9 | 24 | 32 |
| 2NU9-12 | Z3/4"X14 | 3/4"X14 | 44 | 8.9 | 27 | 32 |
| 2NU9-12-08 | Z3/4"X14 | 1/2"X14 | 44 | 7.5 | 27 | 27 |
| 2NU9-12-16 | Z3/4"X14 | 1"X11.5 | 45 | 10.5 | 30 | 41 |
| 2NU9-16 | Z1"X11.5 | 1"X11.5 | 50 | 10.5 | 33 | 41 |
| 2NU9-16-12 | Z1"X11.5 | 3/4"X14 | 50 | 8.9 | 33 | 32 |
| 2NU9-20-16 | Z1.1/4"X11.5 | 1"X11.5 | 54.5 | 10.5 | 41 | 41 |
| 2NU9-20 | Z1.1/4"X11.5 | 1.1/4"X11.5 | 54.5 | 11.2 | 41 | 50 |
| 2NU9-24 | Z1.1/2"X11.5 | 1.1/2"X11.5 | 59.5 | 11.2 | 48 | 55 |
| 2NU9-32 | Z2"X11.5 | 2"X11.5 | 73.5 | 11.2 | 63 | 70 |

B

SAE外螺纹带O形圈轻系列ISO 11926-3 /美制NPSM内螺纹60°外锥
SAE O-RING BOSS L-SERIES ISO 11926-3 / NPSM FEMALE 60° CONE

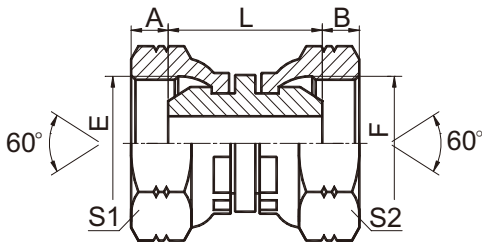
B



2OU

| 代 号 PART NO. | 螺 纹 THREAD | | O 形圈 O-RING | 尺 寸 DIMENSIONS | | | | |
|-----------------|------------|-------------|-------------|----------------|------|------|----|----|
| | E | F | | A | B | L | S1 | S2 |
| 2OU-04 | 7/16"X20 | 1/4"X18 | O904 | 9.1 | 4.6 | 26 | 14 | 19 |
| 2OU-04-06 | 7/16"X20 | 3/8"X18 | O904 | 9.1 | 6 | 27.5 | 17 | 22 |
| 2OU-06 | 9/16"X18 | 3/8"X18 | O906 | 9.9 | 6 | 28.5 | 17 | 22 |
| 2OU-06-08 | 9/16"X18 | 1/2"X14 | O906 | 9.9 | 7.5 | 30 | 19 | 27 |
| 2OU-08 | 3/4"X16 | 1/2"X14 | O908 | 11.1 | 7.5 | 33 | 22 | 27 |
| 2OU-08-06 | 3/4"X16 | 3/8"X18 | O908 | 11.1 | 6 | 31 | 22 | 22 |
| 2OU-10-08 | 7/8"X14 | 1/2"X14 | O910 | 12.7 | 7.5 | 36.5 | 27 | 27 |
| 2OU-12-08 | 1.1/16"X12 | 1/2"X14 | O912 | 15.1 | 7.5 | 40 | 32 | 27 |
| 2OU-12 | 1.1/16"X12 | 3/4"X14 | O912 | 15.1 | 8.9 | 41 | 32 | 32 |
| 2OU-12-16 | 1.1/16"X12 | 1"X11.5 | O912 | 15.1 | 10.5 | 42.5 | 32 | 41 |
| 2OU-16 | 1.5/16"X12 | 1"X11.5 | O916 | 15.1 | 10.5 | 42.5 | 38 | 41 |
| 2OU-20 | 1.5/8"X12 | 1.1/4"X11.5 | O920 | 15.1 | 11.2 | 50 | 50 | 50 |
| 2OU-24 | 1.7/8"X12 | 1.1/2"X11.5 | O924 | 15.1 | 11.2 | 50 | 55 | 55 |

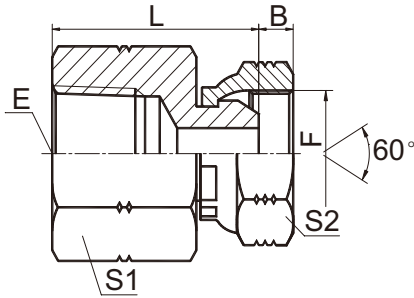
美制NPSM 内螺纹 / 美制 NPSM 内螺纹
NPSM FEMALE/NPSM FEMALE



3U

| 代号 PART NO. | 螺 纹 THREAD | | 尺 寸 DIMENSIONS | | | | |
|----------------|-------------|-------------|----------------|------|------|----|----|
| | E | F | A | B | L | S1 | S2 |
| 3U-02 | 1/8"X27 | 1/8"X27 | 3.5 | 3.5 | 21 | 15 | 15 |
| 3U-04 | 1/4"X18 | 1/4"X18 | 4.6 | 4.6 | 25 | 19 | 19 |
| 3U-06 | 3/8"X18 | 3/8"X18 | 6 | 6 | 28 | 22 | 22 |
| 3U-08 | 1/2"X14 | 1/2"X14 | 7.5 | 7.5 | 31.5 | 27 | 27 |
| 3U-12 | 3/4"X14 | 3/4"X14 | 8.9 | 8.9 | 34 | 32 | 32 |
| 3U-16 | 1"X11.5 | 1"X11.5 | 10.5 | 10.5 | 36.5 | 41 | 41 |
| 3U-20 | 1.1/4"X11.5 | 1.1/4"X11.5 | 11.2 | 11.2 | 44 | 50 | 50 |
| 3U-24 | 1.1/2"X11.5 | 1.1/2"X11.5 | 11.2 | 11.2 | 44 | 55 | 55 |
| 3U-32 | 2"X11.5 | 2"X11.5 | 11.2 | 11.2 | 44 | 70 | 70 |

布锥管内螺纹 /美制 NPSM内螺纹 60°外锥
NPT FEMALE / NPSM FEMALE 60° CONE

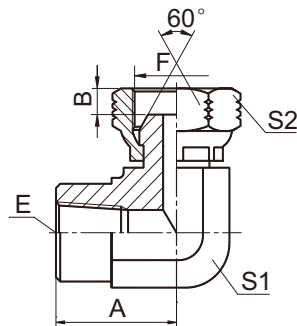


7NU-S

| 代号 PART NO. | 螺 纹 THREAD | | 尺 寸 DIMENSIONS | | | |
|----------------|--------------|-------------|----------------|------|----|----|
| | E | F | B | L | S1 | S2 |
| 7NU-02S | Z1/8"X27 | 1/8"X27 | 3.5 | 24 | 17 | 15 |
| 7NU-04-02S | Z1/4"X18 | 1/8"X27 | 3.5 | 29 | 19 | 15 |
| 7NU-04S | Z1/4"X18 | 1/4"X18 | 4.6 | 31.5 | 19 | 19 |
| 7NU-04-06S | Z1/4"X18 | 3/8"X18 | 6 | 33 | 19 | 22 |
| 7NU-06S | Z3/8"X18 | 3/8"X18 | 6 | 34 | 22 | 22 |
| 7NU-06-08S | Z3/8"X18 | 1/2"X14 | 7.5 | 34 | 22 | 27 |
| 7NU-08-06S | Z1/2"X14 | 3/8"X18 | 6 | 39 | 30 | 22 |
| 7NU-08S | Z1/2"X14 | 1/2"X14 | 7.5 | 41 | 30 | 27 |
| 7NU-12S | Z3/4"X14 | 3/4"X14 | 8.9 | 44 | 36 | 32 |
| 7NU-16S | Z1"X11.5 | 1"X11.5 | 10.5 | 51.5 | 41 | 41 |
| 7NU-20S | Z1.1/4"X11.5 | 1.1/4"X11.5 | 11.2 | 55 | 50 | 50 |
| 7NU-24S | Z1.1/2"X11.5 | 1.1/2"X11.5 | 11.2 | 55.5 | 60 | 55 |
| 7NU-32S | Z2"X11.5 | 2"X11.5 | 11.5 | 57 | 70 | 70 |

90°弯布锥管内螺纹 /美制 NPSM 内螺纹 60°外锥
90° ELBOW NPT FEMALE / NPSM FEMALE 60° CONE

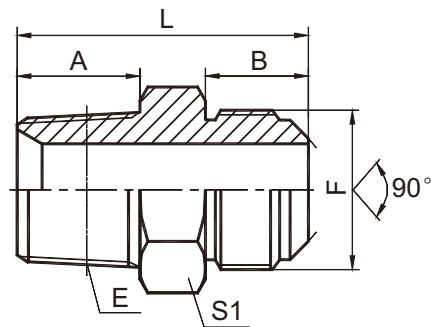
B



7NU9-S

| 代号 PART NO. | 螺 纹 THREAD | | 尺 寸 DIMENSIONS | | | |
|----------------|--------------|-------------|----------------|------|----|----|
| | E | F | A | B | S1 | S2 |
| 7NU9-02S | Z1/8"X27 | 1/8"X27 | 17.8 | 3.5 | 16 | 15 |
| 7NU9-04-02S | Z1/4"X18 | 1/8"X27 | 22.5 | 3.5 | 19 | 15 |
| 7NU9-04S | Z1/4"X18 | 1/4"X18 | 22.5 | 4.6 | 19 | 19 |
| 7NU9-04-06S | Z1/4"X18 | 3/8"X18 | 22.5 | 6 | 19 | 22 |
| 7NU9-06S | Z3/8"X18 | 3/8"X18 | 25 | 6 | 24 | 22 |
| 7NU9-06-08S | Z3/8"X18 | 1/2"X14 | 25 | 7.5 | 24 | 27 |
| 7NU9-08-06S | Z1/2"X14 | 3/8"X18 | 31.2 | 6 | 30 | 22 |
| 7NU9-08S | Z1/2"X14 | 1/2"X14 | 31.2 | 7.5 | 30 | 27 |
| 7NU9-08-12S | Z1/2"X14 | 3/4"X14 | 31.2 | 8.9 | 30 | 32 |
| 7NU9-12-08S | Z3/4"X14 | 1/2"X14 | 34.5 | 7.5 | 33 | 27 |
| 7NU9-12S | Z3/4"X14 | 3/4"X14 | 34.5 | 8.9 | 33 | 32 |
| 7NU9-12-16S | Z3/4"X14 | 1"X11.5 | 34.5 | 10.5 | 33 | 41 |
| 7NU9-16S | Z1"X11.5 | 1"X11.5 | 41 | 10.5 | 41 | 41 |
| 7NU9-20S | Z1.1/4"X11.5 | 1.1/4"X11.5 | 43.2 | 11.2 | 50 | 50 |
| 7NU9-24S | Z1.1/2"X11.5 | 1.1/2"X11.5 | 52.8 | 11.2 | 63 | 55 |

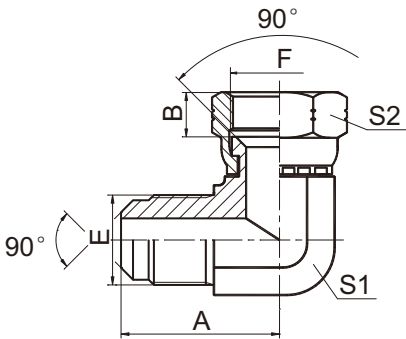
英锥管外螺纹/美制SAE 外螺纹90°外锥
BSPT MALE/SAE MALE 90° CONE



1TP-SP

| 代号 PART NO. | 螺 纹 THREAD | | 尺 寸 DIMENSIONS | | | |
|----------------|------------|------------|----------------|------|------|----|
| | E | F | A | B | L | S1 |
| 1TP-04SP | R1/4"X19 | 7/16"X20 | 14.5 | 12.7 | 33 | 17 |
| 1TP-04-06SP | R1/4"X19 | 5/8"X18 | 14.5 | 15.7 | 36 | 17 |
| 1TP-06SP | R3/8"X19 | 5/8"X18 | 15 | 15.7 | 37 | 19 |
| 1TP-06-10SP | R3/8"X19 | 7/8"X14 | 15 | 22.4 | 45.5 | 24 |
| 1TP-08SP | R1/2"X14 | 3/4"X16 | 20 | 19 | 46.5 | 22 |
| 1TP-08-06SP | R1/2"X14 | 5/8"X18 | 20 | 15.7 | 43.5 | 22 |
| 1TP-08-10SP | R1/2"X14 | 7/8"X14 | 20 | 22.4 | 50 | 24 |
| 1TP-08-12SP | R1/2"X14 | 1.1/16"X14 | 20 | 25.4 | 55 | 30 |

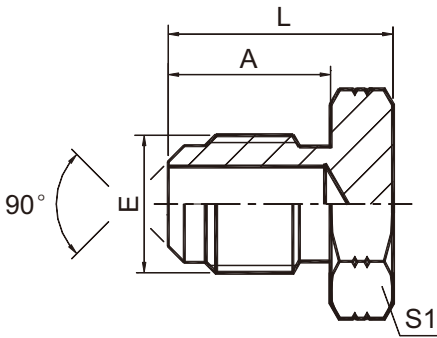
90°SAE 外螺纹 /SAE 内螺纹
90°SAE MALE/SAE FEMALE



2P9

| 代号 PART NO. | 螺 纹 THREAD | | 尺 寸 DIMENSIONS | | | |
|----------------|------------|------------|----------------|------|----|----|
| | E | F | A | B | S1 | S2 |
| 2P9-04 | 7/16"X20 | 7/16"X20 | 22.5 | 9 | 11 | 17 |
| 2P9-06 | 5/8"X18 | 5/8"X18 | 30 | 11.3 | 16 | 22 |
| 2P9-08 | 3/4"X16 | 3/4"X16 | 35 | 10.5 | 19 | 24 |
| 2P9-12 | 1.1/16"X14 | 1.1/16"X14 | 46.5 | 14.3 | 27 | 32 |

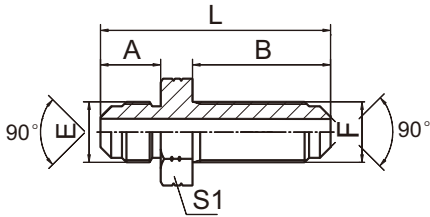
美制 SAE外螺纹 90°外锥堵头 SAE J513
SAE MALE 90° CONE PLUG SAE J513



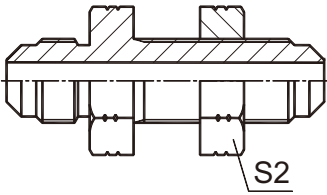
4P

| 代号 PART NO. | 螺 纹 THREAD | 尺 寸 DIMENSIONS | | |
|----------------|------------|----------------|------|----|
| | E | A | L | S1 |
| 4P-04 | 7/16"X20 | 12.7 | 18.5 | 14 |
| 4P-05 | 1/2"X20 | 14.2 | 20 | 14 |
| 4P-06 | 5/8"X18 | 15.7 | 22 | 17 |
| 4P-08 | 3/4"X16 | 19 | 27 | 22 |
| 4P-10 | 7/8"X14 | 22.4 | 30.5 | 24 |
| 4P-12 | 1.1/16"X14 | 25.4 | 35.5 | 30 |

SAE 外螺纹 90° 外锥过板接头
SAE MALE 90° CONE BULKHEAD



6P

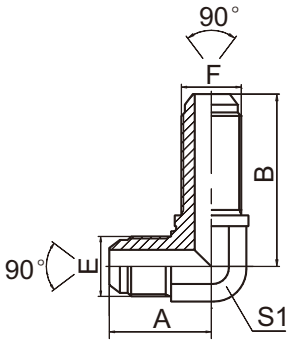


6P-LN

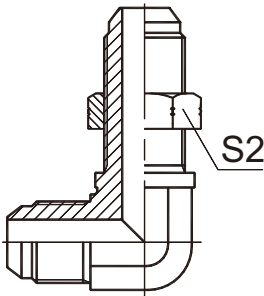
| 代 号 PART NO. | 螺 纹 THREAD | | 尺 寸 DIMENSIONS | | | | |
|-----------------|------------|---------|----------------|----|----|----|----|
| | E | F | A | B | L | S1 | S2 |
| 6P-06 | 5/8"X18 | 5/8"X18 | 15.7 | 36 | 60 | 24 | 24 |

注：如需带锁螺母整套订货，则请在代号后加“LN”，如6P-06LN。
Note: In case if you are interested to order the adaptor in complete set with lock nut ,it is necessary to insert suffix "LN" after our part no.,for example 6P-06LN.

90°美制 SAE 外螺纹过板接头
90°SAE MALE BULKHEAD



6P9

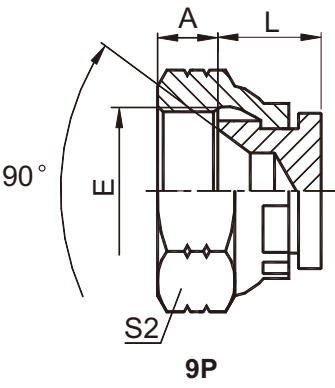


6P9-LN

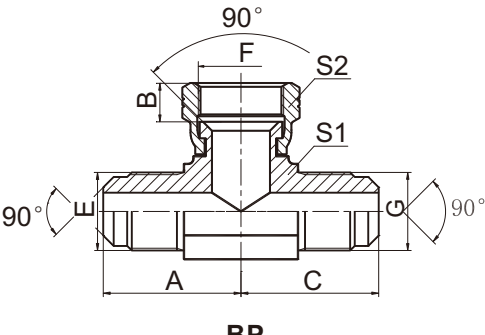
| 代 号 PART NO. | 螺 纹 THREAD | | 尺 寸 DIMENSIONS | | | |
|-----------------|------------|---------|----------------|------|----|----|
| | E | F | A | B | S1 | S2 |
| 6P9-06 | 5/8"X18 | 5/8"X18 | 30.5 | 54.5 | 19 | 24 |

注：如需带锁螺母整套订货，则请在代号后加“LN”，如6P9-06LN。
Note: In case if you are interested to order the adaptor in complete set with lock nut ,it is necessary to insert suffix "LN" after our part no.,for example 6P9-06LN.

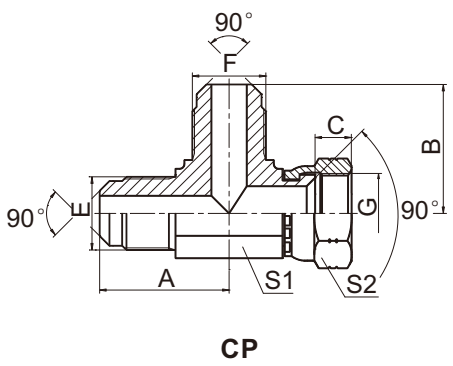
美制 SAE 内螺纹 90° 内锥堵头
SAE FEMALE 90° SEATPLUG

| | | | | | |
|---|----------------|------------|----------------|------|----|
|  | 代号 PART NO. | 螺 纹 THREAD | 尺 寸 DIMENSIONS | | |
| | | E | A | L | S2 |
| | 9P-04 | 7/16"X20 | 9 | 10 | 17 |
| | 9P-05 | 1/2"X20 | 9 | 11 | 17 |
| | 9P-06 | 5/8"X18 | 11.3 | 12.5 | 22 |
| | 9P-08 | 3/4"X16 | 10.3 | 13 | 24 |
| | 9P-10 | 7/8"X14 | 12 | 14 | 27 |
| | 9P-12 | 1.1/16"X14 | 14.3 | 15.5 | 32 |

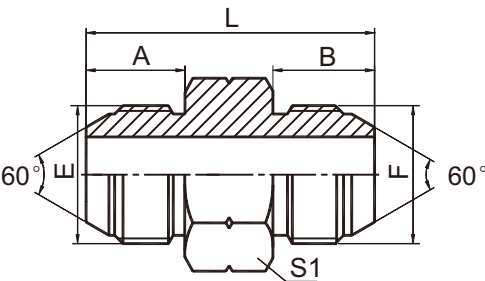
SAE 外螺纹 /SAE 内螺纹 /SAE 外螺纹
SAE MALE/SAE FEMALE/SAE MALE

| | | | | | | | | | |
|---|----------------|------------|------------|------------|----------------|------|------|----|----|
|  | 代号 PART NO. | 螺 纹 THREAD | | | 尺 寸 DIMENSIONS | | | | |
| | | E | F | G | A | B | C | S1 | S2 |
| | BP-04 | 7/16"X20 | 7/16"X20 | 7/16"X20 | 22.5 | 9 | 22.5 | 11 | 17 |
| | BP-06 | 5/8"X18 | 5/8"X18 | 5/8"X18 | 30 | 11.3 | 30 | 16 | 22 |
| | BP-08 | 3/4"X16 | 3/4"X16 | 3/4"X16 | 35 | 10.5 | 35 | 19 | 24 |
| | BP-12 | 1.1/16"X14 | 1.1/16"X14 | 1.1/16"X14 | 46.5 | 14.3 | 46.5 | 27 | 32 |

SAE 外螺纹 /SAE 外螺纹 /SAE 内螺纹
SAE MALE/SAE MALE/SAE FEMALE

| | | | | | | | | | |
|---|----------------|------------|------------|------------|----------------|------|------|----|----|
|  | 代号 PART NO. | 螺 纹 THREAD | | | 尺 寸 DIMENSIONS | | | | |
| | | E | F | G | A | B | C | S1 | S2 |
| | CP-04 | 7/16"X20 | 7/16"X20 | 7/16"X20 | 22.5 | 22.5 | 9 | 11 | 17 |
| | CP-06 | 5/8"X18 | 5/8"X18 | 5/8"X18 | 30 | 30 | 11.3 | 16 | 22 |
| | CP-08 | 3/4"X16 | 3/4"X16 | 3/4"X16 | 35 | 35 | 10.5 | 19 | 24 |
| | CP-12 | 1.1/16"X14 | 1.1/16"X14 | 1.1/16"X14 | 46.5 | 46.5 | 14.3 | 27 | 32 |

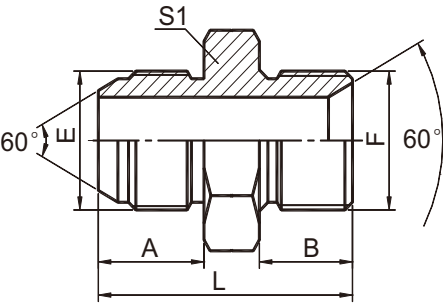
日本英管外螺纹 60°外锥
JIS GAS MALE 60°CONE



1S

| 代号 PART NO. | 螺 纹 THREAD | | 尺 寸 DIMENSIONS | | | |
|----------------|------------|------------|----------------|----|----|----|
| | E | F | A | B | L | S1 |
| 1S-02 | G1/8"X28 | G1/8"X28 | 12 | 12 | 30 | 14 |
| 1S-04 | G1/4"X19 | G1/4"X19 | 16 | 16 | 38 | 17 |
| 1S-06 | G3/8"X19 | G3/8"X19 | 18 | 18 | 42 | 19 |
| 1S-08 | G1/2"X14 | G1/2"X14 | 20 | 20 | 48 | 22 |
| 1S-12 | G3/4"X14 | G3/4"X14 | 22 | 22 | 54 | 30 |
| 1S-16 | G1"X11 | G1"X11 | 24 | 24 | 59 | 36 |
| 1S-20 | G1.1/4"X11 | G1.1/4"X11 | 27 | 27 | 67 | 46 |
| 1S-24 | G1.1/2"X11 | G1.1/2"X11 | 27 | 27 | 69 | 50 |
| 1S-32 | G2"X11 | G2"X11 | 30 | 30 | 77 | 65 |

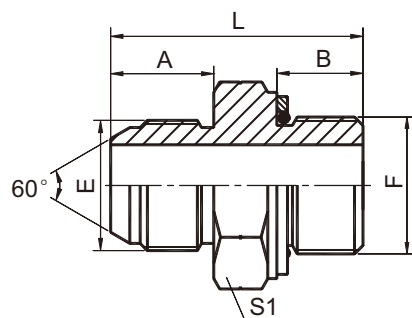
日式英管外螺纹60°外锥 / 英管外螺纹60°内锥
JIS GAS MALE 60°CONE/BSP MALE 60°SEAT



1SB

| 代号 PART NO. | 螺 纹 THREAD | | 尺 寸 DIMENSIONS | | | |
|----------------|------------|----------|----------------|------|------|----|
| | E | F | A | B | L | S1 |
| 1SB-04 | G1/4"X19 | G1/4"X19 | 16 | 12 | 34 | 19 |
| 1SB-04-06 | G1/4"X19 | G3/8"X19 | 16 | 13.5 | 37.5 | 22 |
| 1SB-06 | G3/8"X19 | G3/8"X19 | 18 | 13.5 | 39.5 | 22 |
| 1SB-06-04 | G3/8"X19 | G1/4"X19 | 18 | 12 | 36 | 19 |
| 1SB-06-08 | G3/8"X19 | G1/2"X14 | 18 | 16 | 44 | 27 |
| 1SB-08 | G1/2"X14 | G1/2"X14 | 20 | 16 | 46 | 27 |
| 1SB-08-06 | G1/2"X14 | G3/8"X19 | 20 | 13.5 | 41.5 | 22 |
| 1SB-08-12 | G1/2"X14 | G3/4"X14 | 20 | 18.5 | 49.5 | 32 |
| 1SB-12 | G3/4"X14 | G3/4"X14 | 22 | 18.5 | 51.5 | 32 |
| 1SB-12-06 | G3/4"X14 | G3/8"X19 | 22 | 13.5 | 45.5 | 30 |
| 1SB-12-08 | G3/4"X14 | G1/2"X14 | 22 | 16 | 48 | 30 |
| 1SB-12-16 | G3/4"X14 | G1"X11 | 22 | 20.5 | 55.5 | 41 |
| 1SB-16 | G1"X11 | G1"X11 | 24 | 20.5 | 57.5 | 41 |
| 1SB-16-08 | G1"X11 | G1/2"X14 | 24 | 16 | 51 | 36 |
| 1SB-16-12 | G1"X11 | G3/4"X14 | 24 | 18.5 | 53.5 | 36 |

日本英管外螺纹60°外锥 / 英管外螺纹O形圈
JIS GAS MALE 60°CONE / BSP MALE O-RING

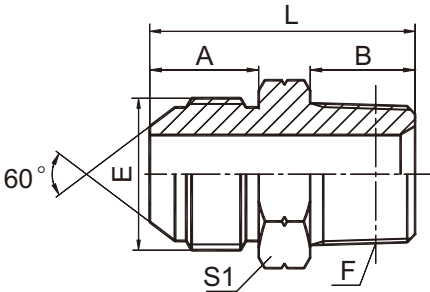


1SG

| 代 号 PART NO. | 螺 纹 THREAD | | O 形圈 O-RING | 尺 寸 DIMENSIONS | | | |
|-----------------|------------|------------|-------------|----------------|------|------|----|
| | E | F | | A | B | L | S1 |
| 1SG-02 | G1/8"X28 | G1/8"X28 | O011 | 12 | 9.5 | 29 | 14 |
| 1SG-04 | G1/4"X19 | G1/4"X19 | O111 | 16 | 11 | 33.5 | 19 |
| 1SG-06 | G3/8"X19 | G3/8"X19 | O113 | 18 | 11.5 | 37.5 | 22 |
| 1SG-08 | G1/2"X14 | G1/2"X14 | O115 | 20 | 14 | 44 | 27 |
| 1SG-12 | G3/4"X14 | G3/4"X14 | O119 | 22 | 15.5 | 48.5 | 32 |
| 1SG-16 | G1"X11 | G1"X11 | O217 | 24 | 18 | 55 | 41 |
| 1SG-20 | G1.1/4"X11 | G1.1/4"X11 | O222 | 27 | 20 | 59 | 50 |
| 1SG-24 | G1.1/2"X11 | G1.1/2"X11 | O224 | 27 | 21.5 | 62.5 | 55 |

注：F 端与 DIN 3852 油口相配。F end is connected with DIN 3852 port.

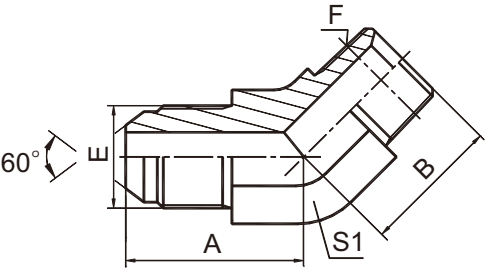
日本英管外螺纹 60°外锥 / 英锥管外螺纹
JIS GAS MALE 60°CONE / BSPT MALE



1ST-SP

| 代号 PART NO. | 螺 纹 THREAD | | 尺 寸 DIMENSIONS | | | |
|----------------|------------|------------|----------------|------|------|----|
| | E | F | A | B | L | S1 |
| 1ST-02SP | G1/8"X28 | R1/8"X28 | 12 | 10 | 28 | 14 |
| 1ST-02-04SP | G1/8"X28 | R1/4"X19 | 12 | 14.5 | 32.5 | 17 |
| 1ST-04SP | G1/4"X19 | R1/4"X19 | 16 | 14.5 | 36.5 | 17 |
| 1ST-04-02SP | G1/4"X19 | R1/8"X28 | 16 | 10 | 32 | 17 |
| 1ST-04-06SP | G1/4"X19 | R3/8"X19 | 16 | 15 | 37 | 19 |
| 1ST-04-08SP | G1/4"X19 | R1/2"X14 | 16 | 20 | 44 | 22 |
| 1ST-06SP | G3/8"X19 | R3/8"X19 | 18 | 15 | 39 | 19 |
| 1ST-06-04SP | G3/8"X19 | R1/4"X19 | 18 | 14.5 | 40.5 | 22 |
| 1ST-06-08SP | G3/8"X19 | R1/2"X14 | 18 | 20 | 46 | 22 |
| 1ST-08SP | G1/2"X14 | R1/2"X14 | 20 | 20 | 48 | 22 |
| 1ST-08-04SP | G1/2"X14 | R1/4"X19 | 20 | 14.5 | 42.5 | 22 |
| 1ST-08-06SP | G1/2"X14 | R3/8"X19 | 20 | 15 | 45 | 27 |
| 1ST-08-12SP | G1/2"X14 | R3/4"X14 | 20 | 20 | 50 | 27 |
| 1ST-12SP | G3/4"X14 | R3/4"X14 | 22 | 20 | 53 | 30 |
| 1ST-12-08SP | G3/4"X14 | R1/2"X14 | 22 | 20 | 52 | 30 |
| 1ST-12-16SP | G3/4"X14 | R1"X11 | 22 | 25.5 | 58.5 | 36 |
| 1ST-16SP | G1"X11 | R1"X11 | 24 | 25.5 | 62.5 | 41 |
| 1ST-16-12SP | G1"X11 | R3/4"X14 | 24 | 20 | 57 | 41 |
| 1ST-20SP | G1.1/4"X11 | R1.1/4"X11 | 27 | 26.5 | 66 | 46 |
| 1ST-24SP | G1.1/2"X11 | R1.1/2"X11 | 27 | 26.5 | 67.5 | 50 |
| 1ST-32SP | G2"X11 | R2"X11 | 30 | 30 | 77 | 65 |

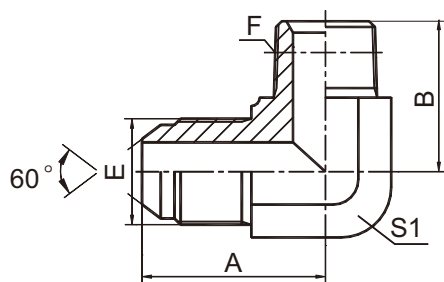
45°弯日本英管外螺纹 60°外锥 / 英锥管外螺纹
45°ELBOW JIS GAS MALE 60°CONE / BSPT MALE



1ST4-SP

| 代 号 PART NO. | 螺 纹 THREAD | | 尺 寸 DIMENSIONS | | |
|-----------------|------------|------------|----------------|------|----|
| | E | F | A | B | S1 |
| 1ST4-02SP | G1/8"X28 | R1/8"X28 | 19 | 17 | 11 |
| 1ST4-02-04SP | G1/8"X28 | R1/4"X19 | 19.8 | 21 | 14 |
| 1ST4-04SP | G1/4"X19 | R1/4"X19 | 24 | 21 | 14 |
| 1ST4-04-02SP | G1/4"X19 | R1/8"X28 | 24.5 | 17.5 | 14 |
| 1ST4-04-06SP | G1/4"X19 | R3/8"X19 | 24.5 | 23 | 16 |
| 1ST4-04-08SP | G1/4"X19 | R1/2"X14 | 26.5 | 29.5 | 22 |
| 1ST4-06SP | G3/8"X19 | R3/8"X19 | 26 | 23 | 16 |
| 1ST4-06-04SP | G3/8"X19 | R1/4"X19 | 26 | 21 | 16 |
| 1ST4-06-08SP | G3/8"X19 | R1/2"X14 | 28.5 | 29.5 | 22 |
| 1ST4-08SP | G1/2"X14 | R1/2"X14 | 31 | 29.5 | 22 |
| 1ST4-08-06SP | G1/2"X14 | R3/8"X19 | 30.5 | 25 | 22 |
| 1ST4-12SP | G3/4"X14 | R3/4"X14 | 34.5 | 30.5 | 27 |
| 1ST4-12-08SP | G3/4"X14 | R1/2"X14 | 34 | 30 | 27 |
| 1ST4-16SP | G1"X11 | R1"X11 | 37.5 | 38 | 33 |
| 1ST4-16-12SP | G1"X11 | R3/4"X14 | 37.5 | 32 | 33 |
| 1ST4-20SP | G1.1/4"X11 | R1.1/4"X11 | 44.5 | 43 | 41 |
| 1ST4-24SP | G1.1/2"X11 | R1.1/2"X11 | 47.5 | 47 | 48 |
| 1ST4-32SP | G2"X11 | R2"X11 | 54 | 53 | 63 |

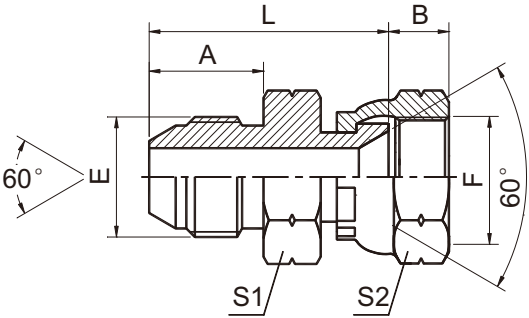
90°弯日本英管外螺纹 60°外锥 / 英锥管外螺纹
90°ELBOW JIS GAS MALE 60°CONE / BSPT MALE



1ST9-SP

| 代 号 PART NO. | 螺 纹 THREAD | | 尺 寸 DIMENSIONS | | |
|-----------------|------------|------------|----------------|------|----|
| | E | F | A | B | S1 |
| 1ST9-02SP | G1/8"X28 | R1/8"X28 | 21.8 | 21 | 11 |
| 1ST9-02-04SP | G1/8"X28 | R1/4"X19 | 24.3 | 25.5 | 14 |
| 1ST9-04SP | G1/4"X19 | R1/4"X19 | 29 | 25.5 | 14 |
| 1ST9-04-02SP | G1/4"X19 | R1/8"X28 | 29 | 23.5 | 14 |
| 1ST9-04-06SP | G1/4"X19 | R3/8"X19 | 30 | 28.5 | 16 |
| 1ST9-06SP | G3/8"X19 | R3/8"X19 | 31.5 | 28.5 | 16 |
| 1ST9-06-04SP | G3/8"X19 | R1/4"X19 | 31.5 | 26.5 | 16 |
| 1ST9-06-08SP | G3/8"X19 | R1/2"X14 | 36 | 36 | 22 |
| 1ST9-08SP | G1/2"X14 | R1/2"X14 | 38 | 36 | 22 |
| 1ST9-08-06SP | G1/2"X14 | R3/8"X19 | 38 | 32.5 | 22 |
| 1ST9-08-12SP | G1/2"X14 | R3/4"X14 | 41 | 43.5 | 27 |
| 1ST9-12SP | G3/4"X14 | R3/4"X14 | 43 | 43.5 | 27 |
| 1ST9-12-08SP | G3/4"X14 | R1/2"X14 | 43 | 39.5 | 27 |
| 1ST9-12-16SP | G3/4"X14 | R1"X11 | 47 | 50 | 33 |
| 1ST9-16SP | G1"X11 | R1"X11 | 48.5 | 50 | 33 |
| 1ST9-20SP | G1.1/4"X11 | R1.1/4"X11 | 57 | 56.5 | 41 |
| 1ST9-24SP | G1.1/2"X11 | R1.1/2"X11 | 61 | 62.5 | 48 |
| 1ST9-32SP | G2"X11 | R2"X11 | 73.2 | 74.2 | 63 |

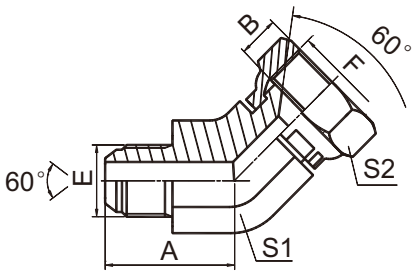
日式英管外螺纹 / 日式英管内螺纹
JIS GAS MALE/JIS GAS FEMALE



2S

| 代 号 PART NO. | 螺 纹 THREAD | | 尺 寸 DIMENSIONS | | | | |
|-----------------|------------|------------|----------------|------|----|----|------|
| | E | F | A | B | S1 | S2 | L |
| 2S-02 | G1/8"X28 | G1/8"X28 | 12 | 6.5 | 14 | 14 | 26 |
| 2S-04 | G1/4"X19 | G1/4"X19 | 16 | 8 | 17 | 19 | 30.5 |
| 2S-04-06 | G1/4"X19 | G3/8"X19 | 16 | 9 | 17 | 22 | 31.5 |
| 2S-06-04 | G3/8"X19 | G1/4"X19 | 18 | 8 | 19 | 19 | 33.5 |
| 2S-06 | G3/8"X19 | G3/8"X19 | 18 | 9 | 19 | 22 | 33.5 |
| 2S-06-08 | G3/8"X19 | G1/2"X14 | 18 | 12 | 19 | 27 | 35 |
| 2S-08-06 | G1/2"X14 | G3/8"X19 | 20 | 9 | 22 | 22 | 37.5 |
| 2S-08 | G1/2"X14 | G1/2"X14 | 20 | 12 | 22 | 27 | 39 |
| 2S-08-12 | G1/2"X14 | G3/4"X14 | 20 | 13.5 | 27 | 32 | 42.5 |
| 2S-12-08 | G3/4"X14 | G1/2"X14 | 22 | 12 | 30 | 27 | 43 |
| 2S-12 | G3/4"X14 | G3/4"X14 | 22 | 13.5 | 30 | 32 | 44.5 |
| 2S-12-16 | G3/4"X14 | G1"X11 | 22 | 16 | 32 | 41 | 47 |
| 2S-16-12 | G1"X11 | G3/4"X14 | 24 | 13.5 | 36 | 32 | 47.5 |
| 2S-16 | G1"X11 | G1"X11 | 24 | 16 | 36 | 41 | 49 |
| 2S-16-20 | G1"X11 | G1.1/4"X11 | 24 | 18.5 | 41 | 50 | 54 |
| 2S-20 | G1.1/4"X11 | G1.1/4"X11 | 27 | 18.5 | 46 | 50 | 54.5 |
| 2S-20-24 | G1.1/4"X11 | G1.1/2"X11 | 27 | 19 | 46 | 55 | 57.5 |
| 2S-24 | G1.1/2"X11 | G1.1/2"X11 | 27 | 19 | 50 | 55 | 59.5 |

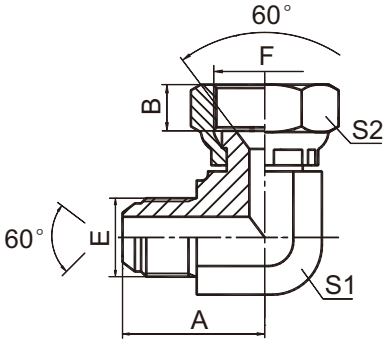
45°日式英管外螺纹 / 日式英管内螺纹
45°JIS GAS MALE/JIS GAS FEMALE



2S4

| 代号 PART NO. | 螺 纹 THREAD | | 尺 寸 DIMENSIONS | | | |
|----------------|------------|------------|----------------|------|----|----|
| | E | F | A | B | S1 | S2 |
| 2S4-02 | G1/8"X28 | G1/8"X28 | 19 | 6.5 | 11 | 14 |
| 2S4-04 | G1/4"X19 | G1/4"X19 | 24 | 8 | 14 | 19 |
| 2S4-04-06 | G1/4"X19 | G3/8"X19 | 24 | 9 | 14 | 22 |
| 2S4-06 | G3/8"X19 | G3/8"X19 | 26 | 9 | 16 | 22 |
| 2S4-06-04 | G3/8"X19 | G1/4"X19 | 26 | 8 | 16 | 19 |
| 2S4-06-08 | G3/8"X19 | G1/2"X14 | 26 | 12 | 16 | 27 |
| 2S4-08 | G1/2"X14 | G1/2"X14 | 30.5 | 12 | 22 | 27 |
| 2S4-08-06 | G1/2"X14 | G3/8"X19 | 30.5 | 9 | 22 | 22 |
| 2S4-12 | G3/4"X14 | G3/4"X14 | 34 | 13.5 | 27 | 32 |
| 2S4-16 | G1"X11 | G1"X11 | 37.5 | 16 | 33 | 41 |
| 2S4-20 | G1.1/4"X11 | G1.1/4"X11 | 44.5 | 18.5 | 41 | 50 |
| 2S4-24 | G1.1/2"X11 | G1.1/2"X11 | 47.5 | 19 | 48 | 55 |

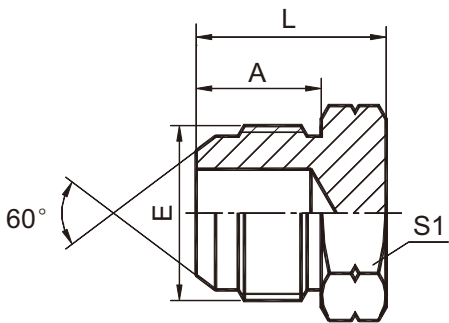
90°日式英管外螺纹 / 日式英管内螺纹
90°JIS GAS MALE/JIS GAS FEMALE



2S9

| 代号 PART NO. | 螺 纹 THREAD | | 尺 寸 DIMENSIONS | | | |
|----------------|------------|------------|----------------|------|----|----|
| | E | F | A | B | S1 | S2 |
| 2S9-02 | G1/8"X28 | G1/8"X28 | 21.8 | 6.5 | 11 | 14 |
| 2S9-04 | G1/4"X19 | G1/4"X19 | 28.5 | 8 | 14 | 19 |
| 2S9-04-06 | G1/4"X19 | G3/8"X19 | 28.5 | 9 | 14 | 22 |
| 2S9-06 | G3/8"X19 | G3/8"X19 | 31.5 | 9 | 16 | 22 |
| 2S9-06-04 | G3/8"X19 | G1/4"X19 | 31.5 | 8 | 16 | 19 |
| 2S9-06-08 | G3/8"X19 | G1/2"X14 | 31.5 | 12 | 16 | 27 |
| 2S9-08 | G1/2"X14 | G1/2"X14 | 38 | 12 | 22 | 27 |
| 2S9-08-06 | G1/2"X14 | G3/8"X19 | 38 | 9 | 22 | 22 |
| 2S9-12 | G3/4"X14 | G3/4"X14 | 43 | 13.5 | 27 | 32 |
| 2S9-16 | G1"X11 | G1"X11 | 48.5 | 16 | 33 | 41 |
| 2S9-20 | G1.1/4"X11 | G1.1/4"X11 | 57 | 18.5 | 41 | 50 |
| 2S9-24 | G1.1/2"X11 | G1.1/2"X11 | 61 | 19 | 48 | 55 |

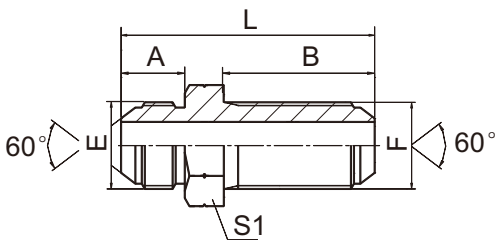
日本英管外螺纹 60°外锥
JIS GAS MALE 60°CONE



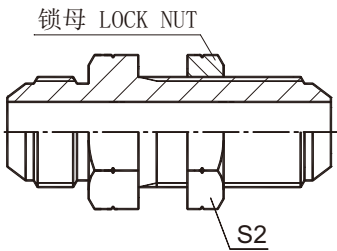
4S

| 代号 PART NO. | 螺 纹 THREAD | 尺 寸 DIMENSIONS | | |
|----------------|------------|----------------|----|----|
| | E | A | L | S1 |
| 4S-02 | G1/8"X28 | 12 | 18 | 14 |
| 4S-04 | G1/4"X19 | 16 | 24 | 17 |
| 4S-06 | G3/8"X19 | 18 | 24 | 19 |
| 4S-08 | G1/2"X14 | 20 | 28 | 22 |
| 4S-12 | G3/4"X14 | 22 | 32 | 30 |
| 4S-16 | G1"X11 | 24 | 35 | 36 |
| 4S-20 | G1.1/4"X11 | 27 | 40 | 46 |
| 4S-24 | G1.1/2"X11 | 27 | 42 | 50 |
| 4S-32 | G2"X11 | 30 | 47 | 65 |

日本英管外螺纹 60°外锥 过板接头
JIS GAS MALE 60°CONE BULKHEAD



6S



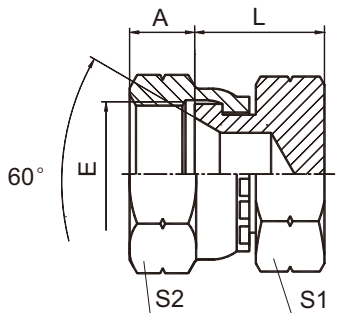
6S-LN

| 代号 PART NO. | 螺 纹 THREAD | | 尺 寸 DIMENSIONS | | | | |
|----------------|------------|----------|----------------|----|----|----|----|
| | E | F | A | B | L | S1 | S2 |
| 6S-04 | G1/4"X19 | G1/4"X19 | 16 | 32 | 56 | 19 | 19 |
| 6S-06 | G3/8"X19 | G3/8"X19 | 18 | 36 | 62 | 22 | 22 |
| 6S-08 | G1/2"X14 | G1/2"X14 | 20 | 40 | 70 | 27 | 27 |
| 6S-12 | G3/4"X14 | G3/4"X14 | 22 | 41 | 74 | 32 | 32 |
| 6S-16 | G1"X11 | G1"X11 | 24 | 45 | 88 | 41 | 41 |

注：如需带锁母整套订货，则请在代号后加“LN”，如6S-16LN，锁母代号为8B。

Note: In case if you are interested to order the adaptor in complete set with lock nut ,it is necessary to insert suffix"LN" after our part no.,for example 6S-16LN,The lock nut no. is 8B。

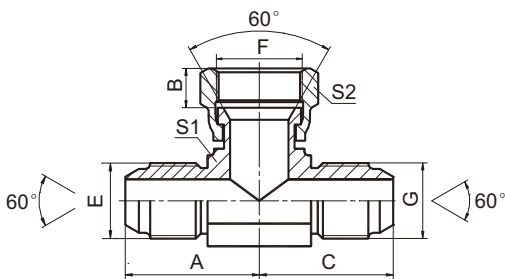
日本英管内螺纹 60°内锥堵头
JIS GAS FEMALE 60°SEAT PLUG



9S

| 代号 PART NO. | 螺 纹 THREAD | | 尺 寸 DIMENSIONS | | | |
|----------------|------------|--|----------------|------|----|----|
| | E | | A | L | S1 | S2 |
| 9S-04 | G1/4"X19 | | 8 | 14.5 | 17 | 19 |
| 9S-06 | G3/8"X19 | | 9 | 15.5 | 19 | 22 |
| 9S-08 | G1/2"X14 | | 12 | 19 | 22 | 27 |
| 9S-12 | G3/4"X14 | | 13.5 | 23.5 | 32 | 32 |
| 9S-16 | G1"X11 | | 16 | 25 | 36 | 41 |
| 9S-20 | G1.1/4"X11 | | 18.5 | 29.5 | 50 | 50 |
| 9S-24 | G1.1/2"X11 | | 19 | 29.5 | 55 | 55 |
| 9S-32 | G2"X11 | | 23 | 32 | 70 | 70 |

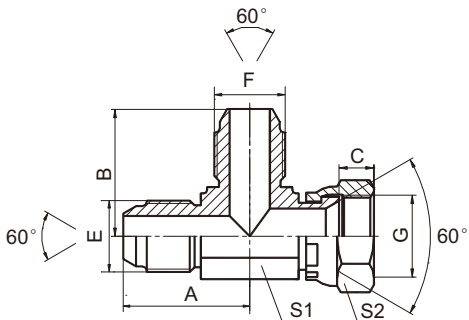
日本英管外螺纹60°外 锥 /日本英管内螺纹 60°内锥 三通
JIS GAS MALE 60°CONE / JIS GAS FEMALE 60°SEAT BRANCH TEE



BS

| 代号 PART NO. | 螺 纹 THREAD | | | 尺 寸 DIMENSIONS | | | | | |
|----------------|------------|----------|----------|----------------|------|------|----|----|--|
| | E | F | G | A | B | C | S1 | S2 | |
| BS-04 | G1/4"X19 | G1/4"X19 | G1/4"X19 | 28 | 8 | 28 | 14 | 19 | |
| BS-06 | G3/8"X19 | G3/8"X19 | G3/8"X19 | 29 | 9 | 29 | 16 | 22 | |
| BS-08 | G1/2"X14 | G1/2"X14 | G1/2"X14 | 38 | 12 | 38 | 22 | 27 | |
| BS-12 | G3/4"X14 | G3/4"X14 | G3/4"X14 | 43 | 13.5 | 43 | 27 | 32 | |
| BS-16 | G1"X11 | G1"X11 | G1"X11 | 48.5 | 16 | 48.5 | 33 | 41 | |

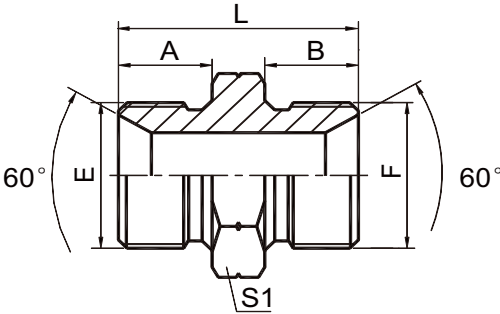
日本英管外螺纹60°外 锥 /日本英管内螺纹 60°内锥 三通
JIS GAS MALE 60°CONE / JIS GAS FEMALE 60°SEAT RUN TEE



CS

| 代号 PART NO. | 螺 纹 THREAD | | | 尺 寸 DIMENSIONS | | | | | |
|----------------|------------|----------|----------|----------------|------|------|----|----|--|
| | E | F | G | A | B | C | S1 | S2 | |
| CS-04 | G1/4"X19 | G1/4"X19 | G1/4"X19 | 28 | 28 | 8 | 14 | 19 | |
| CS-06 | G3/8"X19 | G3/8"X19 | G3/8"X19 | 29 | 29 | 9 | 16 | 22 | |
| CS-08 | G1/2"X14 | G1/2"X14 | G1/2"X14 | 38 | 38 | 12 | 22 | 27 | |
| CS-12 | G3/4"X14 | G3/4"X14 | G3/4"X14 | 43 | 43 | 13.5 | 27 | 32 | |
| CS-16 | G1"X11 | G1"X11 | G1"X11 | 48.5 | 48.5 | 16 | 33 | 41 | |

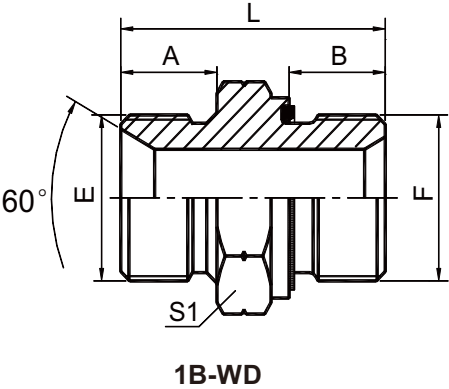
英管外螺纹60°内锥或六角端面用组合垫密封
BSP MALE DOUBLE USE FOR 60° CONE SEAT OR BONDED SEAL



1B

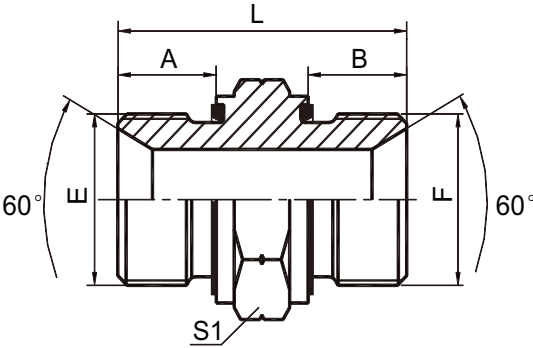
| 代 号 PART NO. | 螺 纹 THREAD | | 尺 寸 DIMENSIONS | | | |
|-----------------|-------------|------------|-----------------|------|------|-----|
| | E | F | A | B | L | S1 |
| 1B-02 | G1/8"X28 | G1/8"X28 | 10 | 10 | 26 | 14 |
| 1B-02-04 | G1/8"X28 | G1/4"X19 | 10 | 12 | 28 | 19 |
| 1B-02-06 | G1/8"X28 | G3/8"X19 | 10 | 13.5 | 31.5 | 22 |
| 1B-02-08 | G1/8"X28 | G1/2"X14 | 10 | 16 | 36 | 27 |
| 1B-04 | G1/4"X19 | G1/4"X19 | 12 | 12 | 30 | 19 |
| 1B-04-06 | G1/4"X19 | G3/8"X19 | 12 | 13.5 | 33.5 | 22 |
| 1B-04-08 | G1/4"X19 | G1/2"X14 | 12 | 16 | 38 | 27 |
| 1B-04-10 | G1/4"X19 | G5/8"X14 | 12 | 17.5 | 39.5 | 30 |
| 1B-06 | G3/8"X19 | G3/8"X19 | 13.5 | 13.5 | 35 | 22 |
| 1B-06-08 | G3/8"X19 | G1/2"X14 | 13.5 | 16 | 39.5 | 27 |
| 1B-06-10 | G3/8"X19 | G5/8"X14 | 13.5 | 17.5 | 42 | 30 |
| 1B-06-12 | G3/8"X19 | G3/4"X14 | 13.5 | 18.5 | 43 | 32 |
| 1B-08 | G1/2"X14 | G1/2"X14 | 16 | 16 | 42 | 27 |
| 1B-08-10 | G1/2"X14 | G5/8"X14 | 16 | 17.5 | 43.5 | 30 |
| 1B-08-12 | G1/2"X14 | G3/4"X14 | 16 | 18.5 | 45.5 | 32 |
| 1B-10 | G5/8"X14 | G5/8"X14 | 17.5 | 17.5 | 45 | 30 |
| 1B-10-12 | G5/8"X14 | G3/4"X14 | 17.5 | 18.5 | 47 | 32 |
| 1B-10-16 | G5/8"X14 | G1"X11 | 17.5 | 20.5 | 51.5 | 41 |
| 1B-12 | G3/4"X14 | G3/4"X14 | 18.5 | 18.5 | 48 | 32 |
| 1B-12-16 | G3/4"X14 | G1"X11 | 18.5 | 20.5 | 52.5 | 41 |
| 1B-12-20 | G3/4"X14 | G1.1/4"X11 | 18.5 | 20.5 | 56 | 50 |
| 1B-16 | G1"X11 | G1"X11 | 20.5 | 20.5 | 54 | 41 |
| 1B-16-20 | G1"X11 | G1.1/4"X11 | 20.5 | 20.5 | 58 | 50 |
| 1B-16-24 | G1"X11 | G1.1/2"X11 | 20.5 | 23 | 60.5 | 55 |
| 1B-20 | G1.1/4"X11 | G1.1/4"X11 | 20.5 | 20.5 | 58 | 50 |
| 1B-20-24 | G1.1/4"X11 | G1.1/2"X11 | 20.5 | 23 | 60.5 | 55 |
| 1B-24 | G1.1/2"X11 | G1.1/2"X11 | 23 | 23 | 63 | 55 |
| 1B-24-32 | G1.1/2"X11 | G2"X11 | 23 | 25.5 | 66.5 | 70 |
| 1B-32 | G2"X11 | G2"X11 | 25.5 | 25.5 | 68 | 70 |
| 1B-40 | G2.1/2"X11 | G2.1/2"X11 | 32 | 32 | 81 | 90 |
| 1B-48 | G3"X11 | G3"X11 | 36 | 36 | 92 | 100 |

英管外螺纹60°内锥或六角端面用组合垫密封 / 英管外螺纹胶垫密封
BSP MALE DOUBLE USE FOR 60° CONE SEAT OR BONDED SEAL / BSP MALE CAPTIVE SEAL



| 代 号 PART NO. | 螺 纹 THREAD | | 胶 垫 CAPTIVE | 尺 寸 DIMENSIONS | | | |
|-----------------|------------|------------|-------------|----------------|----|------|----|
| | E | F | | A | B | L | S1 |
| 1B-04WD | G1/4"X19 | G1/4"X19 | WD-B04 | 12 | 12 | 32 | 19 |
| 1B-04-06WD | G1/4"X19 | G3/8"X19 | WD-B06 | 12 | 12 | 34.5 | 22 |
| 1B-04-08WD | G1/4"X19 | G1/2"X14 | WD-B08 | 12 | 14 | 39 | 27 |
| 1B - 06WD | G3/8"X19 | G3/8"X19 | WD-B06 | 13.5 | 12 | 34 | 22 |
| 1B-06-08WD | G3/8"X19 | G1/2"X14 | WD-B08 | 13.5 | 14 | 40.5 | 27 |
| 1B - 08WD | G1/2"X14 | G1/2"X14 | WD-B08 | 16 | 14 | 43 | 27 |
| 1B-08-12WD | G1/2"X14 | G3/4"X14 | WD-B12 | 16 | 16 | 46 | 32 |
| 1B - 12WD | G3/4"X14 | G3/4"X14 | WD-B12 | 18.5 | 16 | 46.5 | 32 |
| 1B-12-16WD | G3/4"X14 | G1"X11 | WD-B16 | 18.5 | 18 | 52.5 | 41 |
| 1B - 16WD | G1"X11 | G1"X11 | WD-B16 | 20.5 | 18 | 54.5 | 41 |
| 1B-16-20WD | G1"X11 | G1.1/4"X11 | WD-B20 | 20.5 | 20 | 58.5 | 50 |
| 1B - 20WD | G1.1/4"X11 | G1.1/4"X11 | WD-B20 | 20.5 | 20 | 58.5 | 50 |

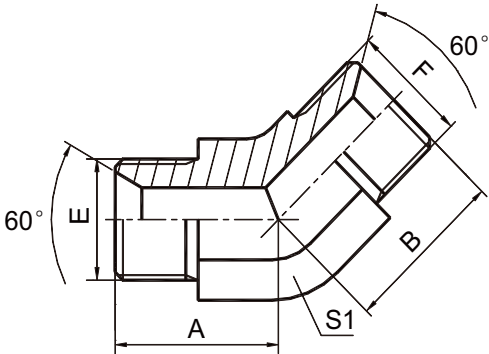
英管外螺纹60°内锥胶垫密封
BSP MALE 60° SEAT CAPTIVE SEAL



1B-2WD

| 代号 PART NO. | 螺 纹 THREAD | | 胶 垫CAPTIVE | | 尺 寸 DIMENSIONS | | | |
|----------------|------------|------------|------------|--------|----------------|----|------|----|
| | E | F | E端 | F端 | A | B | L | S1 |
| 1B - 02/2WD | G1/8"X28 | G1/8"X28 | WD-B02 | WD-B02 | 8 | 8 | 25 | 14 |
| 1B-02-04/2WD | G1/8"X28 | G1/4"X19 | WD-B02 | WD-B04 | 8 | 12 | 29.5 | 19 |
| 1B - 04/2WD | G1/4"X19 | G1/4"X19 | WD-B04 | WD-B04 | 12 | 12 | 34 | 19 |
| 1B - 04-06/2WD | G1/4"X19 | G3/8"X19 | WD-B04 | WD-B06 | 12 | 12 | 36.5 | 22 |
| 1B - 06/2WD | G3/8"X19 | G3/8"X19 | WD-B06 | WD-B06 | 12 | 12 | 37 | 22 |
| 1B - 06-08/2WD | G3/8"X19 | G1/2"X14 | WD-B06 | WD-B08 | 12 | 14 | 41.5 | 27 |
| 1B - 08/2WD | G1/2"X14 | G1/2"X14 | WD-B08 | WD-B08 | 14 | 14 | 44 | 27 |
| 1B - 08-12/2WD | G1/2"X14 | G3/4"X14 | WD-B08 | WD-B12 | 14 | 16 | 46 | 32 |
| 1B - 12/2WD | G3/4"X14 | G3/4"X14 | WD-B12 | WD-B12 | 16 | 16 | 47 | 32 |
| 1B - 12-16/2WD | G3/4"X14 | G1"X11 | WD-B12 | WD-B16 | 16 | 18 | 52 | 41 |
| 1B - 16/2WD | G1"X11 | G1"X11 | WD-B16 | WD-B16 | 18 | 18 | 55 | 41 |
| 1B - 16-20/2WD | G1"X11 | G1.1/4"X11 | WD-B16 | WD-B20 | 18 | 20 | 57 | 50 |
| 1B - 20/2WD | G1.1/4"X11 | G1.1/4"X11 | WD-B20 | WD-B20 | 20 | 20 | 61 | 50 |
| 1B - 20-24/2WD | G1.1/4"X11 | G1.1/2"X11 | WD-B20 | WD-B24 | 20 | 22 | 63 | 55 |
| 1B - 24/2WD | G1.1/2"X11 | G1.1/2"X11 | WD-B24 | WD-B24 | 22 | 22 | 65 | 55 |
| 1B - 24-32/2WD | G1.1/2"X11 | G2"X11 | WD-B24 | WD-B32 | 22 | 20 | 66 | 75 |
| 1B - 32/2WD | G2"X11 | G2"X11 | WD-B32 | WD-B32 | 20 | 20 | 65 | 75 |

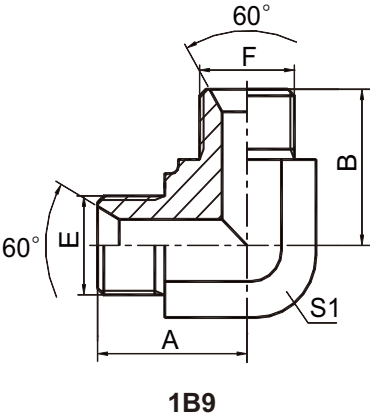
45°英管外螺纹60°内锥
45° BSP MALE 60° SEAT



1B4

| 代 号 PART NO. | 螺 纹 THREAD | | 尺 寸 DIMENSIONS | | |
|-----------------|------------|------------|----------------|------|----|
| | E | F | A | B | S1 |
| 1B4-02 | G1/8"X28 | G1/8"X28 | 17 | 17 | 11 |
| 1B4-04 | G1/4"X19 | G1/4"X19 | 20.3 | 20.3 | 14 |
| 1B4-04-06 | G1/4"X19 | G3/8"X19 | 20.5 | 22 | 16 |
| 1B4-06 | G3/8"X19 | G3/8"X19 | 22 | 22 | 16 |
| 1B4-06-08 | G3/8"X19 | G1/2"X14 | 24 | 27 | 22 |
| 1B4-08 | G1/2"X14 | G1/2"X14 | 27 | 27 | 22 |
| 1B4-08-12 | G1/2"X14 | G3/4"X14 | 28.5 | 31 | 27 |
| 1B4-10 | G5/8"X14 | G5/8"X14 | 28.5 | 28.5 | 22 |
| 1B4-10-12 | G5/8"X14 | G3/4"X14 | 30 | 31 | 27 |
| 1B4-12 | G3/4"X14 | G3/4"X14 | 31 | 31 | 27 |
| 1B4-12-16 | G3/4"X14 | G1"X11 | 32.5 | 35 | 33 |
| 1B4-16 | G1"X11 | G1"X11 | 35 | 35 | 33 |
| 1B4-16-20 | G1"X11 | G1.1/4"X11 | 38.5 | 38.5 | 41 |
| 1B4-20 | G1.1/4"X11 | G1.1/4"X11 | 38.5 | 38.5 | 41 |
| 1B4-20-24 | G1.1/4"X11 | G1.1/2"X11 | 41.5 | 44 | 48 |
| 1B4-24 | G1.1/2"X11 | G1.1/2"X11 | 44 | 44 | 48 |
| 1B4-32 | G2"X11 | G2"X11 | 51 | 51 | 63 |

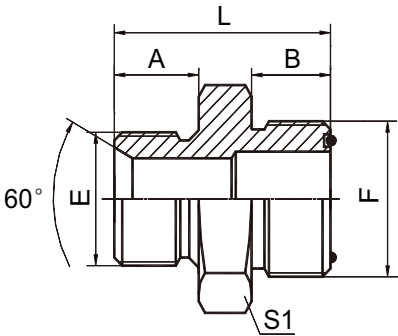
90°弯英管外螺纹60°内锥
90° ELBOW BSP MALE 60° SEAT



| 代 号 PART NO. | 螺 纹 THREAD | | 尺 寸 DIMENSIONS | | |
|-----------------|------------|------------|----------------|------|----|
| | E | F | A | B | S1 |
| 1B9-02 | G1/8"X28 | G1/8"X28 | 19.8 | 19.8 | 11 |
| 1B9-02-04 | G1/8"X28 | G1/4"X19 | 23 | 25 | 14 |
| 1B9-04 | G1/4"X19 | G1/4"X19 | 24.5 | 24.5 | 14 |
| 1B9-04-06 | G1/4"X19 | G3/8"X19 | 26.5 | 27.5 | 16 |
| 1B9-06 | G3/8"X19 | G3/8"X19 | 27.5 | 27.5 | 16 |
| 1B9-06-08 | G3/8"X19 | G1/2"X14 | 31 | 34.5 | 22 |
| 1B9-08 | G1/2"X14 | G1/2"X14 | 34.5 | 34.5 | 22 |
| 1B9-08-12 | G1/2"X14 | G3/4"X14 | 37.5 | 40 | 27 |
| 1B9-10 | G5/8"X14 | G5/8"X14 | 35 | 35 | 22 |
| 1B9-10-12 | G5/8"X14 | G3/4"X14 | 37.5 | 39 | 30 |
| 1B9-12 | G3/4"X14 | G3/4"X14 | 40 | 40 | 27 |
| 1B9-12-16 | G3/4"X14 | G1"X11 | 43.5 | 46 | 33 |
| 1B9-16 | G1"X11 | G1"X11 | 46 | 46 | 33 |
| 1B9-16-20 | G1"X11 | G1.1/4"X11 | 50.5 | 50.5 | 41 |
| 1B9-20 | G1.1/4"X11 | G1.1/4"X11 | 50.5 | 50.5 | 41 |
| 1B9-20-24 | G1.1/4"X11 | G1.1/2"X11 | 54.5 | 57.5 | 48 |
| 1B9-24 | G1.1/2"X11 | G1.1/2"X11 | 57.5 | 57.5 | 48 |
| 1B9-32 | G2"X11 | G2"X11 | 68 | 68 | 63 |

C

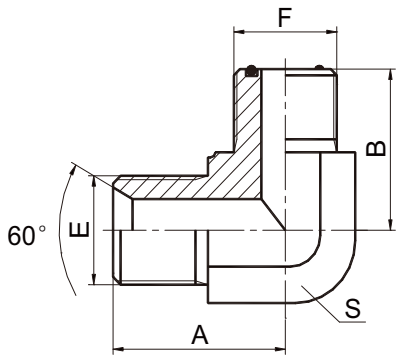
英管外螺纹60°内锥/美制ORFS外螺纹
BSP MALE 60° SEAT/ORFS MALE



1BF

| 代 号 PART NO. | 螺 纹 THREAD | | O形圈 O-RING | 尺 寸 DIMENSIONS | | | |
|-----------------|------------|-------------|------------|----------------|------|------|----|
| | E | F | F 端 | A | B | L | S1 |
| 1BF-02-06 | G1/8"X28 | 11/16"X16 | 9.25X1.78 | 10 | 11.2 | 27.5 | 19 |
| 1BF-04 | G1/4"X19 | 9/16"X18 | 7.65X1.78 | 12 | 10 | 28 | 19 |
| 1BF-04-06 | G1/4"X19 | 11/16"X16 | 9.25X1.78 | 12 | 11.2 | 29.5 | 19 |
| 1BF-04-08 | G1/4"X19 | 13/16"X16 | 12.42X1.78 | 12 | 12.8 | 33 | 22 |
| 1BF-06 | G3/8"X19 | 11/16"X16 | 9.25X1.78 | 13.5 | 11.2 | 32.7 | 22 |
| 1BF-06-04 | G3/8"X19 | 9/16"X18 | 7.65X1.78 | 13.5 | 10 | 31.5 | 22 |
| 1BF-06-08 | G3/8"X19 | 13/16"X16 | 12.42X1.78 | 13.5 | 12.8 | 34.5 | 22 |
| 1BF-06-10 | G3/8"X19 | 1"X14 | 15.6X1.78 | 13.5 | 15.5 | 39 | 27 |
| 1BF-08 | G1/2"X14 | 13/16"X16 | 12.42X1.78 | 16 | 12.8 | 38.8 | 27 |
| 1BF-08-06 | G1/2"X14 | 11/16"X16 | 9.25X1.78 | 16 | 11.2 | 37 | 27 |
| 1BF-08-10 | G1/2"X14 | 1"X14 | 15.6X1.78 | 16 | 15.5 | 41.5 | 27 |
| 1BF-08-12 | G1/2"X14 | 1.3/16"X12 | 18.77X1.78 | 16 | 17 | 44 | 32 |
| 1BF-12-08 | G3/4"X14 | 13/16"X16 | 12.42X1.78 | 18.5 | 12.8 | 42 | 32 |
| 1BF-12 | G3/4"X14 | 1.3/16"X12 | 18.77X1.78 | 18.5 | 17 | 46.5 | 32 |
| 1BF-16 | G1"X11 | 1.7/16"X12 | 23.52X1.78 | 20.5 | 17.5 | 51 | 41 |
| 1BF-16-12 | G1"X11 | 1.3/16"X12 | 18.77X1.78 | 20.5 | 17 | 50.5 | 41 |
| 1BF-20-16 | G1.1/4"X11 | 1.7/16"X12 | 23.52X1.78 | 20.5 | 17.5 | 53 | 50 |
| 1BF-20 | G1.1/4"X11 | 1.11/16"X12 | 29.87X1.78 | 20.5 | 17.5 | 53 | 50 |
| 1BF-24 | G1.1/2"X11 | 2"X12 | 37.82X1.78 | 23 | 17.5 | 55.5 | 55 |

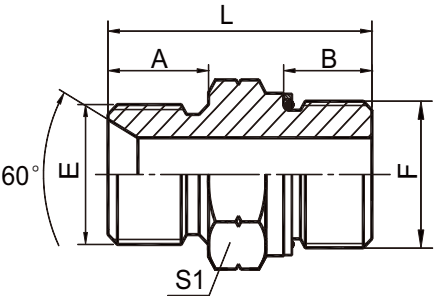
90°英管外螺纹60°内锥面/美制ORFS外螺纹
90°BSPP MALE 60° SEAT/ORFS MALE



1BF9

| 代号 PART NO. | 螺 纹 THREAD | | O形圈 O-RING | 尺 寸 DIMENSIONS | | |
|----------------|------------|-------------|------------|----------------|------|----|
| | E | F | F端 | A | B | S1 |
| 1BF9-04 | G1/4"X19 | 9/16"X18 | O011 | 24.5 | 23 | 14 |
| 1BF9-06-04 | G3/8"X19 | 9/16"X19 | O011 | 27.5 | 24 | 16 |
| 1BF9-06 | G3/8"X19 | 11/16"X16 | O012 | 28.5 | 27 | 19 |
| 1BF9-06-08 | G3/8"X19 | 13/16"X16 | O014 | 31 | 31 | 22 |
| 1BF9-08 | G1/2"X14 | 13/16"X16 | O014 | 34.5 | 31 | 22 |
| 1BF9-08-10 | G1/2"X14 | 1"X14 | O016 | 37.5 | 36.5 | 27 |
| 1BF9-10 | G5/8"X14 | 1"X14 | O016 | 39 | 36.5 | 27 |
| 1BF9-10-12 | G5/8"X14 | 1.3/16"X12 | O018 | 39.5 | 40.5 | 30 |
| 1BF9-12 | G3/4"X14 | 1.3/16"X12 | O018 | 41 | 40.5 | 30 |
| 1BF9-12-16 | G3/4"X14 | 1.7/16"X12 | O021 | 43.5 | 44.5 | 36 |
| 1BF9-16 | G1"X11 | 1.7/16"X12 | O021 | 47.5 | 44.5 | 36 |
| 1BF9-20 | G1.1/4"X11 | 1.11/16"X12 | O025 | 50.5 | 47.5 | 41 |
| 1BF9-20-24 | G1.1/4"X11 | 2"X12 | O029 | 55.5 | 53.5 | 50 |
| 1BF9-24 | G1.1/2"X11 | 2"X12 | O029 | 58.5 | 53.5 | 50 |

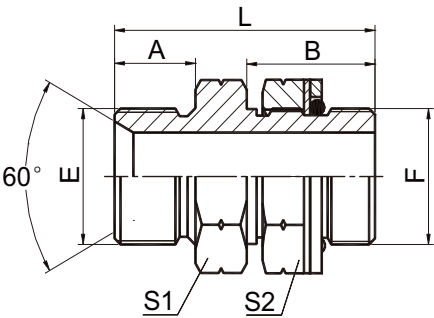
英管外螺纹60°内锥或六角端面用组合垫密封 / 英管外螺纹O形圈
BSP MALE DOUBLE USE FOR 60° CONE SEAT OR BONDED SEAL / BSP MALE O-RING



1BG

| 代 号 PART NO. | 螺 纹 THREAD | | O形圈 O-RING | 尺 寸 DIMENSIONS | | | |
|-----------------|------------|------------|------------|----------------|------|------|----|
| | E | F | | A | B | L | S1 |
| 1BG-02 | G1/8"X28 | G1/8"X28 | O011 | 10 | 9.5 | 27 | 14 |
| 1BG-04 | G1/4"X19 | G1/4"X19 | O111 | 12 | 11 | 31 | 19 |
| 1BG-04-06 | G1/4"X19 | G3/8"X19 | O113 | 12 | 11.5 | 32 | 22 |
| 1BG-06 | G3/8"X19 | G3/8"X19 | O113 | 13.5 | 11.5 | 33 | 22 |
| 1BG-06-04 | G3/8"X19 | G1/4"X19 | O111 | 13.5 | 11 | 32.5 | 22 |
| 1BG-06-08 | G3/8"X19 | G1/2"X14 | O115 | 13.5 | 14 | 38.5 | 27 |
| 1BG-08 | G1/2"X14 | G1/2"X14 | O115 | 16 | 14 | 41 | 27 |
| 1BG-08-06 | G1/2"X14 | G3/8"X19 | O113 | 16 | 11.5 | 36 | 27 |
| 1BG-08-12 | G1/2"X14 | G3/4"X14 | O119 | 16 | 15.5 | 45.5 | 32 |
| 1BG-10-08 | G5/8"X14 | G1/2"X14 | O115 | 17.5 | 14 | 44.5 | 30 |
| 1BG-12 | G3/4"X14 | G3/4"X14 | O119 | 18.5 | 15.5 | 46 | 32 |
| 1BG-12-08 | G3/4"X14 | G1/2"X14 | O115 | 18.5 | 14 | 45.5 | 32 |
| 1BG-16-08 | G1"X11 | G1/2"X14 | O115 | 20.5 | 14 | 50.5 | 41 |
| 1BG-16 | G1"X11 | G1"X11 | O217 | 20.5 | 18 | 53 | 41 |
| 1BG-16-12 | G1"X11 | G3/4"X14 | O119 | 20.5 | 15.5 | 52 | 41 |
| 1BG-20 | G1.1/4"X11 | G1.1/4"X11 | O222 | 20.5 | 20 | 58.5 | 50 |
| 1BG-24 | G1.1/2"X11 | G1.1/2"X11 | O224 | 23 | 21.5 | 62.5 | 55 |

英管外螺纹60°内锥或六角端面用组合垫密封 / 英管外螺纹O形圈
BSP MALE DOUBLE USE FOR 60° CONE SEAT OR BONDED SEAL / BSP MALE O-RING

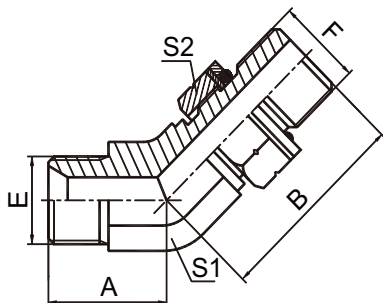


1BG-OG

| 代 号 PART NO. | 螺 纹 THREAD | | O形圈 O-RING | 尺 寸 DIMENSIONS | | | | |
|-----------------|------------|------------|------------|----------------|------|------|----|----|
| | E | F | | A | B | L | S1 | S2 |
| 1BG-04OG | G1/4"X19 | G1/4"X19 | O111 | 12 | 21 | 39 | 19 | 19 |
| 1BG-04-06OG | G1/4"X19 | G3/8"X19 | O113 | 12 | 24 | 42 | 19 | 22 |
| 1BG-06-04OG | G3/8"X19 | G1/4"X19 | O111 | 13.5 | 21 | 42.5 | 22 | 19 |
| 1BG-06OG | G3/8"X19 | G3/8"X19 | O113 | 13.5 | 24 | 45.5 | 22 | 22 |
| 1BG-06-08OG | G3/8"X19 | G1/2"X14 | O115 | 13.5 | 28 | 49.5 | 22 | 27 |
| 1BG-08-06OG | G1/2"X14 | G3/8"X19 | O113 | 16 | 24 | 50 | 27 | 22 |
| 1BG-08OG | G1/2"X14 | G1/2"X14 | O115 | 16 | 28 | 54 | 27 | 27 |
| 1BG-12OG | G3/4"X14 | G3/4"X14 | O119 | 18.5 | 32.5 | 62 | 32 | 32 |
| 1BG-16-08OG | G1"X11 | G1/2"X14 | O115 | 20.5 | 28 | 61.5 | 41 | 27 |
| 1BG-16-12OG | G1"X11 | G3/4"X14 | O119 | 20.5 | 32.5 | 66 | 41 | 32 |
| 1BG-16OG | G1"X11 | G1"X11 | O217 | 20.5 | 32.5 | 66 | 41 | 41 |
| 1BG-20-08OG | G1.1/4"X11 | G1/2"X14 | O115 | 20.5 | 33 | 63.5 | 50 | 27 |
| 1BG-20OG | G1.1/4"X11 | G1.1/4"X11 | O222 | 20.5 | 30 | 68.5 | 50 | 50 |
| 1BG-24OG | G1.1/2"X11 | G1.1/2"X11 | O224 | 23 | 34 | 72 | 55 | 55 |

注：F端与DIN 3852油口相配。F end is connected with DIN 3852 port.

45°弯英管外螺纹60°内锥 / 英管外螺纹O形圈
45° ELBOW BSP MALE 60° SEAT / BSP MALE O-RING

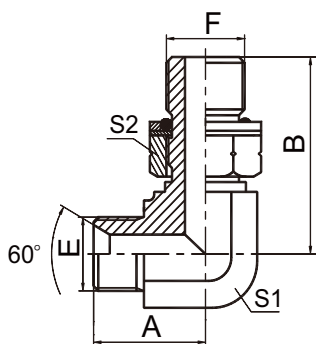


1BG4-OG

| 代号 PART NO. | 螺纹 THREAD | | O形圈 O-RING | 尺寸 DIMENSIONS | | | |
|----------------|------------|------------|------------|---------------|------|----|----|
| | E | F | | A | B | S1 | S2 |
| 1BG4-04OG | G1/4"X19 | G1/4"X19 | O111 | 22 | 28 | 14 | 19 |
| 1BG4-04-06OG | G1/4"X19 | G3/8"X19 | O113 | 21 | 30 | 16 | 22 |
| 1BG4-04-08OG | G1/4"X19 | G1/2"X14 | O115 | 22.5 | 36 | 22 | 27 |
| 1BG4-06OG | G3/8"X19 | G3/8"X19 | O113 | 21 | 30 | 16 | 22 |
| 1BG4-06-08OG | G3/8"X19 | G1/2"X14 | O115 | 23.5 | 36 | 22 | 27 |
| 1BG4-08OG | G1/2"X14 | G1/2"X14 | O115 | 27 | 36 | 22 | 27 |
| 1BG4-12OG | G3/4"X14 | G3/4"X14 | O119 | 32 | 42 | 27 | 32 |
| 1BG4-12-16OG | G3/4"X14 | G1"X11 | O217 | 32.5 | 44 | 33 | 41 |
| 1BG4-16OG | G1"X11 | G1"X11 | O217 | 34 | 44 | 33 | 41 |
| 1BG4-20OG | G1.1/4"X11 | G1.1/4"X11 | O222 | 38.5 | 47.5 | 41 | 50 |
| 1BG4-24OG | G1.1/2"X11 | G1.1/2"X11 | O224 | 44 | 51.5 | 48 | 55 |

注：F端与DIN 3852油口相配。Note: F end is connected with DIN 3852 port.

90°弯英管外螺纹60°内锥 / 英管外螺纹O形圈
90° ELBOW BSP MALE 60° SEAT / BSP MALE O-RING

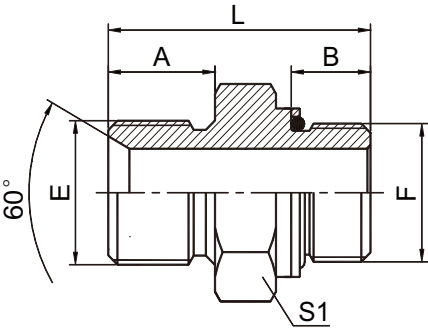


1BG9-OG

| 代号 PART NO. | 螺纹 THREAD | | O形圈 O-RING | 尺寸 DIMENSIONS | | | |
|----------------|------------|------------|------------|---------------|------|----|----|
| | E | F | | A | B | S1 | S2 |
| 1BG9-04OG | G1/4"X19 | G1/4"X19 | O111 | 25 | 31.5 | 14 | 19 |
| 1BG9-04-06OG | G1/4"X19 | G3/8"X19 | O113 | 26.5 | 36.8 | 16 | 22 |
| 1BG9-06OG | G3/8"X19 | G3/8"X19 | O113 | 28 | 36.8 | 16 | 22 |
| 1BG9-06-08OG | G3/8"X19 | G1/2"X14 | O115 | 31 | 43.2 | 22 | 27 |
| 1BG9-08OG | G1/2"X14 | G1/2"X14 | O115 | 34.5 | 43.2 | 22 | 27 |
| 1BG9-08-12OG | G1/2"X14 | G3/4"X14 | O119 | 40 | 49.3 | 27 | 32 |
| 1BG9-12OG | G3/4"X14 | G3/4"X14 | O119 | 40 | 49.3 | 27 | 32 |
| 1BG9-12-16OG | G3/4"X14 | G1"X11 | O217 | 45 | 53 | 33 | 41 |
| 1BG9-16OG | G1"X11 | G1"X11 | O217 | 46 | 53 | 33 | 41 |
| 1BG9-20-16OG | G1.1/4"X11 | G1"X11 | O217 | 50.5 | 58 | 41 | 41 |
| 1BG9-20OG | G1.1/4"X11 | G1.1/4"X11 | O222 | 51.5 | 58 | 41 | 50 |
| 1BG9-24OG | G1.1/2"X11 | G1.1/2"X11 | O224 | 58.5 | 63 | 48 | 55 |

注：F端与DIN 3852油口相配。Note: F end is connected with DIN 3852 port.

英管外螺纹60°内锥或六角端面用组合垫密封/公制外螺纹轻系列ISO 6149-3
BSP MALE DOUBLE USE FOR 60° CONE SEAT OR BONDED SEAL / METRIC MALE L-SERIES ISO 6149-3

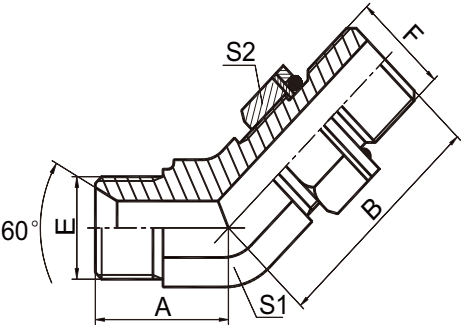


1BH

| 代号 PART NO. | 螺 纹 THREAD | | O形圈 O-RING | 尺 寸 DIMENSIONS | | | |
|----------------|------------|---------|------------|----------------|------|----|------|
| | E | F | F端 | A | B | S1 | L |
| 1BH-02-10 | G1/8"X28 | M10X1 | O08.1X1.6 | 10 | 8.5 | 14 | 25 |
| 1BH-02-12 | G1/8"X28 | M12X1.5 | O09.3X2.4 | 10 | 11 | 17 | 28 |
| 1BH-04-12 | G1/4"X19 | M12X1.5 | O09.3X2.4 | 12 | 11 | 19 | 30 |
| 1BH-04-14 | G1/4"X19 | M14X1.5 | O11.3X2.4 | 12 | 11 | 19 | 31.5 |
| 1BH-04-16 | G1/4"X19 | M16X1.5 | O13.3X2.4 | 12 | 11.5 | 22 | 31.5 |
| 1BH-06-14 | G3/8"X19 | M14X1.5 | O11.3X2.4 | 13.5 | 11 | 22 | 35 |
| 1BH-06-16 | G3/8"X19 | M16X1.5 | O13.3X2.4 | 13.5 | 11.5 | 22 | 33 |
| 1BH-06-18 | G3/8"X19 | M18X1.5 | O15.3X2.4 | 13.5 | 12.5 | 24 | 36.5 |
| 1BH-08-18 | G1/2"X14 | M18X1.5 | O15.3X2.4 | 16 | 12.5 | 27 | 41 |
| 1BH-08-22 | G1/2"X14 | M22X1.5 | O19.3X2.4 | 16 | 13 | 27 | 41.5 |
| 1BH-10-22 | G5/8"X14 | M22X1.5 | O19.3X2.4 | 17.5 | 13 | 30 | 43 |
| 1BH-12-16 | G3/4"X14 | M16X1.5 | O13.3X2.4 | 18.5 | 11.5 | 32 | 43.5 |
| 1BH-12-22 | G3/4"X14 | M22X1.5 | O19.3X2.4 | 18.5 | 13 | 32 | 45 |
| 1BH-12-27 | G3/4"X14 | M27X2 | O23.5X3.0 | 18.5 | 16 | 32 | 45.5 |
| 1BH-16-27 | G1"X11 | M27X2 | O23.5X3.0 | 20.5 | 16 | 41 | 49 |
| 1BH-16-33 | G1"X11 | M33X2 | O29.5X3.0 | 20.5 | 16 | 41 | 49.5 |
| 1BH-20-42 | G1.1/4"X11 | M42X2 | O38.5X3.0 | 20.5 | 16 | 50 | 51.5 |
| 1BH-24-48 | G1.1/2"X11 | M48X2 | O44.5X3.0 | 23 | 17.5 | 55 | 55.5 |

注：可与ISO 9974-1油口相配，去掉挡圈与ISO 6149-1油口相配。Note: fit for ISO 9974-1 port or ISO 6149-1 port when useless of retaining ring.

45°弯英管外螺纹60°内锥/公制外螺纹轻系列ISO 6149-3
45°ELBOW BSP MALE 60° SEAT / METRIC MALE L-SERIES ISO 6149-3

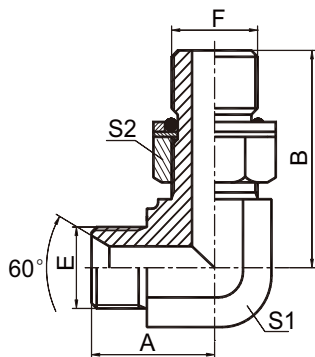


1BH4-OG

| 代号 PART NO. | 螺 纹 THREAD | | O形圈 O-RING F端 | 尺 寸 DIMENSIONS | | | |
|----------------|------------|---------|------------------|----------------|------|----|----|
| | E | F | | A | B | S1 | S2 |
| 1BH4-02-10OG | G1/8"X28 | M10X1 | O08.1X1.6 | 17 | 23.5 | 11 | 14 |
| 1BH4-02-12OG | G1/8"X28 | M12X1.5 | O09.3X2.4 | 17 | 27.5 | 11 | 17 |
| 1BH4-04-12OG | G1/4"X19 | M12X1.5 | O09.3X2.4 | 20.3 | 28.3 | 14 | 17 |
| 1BH4-04-14OG | G1/4"X19 | M14X1.5 | O11.3X2.4 | 20.3 | 28.3 | 14 | 19 |
| 1BH4-04-16OG | G1/4"X19 | M16X1.5 | O13.3X2.4 | 20.8 | 29.3 | 16 | 22 |
| 1BH4-06-14OG | G3/8"X19 | M14X1.5 | O11.3X2.4 | 22.3 | 28.8 | 16 | 19 |
| 1BH4-06-16OG | G3/8"X19 | M16X1.5 | O13.3X2.4 | 22.3 | 29.3 | 16 | 22 |
| 1BH4-06-18OG | G3/8"X19 | M18X1.5 | O15.3X2.4 | 23 | 31 | 19 | 24 |
| 1BH4-08-18OG | G1/2"X14 | M18X1.5 | O15.3X2.4 | 27.3 | 33.3 | 22 | 24 |
| 1BH4-08-22OG | G1/2"X14 | M22X1.5 | O19.3X2.4 | 27.3 | 33.3 | 22 | 27 |
| 1BH4-10-22OG | G5/8"X14 | M22X1.5 | O19.3X2.4 | 27.8 | 33.3 | 22 | 27 |
| 1BH4-12-22OG | G3/4"X14 | M22X1.5 | O19.3X2.4 | 31 | 34.5 | 27 | 27 |
| 1BH4-12-27OG | G3/4"X14 | M27X2 | O23.5X3.0 | 31 | 39.5 | 27 | 32 |
| 1BH4-16-27OG | G1"X11 | M27X2 | O23.5X3.0 | 34.5 | 40.5 | 33 | 32 |
| 1BH4-16-33OG | G1"X11 | M33X2 | O29.5X3.0 | 34.5 | 41 | 33 | 41 |
| 1BH4-20-42OG | G1.1/4"X11 | M42X2 | O38.5X3.0 | 39 | 45.5 | 41 | 50 |
| 1BH4-24-48OG | G1.1/2"X11 | M48X2 | O44.5X3.0 | 44 | 49.5 | 48 | 55 |

注：可与ISO 9974-1油口相配，去掉挡圈与ISO 6149-1油口相配。Note: fit for ISO 9974-1 port or ISO 6149-1 port when useless of retaining ring.

90° 弯英管外螺纹60°内锥/公制外螺纹轻系列ISO 6149-3
90° ELBOW BSP MALE 60° SEAT / METRIC MALE L-SERIES ISO 6149-3

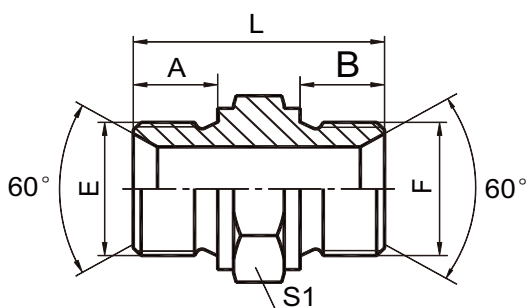


1BH9-OG

| 代 号 PART NO. | 螺 纹 THREAD | | O 形 圈 O-RING | 尺 寸 DIMENSIONS | | | |
|-----------------|------------|---------|--------------|----------------|------|----|----|
| | E | F | F 端 | A | B | S1 | S2 |
| 1BH9-02-10OG | G1/8"X28 | M10X1 | O08.1X1.6 | 20 | 26.5 | 11 | 14 |
| 1BH9-02-12OG | G1/8"X28 | M12X1.5 | O09.3X2.4 | 20 | 30.5 | 11 | 17 |
| 1BH9-04-12OG | G1/4"X19 | M12X1.5 | O09.3X2.4 | 24.5 | 32 | 14 | 17 |
| 1BH9-04-14OG | G1/4"X19 | M14X1.5 | O11.3X2.4 | 24.5 | 32.5 | 14 | 19 |
| 1BH9-04-16OG | G1/4"X19 | M16X1.5 | O13.3X2.4 | 26.5 | 34.8 | 16 | 22 |
| 1BH9-06-14OG | G3/8"X19 | M14X1.5 | O11.3X2.4 | 27.5 | 34 | 16 | 19 |
| 1BH9-06-16OG | G3/8"X19 | M16X1.5 | O13.3X2.4 | 27.5 | 34.8 | 16 | 22 |
| 1BH9-06-18OG | G3/8"X19 | M18X1.5 | O15.3X2.4 | 28.5 | 37 | 19 | 24 |
| 1BH9-08-18OG | G1/2"X14 | M18X1.5 | O15.3X2.4 | 34.5 | 39.5 | 22 | 24 |
| 1BH9-08-22OG | G1/2"X14 | M22X1.5 | O19.3X2.4 | 34.5 | 40.2 | 22 | 27 |
| 1BH9-10-22OG | G5/8"X14 | M22X1.5 | O19.3X2.4 | 35 | 40.2 | 22 | 27 |
| 1BH9-12-22OG | G3/4"X14 | M22X1.5 | O19.3X2.4 | 40 | 43.5 | 27 | 27 |
| 1BH9-12-27OG | G3/4"X14 | M27X2 | O23.5X3.0 | 40 | 48.5 | 27 | 32 |
| 1BH9-16-27OG | G1"X11 | M27X2 | O23.5X3.0 | 46 | 52 | 33 | 32 |
| 1BH9-16-33OG | G1"X11 | M33X2 | O29.5X3.0 | 46 | 52.5 | 33 | 41 |
| 1BH9-20-42OG | G1.1/4"X11 | M42X2 | O38.5X3.0 | 50.5 | 57.2 | 41 | 50 |
| 1BH9-24-48OG | G1.1/2"X11 | M48X2 | O44.5X3.0 | 57.5 | 62.5 | 48 | 55 |

注：可与ISO 9974-1油口相配，去掉挡圈与ISO 6149-1油口相配。Note: fit for ISO 9974-1 port or ISO 6149-1 port when useless of retaining ring.

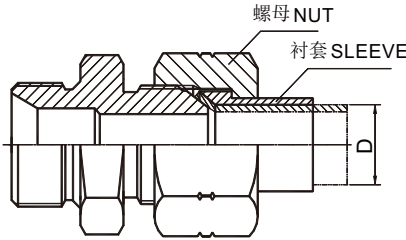
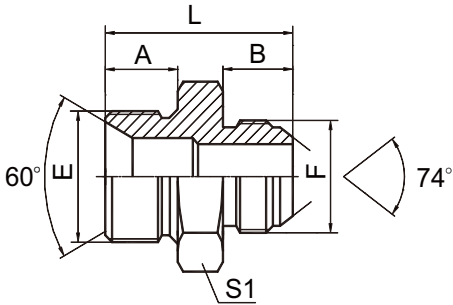
英管外螺纹60°内锥或六角端面用组合垫密封
BSP MALE DOUBLE USE FOR 60° CONE SEAT OR BONDED SEAL



1B-HS

| 代号 PART NO. | 螺 纹 THREAD | | 尺 寸 DIMENSIONS | | | |
|----------------|------------|------------|----------------|------|------|----|
| | E | F | A | B | L | S1 |
| 1B-02HS | G1/8"X28 | G1/8"X28 | 10.2 | 10.2 | 27.9 | 14 |
| 1B-02-04HS | G1/8"X28 | G1/4"X19 | 10.2 | 11 | 30.2 | 19 |
| 1B-02-06HS | G1/8"X28 | G3/8"X19 | 10.2 | 12.7 | 32.7 | 22 |
| 1B-02-08HS | G1/8"X28 | G1/2"X14 | 10.2 | 15.2 | 38.1 | 27 |
| 1B-04HS | G1/4"X19 | G1/4"X19 | 11 | 11 | 31.1 | 19 |
| 1B-04-06HS | G1/4"X19 | G3/8"X19 | 11 | 12.7 | 33.5 | 22 |
| 1B-04-08HS | G1/4"X19 | G1/2"X14 | 11 | 15.2 | 39.4 | 27 |
| 1B-04-12HS | G1/4"X19 | G3/4"X14 | 11 | 16 | 42.7 | 32 |
| 1B-06HS | G3/8"X19 | G3/8"X19 | 12.7 | 12.7 | 35.3 | 22 |
| 1B-06-08HS | G3/8"X19 | G1/2"X14 | 12.7 | 15.2 | 41.1 | 27 |
| 1B-06-10HS | G3/8"X19 | G5/8"X14 | 12.7 | 16 | 41.9 | 30 |
| 1B-06-12HS | G3/8"X19 | G3/4"X14 | 12.7 | 16 | 44.5 | 32 |
| 1B-06-16HS | G3/8"X19 | G1"X11 | 12.7 | 19.1 | 47.5 | 41 |
| 1B-08HS | G1/2"X14 | G1/2"X14 | 15.2 | 15.2 | 43.2 | 27 |
| 1B-08-10HS | G1/2"X14 | G5/8"X14 | 15.2 | 16 | 44.5 | 30 |
| 1B-08-12HS | G1/2"X14 | G3/4"X14 | 15.2 | 16 | 47 | 32 |
| 1B-08-16HS | G1/2"X14 | G1"X11 | 15.2 | 19.1 | 50.3 | 41 |
| 1B-10HS | G5/8"X14 | G5/8"X14 | 16 | 16 | 45.2 | 30 |
| 1B-10-12HS | G5/8"X14 | G3/4"X14 | 16 | 16 | 47.6 | 32 |
| 1B-12HS | G3/4"X14 | G3/4"X14 | 16 | 16 | 47.6 | 32 |
| 1B-12-16HS | G3/4"X14 | G1"X11 | 16 | 19.1 | 50.8 | 41 |
| 1B-12-20HS | G3/4"X14 | G1.1/4"X11 | 16 | 20.3 | 55.6 | 50 |
| 1B-16HS | G1"X11 | G1"X11 | 19.1 | 19.1 | 53.8 | 41 |
| 1B-16-20HS | G1"X11 | G1.1/4"X11 | 19.1 | 20.3 | 58.7 | 50 |
| 1B-16-24HS | G1"X11 | G1.1/2"X11 | 19.1 | 22.9 | 61.2 | 55 |
| 1B-16-32HS | G1"X11 | G2"X11 | 19.1 | 26 | 67 | 70 |
| 1B-20HS | G1.1/4"X11 | G1.1/4"X11 | 20.3 | 20.3 | 59.9 | 50 |
| 1B-20-24HS | G1.1/4"X11 | G1.1/2"X11 | 20.3 | 22.9 | 62.5 | 55 |
| 1B-20-32HS | G1.1/4"X11 | G2"X11 | 20.3 | 26 | 68.4 | 70 |
| 1B-24HS | G1.1/2"X11 | G1.1/2"X11 | 22.9 | 22.9 | 60 | 55 |
| 1B-24-32HS | G1.1/2"X11 | G2"X11 | 22.9 | 26 | 70.9 | 70 |
| 1B-32HS | G2"X11 | G2"X11 | 26 | 26 | 70.1 | 70 |

英管外螺纹60°内锥或六角端面用组合垫密封 / 美制JIC外螺纹74°外锥
BSP MALE DOUBLE USE FOR 60° CONE SEAT OR BONDED SEAL / JIC MALE 74° CONE



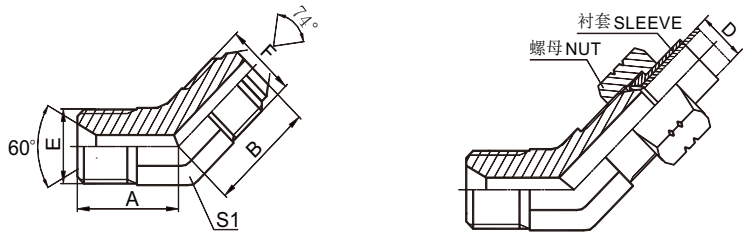
1BJ

| 代号 PART NO. | 螺 纹 THREAD | | 尺 寸 DIMENSIONS | | | |
|----------------|---------------|------------|-------------------|------|------|----|
| | E | F | A | B | L | S1 |
| 1BJ-02-04 | G1/8"X28 | 7/16"X20 | 10 | 14 | 30 | 14 |
| 1BJ-02-05 | G1/8"X28 | 1/2"X20 | 10 | 14 | 30 | 14 |
| 1BJ-02-06 | G1/8"X28 | 9/16"X18 | 10 | 14.1 | 30 | 17 |
| 1BJ-04 | G1/4"X19 | 7/16"X20 | 12 | 14 | 32 | 19 |
| 1BJ-04-05 | G1/4"X19 | 1/2"X20 | 12 | 14 | 32 | 19 |
| 1BJ-04-06 | G1/4"X19 | 9/16"X18 | 12 | 14.1 | 32 | 19 |
| 1BJ-04-08 | G1/4"X19 | 3/4"X16 | 12 | 16.7 | 36.5 | 22 |
| 1BJ-04-10 | G1/4"X19 | 7/8"X14 | 12 | 19.3 | 39 | 24 |
| 1BJ-06 | G3/8"X19 | 9/16"X18 | 13.5 | 14.1 | 35.5 | 22 |
| 1BJ-06-04 | G3/8"X19 | 7/16"X20 | 13.5 | 14 | 35.5 | 22 |
| 1BJ-06-05 | G3/8"X19 | 1/2"X20 | 13.5 | 14 | 35.5 | 22 |
| 1BJ-06-08 | G3/8"X19 | 3/4"X16 | 13.5 | 16.7 | 38.5 | 22 |
| 1BJ-06-10 | G3/8"X19 | 7/8"X14 | 13.5 | 19.3 | 41 | 24 |
| 1BJ-06-12 | G3/8"X19 | 1.1/16"X12 | 13.5 | 21.9 | 45 | 30 |
| 1BJ-08 | G1/2"X14 | 3/4"X16 | 16 | 16.7 | 43 | 27 |
| 1BJ-08-04 | G1/2"X14 | 7/16"X20 | 16 | 14 | 40 | 27 |
| 1BJ-08-05 | G1/2"X14 | 1/2"X20 | 16 | 14 | 40 | 27 |
| 1BJ-08-06 | G1/2"X14 | 9/16"X18 | 16 | 14.1 | 40 | 27 |
| 1BJ-08-10 | G1/2"X14 | 7/8"X14 | 16 | 19.3 | 45.5 | 27 |
| 1BJ-08-12 | G1/2"X14 | 1.1/16"X12 | 16 | 21.9 | 48 | 30 |
| 1BJ-08-14 | G1/2"X14 | 1.3/16"X12 | 16 | 22.6 | 49.5 | 32 |
| 1BJ-08-16 | G1/2"X14 | 1.5/16"X12 | 16 | 23.1 | 50 | 36 |
| 1BJ-10 | G5/8"X14 | 7/8"X14 | 17.5 | 19.3 | 47 | 30 |
| 1BJ-10-08 | G5/8"X14 | 3/4"X16 | 17.5 | 16.7 | 44 | 30 |
| 1BJ-10-12 | G5/8"X14 | 1.1/16"X12 | 17.5 | 21.9 | 49.5 | 30 |
| 1BJ-10-16 | G5/8"X14 | 1.5/16"X12 | 17.5 | 23.1 | 51.5 | 36 |
| 1BJ-12 | G3/4"X14 | 1.1/16"X12 | 18.5 | 21.9 | 51.5 | 32 |
| 1BJ-12-06 | G3/4"X14 | 9/16"X18 | 18.5 | 14.1 | 43.5 | 32 |
| 1BJ-12-08 | G3/4"X14 | 3/4"X16 | 18.5 | 16.7 | 46.5 | 32 |
| 1BJ-12-10 | G3/4"X14 | 7/8"X14 | 18.5 | 19.3 | 49 | 32 |
| 1BJ-12-14 | G3/4"X14 | 1.3/16"X12 | 18.5 | 22.6 | 52 | 32 |
| 1BJ-12-16 | G3/4"X14 | 1.5/16"X12 | 18.5 | 23.1 | 52.5 | 34 |
| 1BJ-12-20 | G3/4"X14 | 1.5/8"X12 | 18.5 | 24.3 | 55.5 | 46 |
| 1BJ-16 | G1"X11 | 1.5/16"X12 | 20.5 | 23.1 | 57 | 41 |
| 1BJ-16-08 | G1"X11 | 3/4"X16 | 20.5 | 16.7 | 50 | 41 |
| 1BJ-16-10 | G1"X11 | 7/8"X14 | 20.5 | 19.3 | 53 | 41 |
| 1BJ-16-12 | G1"X11 | 1.1/16"X12 | 20.5 | 21.9 | 55.5 | 41 |
| 1BJ-16-14 | G1"X11 | 1.3/16"X12 | 20.5 | 22.6 | 56 | 41 |
| 1BJ-16-20 | G1"X11 | 1.5/8"X12 | 20.5 | 24.3 | 58 | 46 |
| 1BJ-20 | G1.1/4"X11 | 1.5/8"X12 | 20.5 | 24.3 | 62 | 50 |
| 1BJ-20-12 | G1.1/4"X11 | 1.1/16"X12 | 20.5 | 21.9 | 57.5 | 50 |
| 1BJ-20-16 | G1.1/4"X11 | 1.5/16"X12 | 20.5 | 23.1 | 60.5 | 50 |
| 1BJ-20-24 | G1.1/4"X11 | 1.7/8"X12 | 20.5 | 27.5 | 63 | 50 |
| 1BJ-24-16 | G1.1/2"X11 | 1.5/16"X12 | 23 | 23.1 | 61 | 55 |
| 1BJ-24-20 | G1.1/2"X11 | 1.5/8"X12 | 23 | 24.3 | 62.5 | 55 |
| 1BJ-24 | G1.1/2"X11 | 1.7/8"X12 | 23 | 27.5 | 67.5 | 55 |
| 1BJ-24-32 | G1.1/2"X11 | 2.1/2"X12 | 23 | 33.9 | 74 | 65 |
| 1BJ-32 | G2"X11 | 2.1/2"X12 | 25.5 | 33.9 | 77.5 | 70 |
| 1BJ-32-24 | G2"X11 | 1.7/8"X12 | 25.5 | 27.5 | 70 | 70 |

注：螺母及衬套需另行订货。管子直径 D 为公制时，配用螺母及衬套分别选用 NB200、NB500。管子直径为英制时，配用螺母及衬套分别选用 NB200、NB300。

Nut and sleeve should be ordered separately. The nut NB200 and sleeve NB500 is suitable for metric tube, the nut NB200 and sleeve NB300 is suitable for inch tube.

45°英管外螺纹60°内锥/美制JIC外螺纹74°外锥
45° BSP MALE 60° SEAT/ JIC MALE 74° CONE



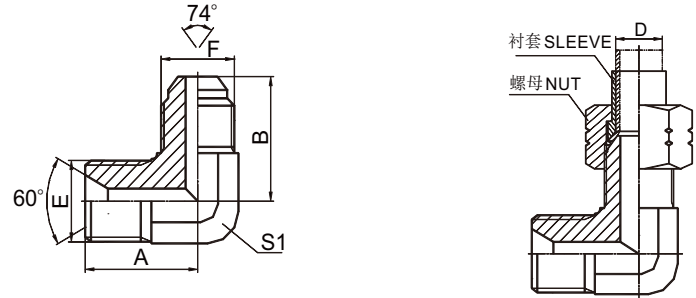
1BJ4

| 代号 PART NO. | 螺 纹 THREAD | | 尺 寸 DIMENSIONS | | |
|----------------|------------|------------|----------------|------|----|
| | E | F | A | B | S1 |
| 1BJ4-04 | G1/4"X19 | 7/16"X20 | 20.3 | 22.3 | 14 |
| 1BJ4-04-05 | G1/4"X19 | 1/2"X20 | 20.5 | 22.5 | 14 |
| 1BJ4-06 | G3/8"X19 | 9/16"X18 | 21 | 23 | 16 |
| 1BJ4-06-08 | G3/8"X19 | 3/4"X16 | 23 | 26.8 | 19 |
| 1BJ4-08 | G1/2"X14 | 3/4"X16 | 27 | 28 | 22 |
| 1BJ4-08-10 | G1/2"X14 | 7/8"X14 | 27 | 32 | 22 |
| 1BJ4-10 | G5/8"X14 | 7/8"X14 | 28.5 | 31 | 22 |
| 1BJ4-12 | G3/4"X14 | 1.1/16"X12 | 31 | 35.5 | 27 |
| 1BJ4-16 | G1"X11 | 1.5/16"X12 | 35 | 38.5 | 33 |

注：螺母及衬套需另行订货。管子直径D为公制时，配用螺母及衬套分别选用NB200、NB500。管子直径为英制时，配用螺母及衬套分别选用NB200、NB300。

Nut and sleeve should be ordered separately.The nut NB200 and sleeve NB500 is suitable for metric tube,the nut NB200 and sleeve NB300 is suitable for inch tube.

90°弯英管外螺纹60°内锥 / 美制JIC外螺纹74°外锥
90° ELBOW BSP MALE 60° SEAT / JIC MALE 74° CONE



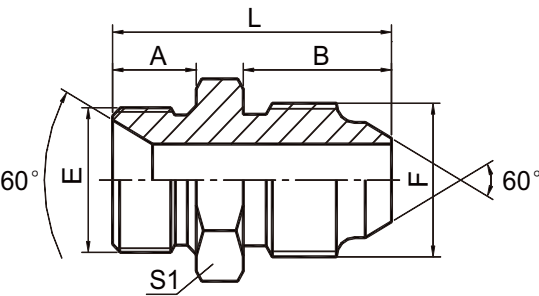
1BJ9

| 代号 PART NO. | 螺 纹 THREAD | | 尺 寸 DIMENSIONS | | |
|----------------|------------|------------|----------------|------|----|
| | E | F | A | B | S1 |
| 1BJ9-04 | G1/4"X19 | 7/16"X20 | 24.5 | 26.5 | 14 |
| 1BJ9-04-05 | G1/4"X19 | 1/2"X20 | 23.5 | 28 | 14 |
| 1BJ9-04-06 | G1/4"X19 | 9/16"X18 | 24.5 | 26.9 | 14 |
| 1BJ9-06 | G3/8"X19 | 9/16"X18 | 27.5 | 28.5 | 16 |
| 1BJ9-06-08 | G3/8"X19 | 3/4"X16 | 28.5 | 32 | 19 |
| 1BJ9-08 | G1/2"X14 | 3/4"X16 | 32.5 | 35 | 22 |
| 1BJ9-08-10 | G1/2"X14 | 7/8"X14 | 34.5 | 37.8 | 22 |
| 1BJ9-10 | G5/8"X14 | 7/8"X14 | 32.7 | 38.1 | 22 |
| 1BJ9-12 | G3/4"X14 | 1.1/16"X12 | 37 | 44.2 | 27 |
| 1BJ9-16 | G1"X11 | 1.5/16"X12 | 46 | 49 | 33 |
| 1BJ9-16-20 | G1"X11 | 1.5/8"X12 | 50.5 | 55.5 | 41 |

注：螺母及衬套需另行订货。管子直径D为公制时，配用螺母及衬套分别选用NB200、NB500。管子直径为英制时，配用螺母及衬套分别选用NB200、NB300。

Nut and sleeve should be ordered separately.The nut NB200 and sleeve NB500 is suitable for metric tube,the nut NB200 and sleeve NB300 is suitable for inch tube.

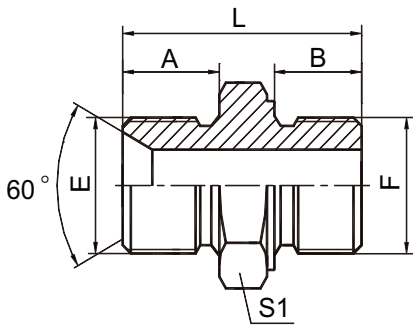
英管外螺纹60°内锥/日本公制外螺纹60°外锥
BSP MALE 60° SEAT/JIS METRIC MALE 60° CONE



1BK

| 代 号 PART NO. | 螺 纹 THREAD | | 尺 寸 DIMENSIONS | | | |
|-----------------|------------|---------|----------------|------|------|----|
| | E | F | A | B | L | S1 |
| 1BK-04-14 | G1/4"X19 | M14X1.5 | 12 | 15.5 | 33.5 | 19 |
| 1BK-04-18 | G1/4"X19 | M18X1.5 | 12 | 18 | 38 | 22 |
| 1BK-06-18 | G3/8"X19 | M18X1.5 | 13.5 | 18 | 39.5 | 22 |
| 1BK-06-22 | G3/8"X19 | M22X1.5 | 13.5 | 20 | 41.5 | 24 |
| 1BK-08-18 | G1/2"X14 | M18X1.5 | 16 | 18 | 44 | 27 |
| 1BK-08-20 | G1/2"X14 | M20X1.5 | 16 | 20 | 46 | 27 |
| 1BK-08-22 | G1/2"X14 | M22X1.5 | 16 | 20 | 46 | 27 |
| 1BK-08-24 | G1/2"X14 | M24X1.5 | 16 | 22 | 48 | 27 |
| 1BK-10-24 | G5/8"X14 | M24X1.5 | 17.5 | 22 | 49.5 | 30 |
| 1BK-12-30 | G3/4"X14 | M30X1.5 | 18.5 | 23 | 52.5 | 32 |
| 1BK-16-33 | G1"X11 | M33X1.5 | 20.5 | 27 | 60.5 | 41 |
| 1BK-20-36 | G1.1/4"X11 | M36X1.5 | 20.5 | 28 | 63.5 | 50 |

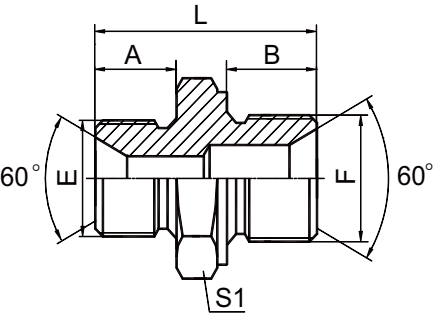
英管外螺纹60°内锥或六角端面用组合垫密封 / 公制外螺纹组合垫圈
BSP MALE DOUBLE USE FOR 60° CONE SEAT OR BONDED SEAL / METRIC MALE WITH BONDED SEAL



1BL

| 代 号 PART NO. | 螺 纹 THREAD | | 密形圈 SEAL F 端 | 尺 寸 DIMENSIONS | | | |
|-----------------|------------|---------|-----------------|----------------|----|------|----|
| | E | F | | A | B | L | S1 |
| 1BL-02-10 | G1/8"X28 | M10x1 | ZHD-10 | 10 | 8 | 25 | 17 |
| 1BL-04-10 | G1/4"X19 | M10x1 | ZHD-10 | 12 | 8 | 27 | 19 |
| 1BL-04-14 | G1/4"X19 | M14x1.5 | ZHD-14 | 12 | 12 | 31 | 19 |
| 1BL-06-14 | G3/8"X19 | M14x1.5 | ZHD-14 | 13.5 | 12 | 35 | 22 |
| 1BL-06-16 | G3/8"X19 | M16x1.5 | ZHD-16 | 13.5 | 12 | 34 | 22 |
| 1BL-06-18 | G3/8"X19 | M18x1.5 | ZHD-18 | 13.5 | 12 | 33.5 | 24 |
| 1BL-08-16 | G1/2"X14 | M16x1.5 | ZHD-16 | 16 | 12 | 38 | 27 |
| 1BL-08-18 | G1/2"X14 | M18x1.5 | ZHD-18 | 16 | 12 | 38 | 27 |
| 1BL-08-22 | G1/2"X14 | M22x1.5 | ZHD-22 | 16 | 14 | 41.5 | 30 |
| 1BL-10-33 | G5/8"X14 | M33x2 | ZHD-33 | 17.5 | 18 | 48.5 | 41 |
| 1BL-12-16 | G3/4"X14 | M16X1.5 | ZHD-16 | 18.5 | 12 | 41.5 | 32 |
| 1BL-12-22 | G3/4"X14 | M22x1.5 | ZHD-22 | 18.5 | 14 | 43.5 | 30 |
| 1BL-12-27 | G3/4"X14 | M27x2 | ZHD-27 | 18.5 | 16 | 45.5 | 36 |
| 1BL-12-33 | G3/4"X14 | M33x2 | ZHD-33 | 18.5 | 18 | 49.5 | 41 |
| 1BL-16-27 | G1"X11 | M27x2 | ZHD-27 | 20.5 | 16 | 51.5 | 41 |
| 1BL-16-33 | G1"X11 | M33x2 | ZHD-33 | 20.5 | 18 | 53.5 | 41 |
| 1BL-20-42 | G1.1/4"X11 | M42x2 | ZHD-42 | 20.5 | 20 | 56.5 | 50 |

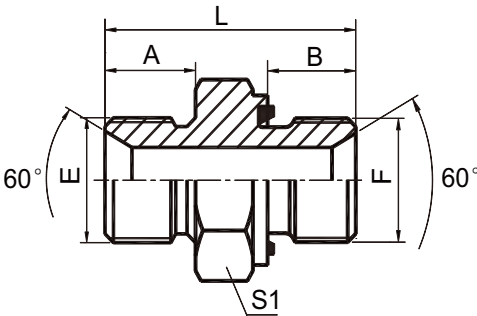
英管外螺纹60°内锥或六角端面用组合垫密封 / 公制外螺纹60°内锥或六角端面用组合垫密封
BSP MALE DOUBLE USE FOR 60° CONE SEAT OR BONDED SEAL / METRIC MALE DOUBLE
USE FOR 60° CONE SEAT OR BONDED SEAL



1BM

| 代 号 PART NO. | 螺 纹 THREAD | | 尺 寸 DIMENSIONS | | | |
|-----------------|------------|---------|----------------|----|------|----|
| | E | F | A | B | L | S1 |
| 1BM-02-10 | G1/8"X28 | M10X1 | 10 | 8 | 25 | 14 |
| 1BM-02-12 | G1/8"X28 | M12X1.5 | 10 | 10 | 27 | 17 |
| 1BM-04-12 | G1/4"X19 | M12X1.5 | 12 | 10 | 29 | 19 |
| 1BM-04-14 | G1/4"X19 | M14X1.5 | 12 | 11 | 30 | 19 |
| 1BM-04-16 | G1/4"X19 | M16X1.5 | 12 | 12 | 33 | 22 |
| 1BM-04-18 | G1/4"X19 | M18X1.5 | 12 | 12 | 33 | 24 |
| 1BM-06-10 | G3/8"X19 | M10X1 | 13.5 | 8 | 29.5 | 22 |
| 1BM-06-12 | G3/8"X19 | M12X1.5 | 13.5 | 10 | 31.5 | 22 |
| 1BM-06-14 | G3/8"X19 | M14X1.5 | 13.5 | 11 | 32.5 | 22 |
| 1BM-06-16 | G3/8"X19 | M16X1.5 | 13.5 | 12 | 33.5 | 22 |
| 1BM-06-18 | G3/8"X19 | M18X1.5 | 13.5 | 12 | 34.5 | 24 |
| 1BM-06-20 | G3/8"X19 | M20X1.5 | 13.5 | 14 | 38.5 | 27 |
| 1BM-06-22 | G3/8"X19 | M22X1.5 | 13.5 | 14 | 38.5 | 27 |
| 1BM-08-14 | G1/2"X14 | M14X1.5 | 16 | 11 | 38 | 27 |
| 1BM-08-16 | G1/2"X14 | M16X1.5 | 16 | 12 | 39 | 27 |
| 1BM-08-18 | G1/2"X14 | M18X1.5 | 16 | 12 | 39 | 27 |
| 1BM-08-20 | G1/2"X14 | M20X1.5 | 16 | 14 | 41 | 27 |
| 1BM-08-22 | G1/2"X14 | M22X1.5 | 16 | 14 | 41 | 27 |
| 1BM-08-24 | G1/2"X14 | M24X1.5 | 16 | 14 | 41 | 30 |
| 1BM-08-26 | G1/2"X14 | M26X1.5 | 16 | 16 | 44 | 32 |
| 1BM-08-27D | G1/2"X14 | M27X1.5 | 16 | 16 | 44 | 32 |
| 1BM-08-30 | G1/2"X14 | M30X1.5 | 16 | 18 | 45 | 36 |
| 1BM-10-22 | G5/8"X14 | M22X1.5 | 17.5 | 14 | 42.5 | 30 |
| 1BM-10-26 | G5/8"X14 | M26X1.5 | 17.5 | 16 | 45.5 | 32 |
| 1BM-12-18 | G3/4"X14 | M18X1.5 | 18.5 | 12 | 42.5 | 32 |
| 1BM-12-20 | G3/4"X14 | M20X1.5 | 18.5 | 14 | 44.5 | 32 |
| 1BM-12-22 | G3/4"X14 | M22X1.5 | 18.5 | 14 | 44.5 | 32 |
| 1BM-12-24 | G3/4"X14 | M24X1.5 | 18.5 | 14 | 44.5 | 32 |
| 1BM-12-26 | G3/4"X14 | M26X1.5 | 18.5 | 16 | 46.5 | 32 |
| 1BM-12-27 | G3/4"X14 | M27X2 | 18.5 | 16 | 46.5 | 32 |
| 1BM-12-27D | G3/4"X14 | M27X1.5 | 18.5 | 16 | 46.5 | 32 |
| 1BM-12-30 | G3/4"X14 | M30X2 | 18.5 | 18 | 47.5 | 36 |
| 1BM-12-30D | G3/4"X14 | M30X1.5 | 18.5 | 18 | 47.5 | 36 |
| 1BM-16-14 | G1"X11 | M14X1.5 | 20.5 | 11 | 45.5 | 41 |
| 1BM-16-22 | G1"X11 | M22X1.5 | 20.5 | 14 | 48.5 | 41 |
| 1BM-16-26 | G1"X11 | M26X1.5 | 20.5 | 16 | 50.5 | 41 |
| 1BM-16-30 | G1"X11 | M30X2 | 20.5 | 18 | 53 | 41 |
| 1BM-16-30D | G1"X11 | M30X1.5 | 20.5 | 18 | 53 | 41 |

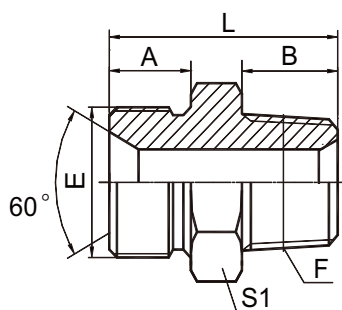
英管外螺纹/公制外螺纹胶垫密封
BSPP MALE/METRIC MALE CAPTIVE SEAL



1BM-WD

| 代 号 PART NO. | 螺 纹 THREAD | | 胶 垫 CAPTIVE | 尺 寸 DIMENSIONS | | | |
|-----------------|------------|---------|-------------|----------------|----|------|----|
| | E | F | F端 | A | B | L | S1 |
| 1BM-04-12WD | G1/4"X19 | M12X1.5 | WD-M12 | 12 | 12 | 32 | 19 |
| 1BM-06-14WD | G3/8"X19 | M14X1.5 | WD-B04 | 13.5 | 12 | 35.5 | 22 |
| 1BM-06-18WD | G3/8"X19 | M18X1.5 | WD-M18 | 13.5 | 12 | 36 | 24 |
| 1BM-06-20WD | G3/8"X19 | M20X1.5 | WD-M20 | 13.5 | 14 | 40 | 27 |
| 1BM-08-16WD | G1/2"X14 | M16X1.5 | WD-M16 | 16 | 12 | 40.5 | 27 |
| 1BM-08-18WD | G1/2"X14 | M18X1.5 | WD-M18 | 16 | 12 | 40.5 | 27 |
| 1BM-08-20WD | G1/2"X14 | M20X1.5 | WD-M20 | 16 | 14 | 42.5 | 27 |
| 1BM-08-22WD | G1/2"X14 | M22X1.5 | WD-M22 | 16 | 14 | 42.5 | 27 |
| 1BM-10-20WD | G5/8"X14 | M20X1.5 | WD-M20 | 17.5 | 14 | 44.5 | 30 |
| 1BM-10-22WD | G5/8"X14 | M22X1.5 | WD-M22 | 17.5 | 14 | 44.5 | 30 |
| 1BM-12-22WD | G3/4"X14 | M22X1.5 | WD-M22 | 18.5 | 14 | 46.5 | 32 |

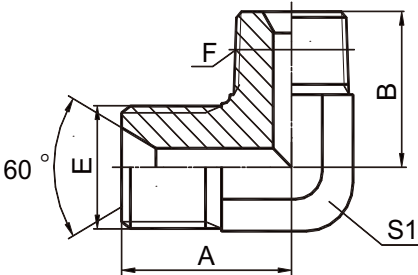
英管外螺纹60°内锥或六角端面用组合垫密封 / 美制布锥管外螺纹
BSP MALE DOUBLE USE FOR 60° CONE SEAT OR BONDED SEAL / NPT MALE



1BN

| 代 号 PART NO. | 螺 纹 THREAD | | 尺 寸 DIMENSIONS | | | |
|-----------------|------------|--------------|----------------|------|------|----|
| | E | F | A | B | L | S1 |
| 1BN-02 | G1/8"X28 | Z1/8"X27 | 10 | 10.5 | 26 | 14 |
| 1BN-02-04 | G1/8"X28 | Z1/4"X18 | 10 | 15 | 31 | 17 |
| 1BN-04 | G1/4"X19 | Z1/4"X18 | 12 | 15 | 33 | 19 |
| 1BN-04-02 | G1/4"X19 | Z1/8"X27 | 12 | 10.5 | 28 | 19 |
| 1BN-04-06 | G1/4"X19 | Z3/8"X18 | 12 | 16 | 34 | 19 |
| 1BN-04-08 | G1/4"X19 | Z1/2"X14 | 12 | 19.5 | 39.5 | 22 |
| 1BN-06 | G3/8"X19 | Z3/8"X18 | 13.5 | 16 | 37.5 | 22 |
| 1BN-06-04 | G3/8"X19 | Z1/4"X18 | 13.5 | 15 | 36 | 22 |
| 1BN-06-08 | G3/8"X19 | Z1/2"X14 | 13.5 | 19.5 | 41 | 22 |
| 1BN-06-12 | G3/8"X19 | Z3/4"X14 | 13.5 | 19.5 | 43 | 30 |
| 1BN-08 | G1/2"X14 | Z1/2"X14 | 16 | 19.5 | 45.5 | 27 |
| 1BN-08-06 | G1/2"X14 | Z3/8"X18 | 16 | 16 | 42 | 27 |
| 1BN-08-12 | G1/2"X14 | Z3/4"X14 | 16 | 19.5 | 45.5 | 30 |
| 1BN-08-16 | G1/2"X14 | Z1"X11.5 | 16 | 25.5 | 52.5 | 36 |
| 1BN-10-08 | G5/8"X14 | Z1/2"X14 | 17.5 | 19.5 | 47 | 30 |
| 1BN-10-12 | G5/8"X14 | Z3/4"X14 | 17.5 | 19.5 | 47 | 30 |
| 1BN-12 | G3/4"X14 | Z3/4"X14 | 18.5 | 19.5 | 49 | 32 |
| 1BN-12-06 | G3/4"X14 | Z3/8"X18 | 18.5 | 16 | 45.5 | 32 |
| 1BN-12-08 | G3/4"X14 | Z1/2"X14 | 18.5 | 19.5 | 49 | 32 |
| 1BN-12-16 | G3/4"X14 | Z1"X11.5 | 18.5 | 25.5 | 55 | 36 |
| 1BN-16 | G1"X11 | Z1"X11.5 | 20.5 | 25.5 | 59 | 41 |
| 1BN-16-12 | G1"X11 | Z3/4"X14 | 20.5 | 19.5 | 53 | 41 |
| 1BN-16-20 | G1"X11 | Z1.1/4"X11.5 | 20.5 | 26.5 | 60 | 46 |
| 1BN-20 | G1.1/4"X11 | Z1.1/4"X11.5 | 20.5 | 26.5 | 62 | 50 |
| 1BN-20-16 | G1.1/4"X11 | Z1"X11.5 | 20.5 | 25.5 | 61 | 50 |
| 1BN-20-24 | G1.1/4"X11 | Z1.1/2"X11.5 | 20.5 | 27.5 | 63 | 50 |
| 1BN-24 | G1.1/2"X11 | Z1.1/2"X11.5 | 23 | 27.5 | 65.5 | 55 |
| 1BN-24-20 | G1.1/2"X11 | Z1.1/4"X11.5 | 23 | 26.5 | 64.5 | 55 |
| 1BN-24-32 | G1.1/2"X11 | Z2"X11.5 | 23 | 27.5 | 67.5 | 65 |
| 1BN-32 | G2"X11 | Z2"X11.5 | 25.5 | 27.5 | 70 | 70 |
| 1BN-32-20 | G2"X11 | Z1.1/4"X11.5 | 25.5 | 26.5 | 69 | 70 |
| 1BN-32-24 | G2"X11 | Z1.1/2"X11.5 | 25.5 | 27.5 | 70 | 70 |

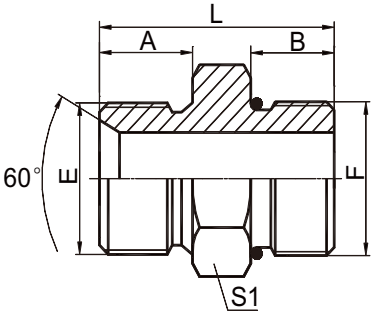
90°弯英管外螺纹60°内锥或六角端面用组合垫密封 / 美制布锥管外螺纹
90° ELBOW BSP MALE DOUBLE USE FOR 60° CONE SEAT OR BONDED SEAL / NPT MALE



1BN9

| 代 号 PART NO. | 螺 纹 THREAD | | 尺 寸 DIMENSIONS | | |
|-----------------|------------|----------|----------------|------|----|
| | E | F | A | B | S1 |
| 1BN9-04 | G1/4"X19 | Z1/4"X18 | 24.5 | 25.5 | 14 |
| 1BN9-04-02 | G1/4"X19 | Z1/8"X27 | 24.5 | 23.5 | 14 |
| 1BN9-06 | G3/8"X19 | Z3/8"X18 | 28.5 | 31 | 19 |
| 1BN9-06-04 | G3/8"X19 | Z1/4"X18 | 27.5 | 26.5 | 16 |
| 1BN9-06-08 | G3/8"X19 | Z1/2"X14 | 31 | 36.5 | 22 |
| 1BN9-06-12 | G3/8"X19 | Z3/4"X14 | 34.5 | 44 | 27 |
| 1BN9-08 | G1/2"X14 | Z1/2"X14 | 34.5 | 37.5 | 22 |
| 1BN9-08-06 | G1/2"X14 | Z3/8"X18 | 34.5 | 33 | 22 |
| 1BN9-12 | G3/4"X14 | Z3/4"X14 | 38 | 43.5 | 27 |
| 1BN9-12-08 | G3/4"X14 | Z1/2"X14 | 39 | 40 | 27 |
| 1BN9-12-16 | G3/4"X14 | Z1"X11.5 | 43 | 50 | 33 |
| 1BN9-16 | G1"X11 | Z1"X11.5 | 46 | 50 | 33 |
| 1BN9-16-12 | G1"X11 | Z3/4"X14 | 46 | 46.5 | 33 |

英管外螺纹60°内锥或六角端面用组合垫密封 /美制SAE外螺纹带O形圈轻系列ISO 11926-3
BSP MALE DOUBLE USE FOR 60° CONE SEAT OR BONDEDSEAL / SAE O-RING BOSS L-SERIES ISO 11926-3

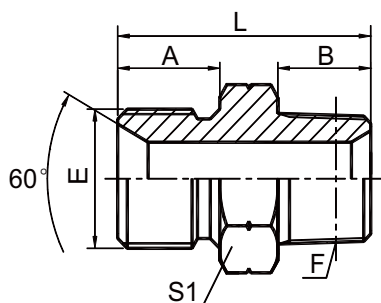


1BO

| 代 号 PART NO. | 螺 纹 THREAD | | O形圈 O-RING | 尺 寸 DIMENSIONS | | | |
|-----------------|------------|------------|------------|----------------|------|------|----|
| | E | F | F端 | A | B | L | S1 |
| 1BO-04 | G1/4"X19 | 7/16"X20 | O904 | 12 | 9.1 | 29.5 | 19 |
| 1BO-04-05 | G1/4"X19 | 1/2"X20 | O905 | 12 | 9.1 | 29.5 | 19 |
| 1BO-04-06 | G1/4"X19 | 9/16"X18 | O906 | 12 | 9.9 | 32 | 19 |
| 1BO-04-08 | G1/4"X19 | 3/4"X16 | O908 | 12 | 11.1 | 31 | 22 |
| 1BO-06 | G3/8"X19 | 9/16"X18 | O906 | 13.5 | 9.9 | 33.5 | 22 |
| 1BO-06-04 | G3/8"X19 | 7/16"X20 | O904 | 13.5 | 9.1 | 33 | 22 |
| 1BO-06-08 | G3/8"X19 | 3/4"X16 | O908 | 13.5 | 11.1 | 36 | 24 |
| 1BO-06-10 | G3/8"X19 | 7/8"X14 | O910 | 13.5 | 12.7 | 39.5 | 27 |
| 1BO-08 | G1/2"X14 | 3/4"X16 | O908 | 16 | 11.1 | 38 | 27 |
| 1BO-08-06 | G1/2"X14 | 9/16"X18 | O906 | 16 | 9.9 | 36 | 27 |
| 1BO-08-10 | G1/2"X14 | 7/8"X14 | O910 | 16 | 12.7 | 42 | 27 |
| 1BO-08-12 | G1/2"X14 | 1.1/16"X12 | O912 | 16 | 15.1 | 42.5 | 36 |
| 1BO-10 | G5/8"X14 | 7/8"X14 | O910 | 17.5 | 12.7 | 43.5 | 30 |
| 1BO-10-08 | G5/8"X14 | 3/4"X16 | O908 | 17.5 | 11.1 | 41.5 | 30 |
| 1BO-10-12 | G5/8"X14 | 1.1/16"X12 | O912 | 17.5 | 15.1 | 47 | 34 |
| 1BO-12 | G3/4"X14 | 1.1/16"X12 | O912 | 18.5 | 15.1 | 48 | 34 |
| 1BO-12-08 | G3/4"X14 | 3/4"X16 | O908 | 18.5 | 11.1 | 40.5 | 32 |
| 1BO-12-10 | G3/4"X14 | 7/8"X14 | O910 | 18.5 | 12.7 | 45.5 | 32 |
| 1BO-12-14 | G3/4"X14 | 1.3/16"X12 | O914 | 18.5 | 15.1 | 48 | 38 |
| 1BO-12-16 | G3/4"X14 | 1.5/16"X12 | O916 | 18.5 | 15.1 | 50.7 | 41 |
| 1BO-16 | G1"X11 | 1.5/16"X12 | O916 | 20.5 | 15.1 | 52.6 | 41 |
| 1BO-16-10 | G1"X11 | 7/8"X14 | O910 | 20.5 | 12.7 | 49.5 | 41 |
| 1BO-16-12 | G1"X11 | 1.1/16"X12 | O912 | 20.5 | 15.1 | 52 | 41 |
| 1BO-16-14 | G1"X11 | 1.3/16"X12 | O914 | 20.5 | 15.1 | 52 | 41 |
| 1BO-16-20 | G1"X11 | 1.5/8"X12 | O920 | 20.5 | 15.1 | 54.7 | 50 |
| 1BO-20 | G1.1/4"X11 | 1.5/8"X12 | O920 | 20.5 | 15.1 | 54.7 | 50 |
| 1BO-20-16 | G1.1/4"X11 | 1.5/16"X12 | O916 | 20.5 | 15.1 | 54.7 | 50 |
| 1BO-24 | G1.1/2"X11 | 1.7/8"X12 | O924 | 23 | 15.1 | 57 | 55 |

英管外螺纹60°内锥或六角端面用组合垫密封 / 英锥管外螺纹

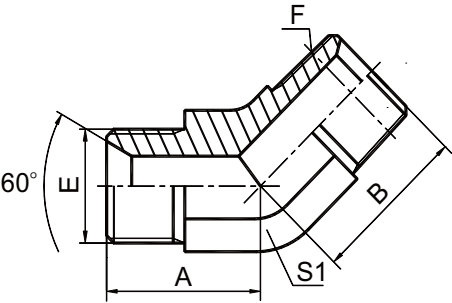
BSP MALE DOUBLE USE FOR 60° CONE SEAT OR BONDED SEAL / BSPT MALE



1BT-SP

| 代 号 PART NO. | 螺 纹 THREAD | | 尺 寸 DIMENSIONS | | | |
|-----------------|------------|------------|----------------|------|------|-----|
| | E | F | A | B | L | S1 |
| 1BT-02SP | G1/8"X28 | R1/8"X28 | 10 | 10 | 26 | 14 |
| 1BT-02-04SP | G1/8"X28 | R1/4"X19 | 10 | 14.5 | 30.5 | 14 |
| 1BT-04SP | G1/4"X19 | R1/4"X19 | 12 | 14.5 | 32 | 19 |
| 1BT-04-02SP | G1/4"X19 | R1/8"X28 | 12 | 10 | 28 | 19 |
| 1BT-04-06SP | G1/4"X19 | R3/8"X19 | 12 | 15 | 32 | 19 |
| 1BT-04-08SP | G1/4"X19 | R1/2"X14 | 12 | 20 | 40 | 24 |
| 1BT-06SP | G3/8"X19 | R3/8"X19 | 13.5 | 15 | 35.5 | 22 |
| 1BT-06-04SP | G3/8"X19 | R1/4"X19 | 13.5 | 14.5 | 35.5 | 22 |
| 1BT-06-08SP | G3/8"X19 | R1/2"X14 | 13.5 | 20 | 40.5 | 24 |
| 1BT-08SP | G1/2"X14 | R1/2"X14 | 16 | 20 | 45 | 27 |
| 1BT-08-04SP | G1/2"X14 | R1/4"X19 | 16 | 14.5 | 40.5 | 27 |
| 1BT-08-06SP | G1/2"X14 | R3/8"X19 | 16 | 15 | 40 | 27 |
| 1BT-08-12SP | G1/2"X14 | R3/4"X14 | 16 | 20 | 45 | 30 |
| 1BT-10-06SP | G5/8"X14 | R3/8"X19 | 17.5 | 15 | 41.5 | 30 |
| 1BT-10-08SP | G5/8"X14 | R1/2"X14 | 17.5 | 20 | 46.5 | 30 |
| 1BT-10-12SP | G5/8"X14 | R3/4"X14 | 17.5 | 20 | 46.5 | 30 |
| 1BT-10-16SP | G5/8"X14 | R1"X11 | 17.5 | 25.5 | 54 | 36 |
| 1BT-12SP | G3/4"X14 | R3/4"X14 | 18.5 | 20 | 48.5 | 32 |
| 1BT-12-08SP | G3/4"X14 | R1/2"X14 | 18.5 | 20 | 49.5 | 32 |
| 1BT-12-16SP | G3/4"X14 | R1"X11 | 18.5 | 25.5 | 53.5 | 36 |
| 1BT-12-20SP | G3/4"X14 | R1.1/4"X11 | 18.5 | 26.5 | 58 | 46 |
| 1BT-16SP | G1"X11 | R1"X11 | 20.5 | 25.5 | 58 | 41 |
| 1BT-16-12SP | G1"X11 | R3/4"X14 | 20.5 | 20 | 53 | 41 |
| 1BT-16-20SP | G1"X11 | R1.1/4"X11 | 20.5 | 26.5 | 60 | 46 |
| 1BT-20SP | G1.1/4"X11 | R1.1/4"X11 | 20.5 | 26.5 | 62 | 50 |
| 1BT-20-12SP | G1.1/4"X11 | R3/4"X14 | 20.5 | 20.5 | 56 | 50 |
| 1BT-20-16SP | G1.1/4"X11 | R1"X11 | 20.5 | 25.5 | 61 | 50 |
| 1BT-20-24SP | G1.1/4"X11 | R1.1/2"X11 | 20.5 | 26.5 | 62 | 50 |
| 1BT-24SP | G1.1/2"X11 | R1.1/2"X11 | 23 | 26.5 | 64.5 | 55 |
| 1BT-24-16SP | G1.1/2"X11 | R1"X11 | 23 | 25.5 | 63.5 | 55 |
| 1BT-24-20SP | G1.1/2"X11 | R1.1/4"X11 | 23 | 26.5 | 64.5 | 55 |
| 1BT-24-32SP | G1.1/2"X11 | R2"X11 | 23 | 30 | 70 | 65 |
| 1BT-32SP | G2"X11 | R2"X11 | 25.5 | 30 | 72.5 | 70 |
| 1BT-32-20SP | G2"X11 | R1.1/4"X11 | 25.5 | 27 | 68.5 | 70 |
| 1BT-32-24SP | G2"X11 | R1.1/2"X11 | 25.5 | 26.5 | 68.5 | 70 |
| 1BT-40SP | G2.1/2"X11 | R2.1/2"X11 | 32 | 34 | 83 | 90 |
| 1BT-48SP | G3"X11 | R3"X11 | 36 | 38 | 94 | 100 |

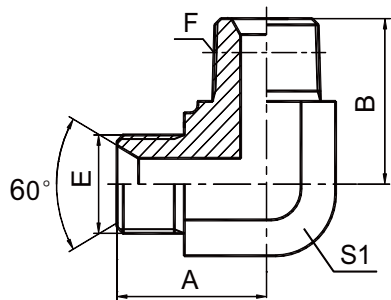
45°弯英管外螺纹60°内锥 / 英锥管外螺纹
45° ELBOW BSP MALE 60° SEAT / BSPT MALE



1BT4-SP

| 代 号 PART NO. | 螺 纹 THREAD | | 尺 寸 DIMENSIONS | | |
|-----------------|------------|------------|----------------|------|----|
| | E | F | A | B | S1 |
| 1BT4-02SP | G1/8"X28 | R1/8"X28 | 17 | 17 | 11 |
| 1BT4-04SP | G1/4"X19 | R1/4"X19 | 20.3 | 21 | 14 |
| 1BT4-04-06SP | G1/4"X19 | R3/8"X19 | 20.5 | 23 | 16 |
| 1BT4-06SP | G3/8"X19 | R3/8"X19 | 22 | 23 | 16 |
| 1BT4-06-04SP | G3/8"X19 | R1/4"X19 | 22 | 21 | 16 |
| 1BT4-06-08SP | G3/8"X19 | R1/2"X14 | 24 | 29.5 | 22 |
| 1BT4-06-12SP | G3/8"X19 | R3/4"X14 | 25.5 | 30.5 | 27 |
| 1BT4-08SP | G1/2"X14 | R1/2"X14 | 27 | 29.5 | 22 |
| 1BT4-08-06SP | G1/2"X14 | R3/8"X19 | 27 | 25 | 22 |
| 1BT4-08-12SP | G1/2"X14 | R3/4"X14 | 28.5 | 30.5 | 27 |
| 1BT4-10-08SP | G5/8"X14 | R1/2"X14 | 28.5 | 29.5 | 22 |
| 1BT4-10-12SP | G5/8"X14 | R3/4"X14 | 29 | 35 | 27 |
| 1BT4-12SP | G3/4"X14 | R3/4"X14 | 31 | 30.5 | 27 |
| 1BT4-12-08SP | G3/4"X14 | R1/2"X14 | 31 | 30.5 | 27 |
| 1BT4-12-16SP | G3/4"X14 | R1"X11 | 32.5 | 38 | 33 |
| 1BT4-16SP | G1"X11 | R1"X11 | 35 | 38 | 33 |
| 1BT4-16-12SP | G1"X11 | R3/4"X14 | 35 | 32.5 | 33 |
| 1BT4-16-20SP | G1"X11 | R1.1/4"X11 | 38.5 | 43 | 41 |
| 1BT4-20SP | G1.1/4"X11 | R1.1/4"X11 | 38.5 | 43 | 41 |
| 1BT4-20-16SP | G1.1/4"X11 | R1"X11 | 38.5 | 42 | 41 |
| 1BT4-20-24SP | G1.1/4"X11 | R1.1/2"X11 | 41.5 | 47.5 | 48 |
| 1BT4-24SP | G1.1/2"X11 | R1.1/2"X11 | 44 | 47.5 | 48 |
| 1BT4-24-20SP | G1.1/2"X11 | R1.1/4"X11 | 44 | 45.5 | 48 |
| 1BT4-24-32SP | G1.1/2"X11 | R2"X11 | 51 | 60.5 | 63 |
| 1BT4-32SP | G2"X11 | R2"X11 | 49.5 | 55.5 | 63 |
| 1BT4-32-24SP | G2"X11 | R1.1/2"X11 | 51 | 52.5 | 63 |

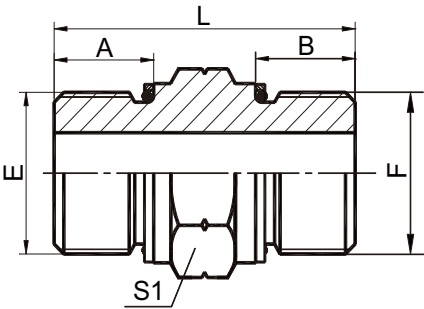
90°弯英管外螺纹60°内锥 / 英锥管外螺纹
90° ELBOW BSP MALE 60° SEAT / BSPT MALE



1BT9-SP

| 代 号 PART NO. | 螺 纹 THREAD | | 尺 寸 DIMENSIONS | | |
|-----------------|------------|------------|----------------|------|----|
| | E | F | A | B | S1 |
| 1BT9-02SP | G1/8"X28 | R1/8"X28 | 20 | 21 | 11 |
| 1BT9-02-04SP | G1/8"X28 | R1/4"X19 | 22.3 | 25.5 | 14 |
| 1BT9-04SP | G1/4"X19 | R1/4"X19 | 24.5 | 25.5 | 14 |
| 1BT9-04-02SP | G1/4"X19 | R1/8"X28 | 25 | 23.5 | 14 |
| 1BT9-04-06SP | G1/4"X19 | R3/8"X19 | 25 | 28.5 | 16 |
| 1BT9-04-08SP | G1/4"X19 | R1/2"X14 | 30 | 36 | 22 |
| 1BT9-06SP | G3/8"X19 | R3/8"X19 | 27.5 | 28.5 | 16 |
| 1BT9-06-04SP | G3/8"X19 | R1/4"X19 | 27.5 | 26.5 | 16 |
| 1BT9-06-08SP | G3/8"X19 | R1/2"X14 | 31 | 36 | 22 |
| 1BT9-08SP | G1/2"X14 | R1/2"X14 | 34.5 | 36 | 22 |
| 1BT9-08-04SP | G1/2"X14 | R1/4"X19 | 34.5 | 30.5 | 22 |
| 1BT9-08-06SP | G1/2"X14 | R3/8"X19 | 34.5 | 32.5 | 22 |
| 1BT9-08-12SP | G1/2"X14 | R3/4"X14 | 37.5 | 43.5 | 27 |
| 1BT9-08-16SP | G1/2"X14 | R1"X11 | 41 | 50 | 33 |
| 1BT9-10-08SP | G5/8"X14 | R1/2"X14 | 35 | 36 | 22 |
| 1BT9-10-12SP | G5/8"X14 | R3/4"X14 | 39 | 43.5 | 27 |
| 1BT9-12SP | G3/4"X14 | R3/4"X14 | 40 | 43 | 27 |
| 1BT9-12-06SP | G3/4"X14 | R3/8"X19 | 40 | 36 | 27 |
| 1BT9-12-08SP | G3/4"X14 | R1/2"X14 | 40 | 39.5 | 27 |
| 1BT9-12-16SP | G3/4"X14 | R1"X11 | 43.5 | 50 | 33 |
| 1BT9-12-20SP | G3/4"X14 | R1.1/4"X11 | 48 | 56.5 | 41 |
| 1BT9-16SP | G1"X11 | R1"X11 | 46 | 50 | 33 |
| 1BT9-16-08SP | G1"X11 | R1/2"X14 | 46 | 43 | 33 |
| 1BT9-16-12SP | G1"X11 | R3/4"X14 | 46 | 47.5 | 33 |
| 1BT9-16-20SP | G1"X11 | R1.1/4"X11 | 50.5 | 56.5 | 41 |
| 1BT9-20SP | G1.1/4"X11 | R1.1/4"X11 | 52 | 59 | 41 |
| 1BT9-20-12SP | G1.1/4"X11 | R3/4"X14 | 50.5 | 54 | 41 |
| 1BT9-20-16SP | G1.1/4"X11 | R1"X11 | 52 | 56.5 | 41 |
| 1BT9-20-24SP | G1.1/4"X11 | R1.1/2"X11 | 54.5 | 62.5 | 48 |
| 1BT9-24SP | G1.1/2"X11 | R1.1/2"X11 | 57.5 | 62 | 48 |
| 1BT9-24-20SP | G1.1/2"X11 | R1.1/4"X11 | 57.5 | 61 | 48 |
| 1BT9-24-32SP | G1.1/2"X11 | R2"X11 | 66 | 75 | 63 |
| 1BT9-32SP | G2"X11 | R2"X11 | 67 | 75 | 63 |
| 1BT9-32-24SP | G2"X11 | R1.1/2"X11 | 68 | 72 | 63 |

英管外螺纹O形圈
BSP MALE O-RING



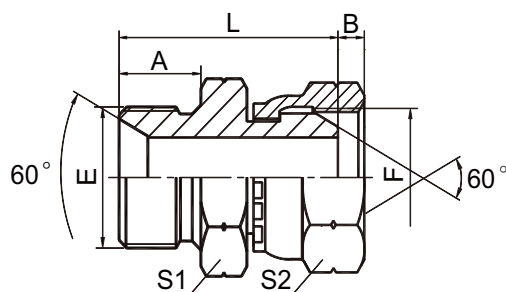
1G

| 代 号 PART NO. | 螺 纹 THREAD | | O形圈 O-RING | | 尺 寸 DIMENSIONS | | | |
|-----------------|------------|------------|------------|------|----------------|------|----|----|
| | E | F | E 端 | F 端 | A | B | L | S1 |
| 1G-02 | G1/8"X28 | G1/8"X28 | O011 | O011 | 9.5 | 9.5 | 28 | 14 |
| 1G-04 | G1/4"X19 | G1/4"X19 | O111 | O111 | 11 | 11 | 32 | 19 |
| 1G-06 | G3/8"X19 | G3/8"X19 | O113 | O113 | 11.5 | 11.5 | 36 | 22 |
| 1G-08 | G1/2"X14 | G1/2"X14 | O115 | O115 | 14 | 14 | 44 | 27 |
| 1G-12 | G3/4"X14 | G3/4"X14 | O119 | O119 | 15.5 | 15.5 | 48 | 32 |
| 1G-16 | G1"X11 | G1"X11 | O217 | O217 | 18 | 18 | 55 | 41 |
| 1G-20 | G1.1/4"X11 | G1.1/4"X11 | O222 | O222 | 20 | 20 | 61 | 50 |
| 1G-24 | G1.1/2"X11 | G1.1/2"X11 | O224 | O224 | 21.5 | 21.5 | 64 | 55 |

C

英管外螺纹60°内锥或六角端面用组合垫密封 / 英管内螺纹60°外锥

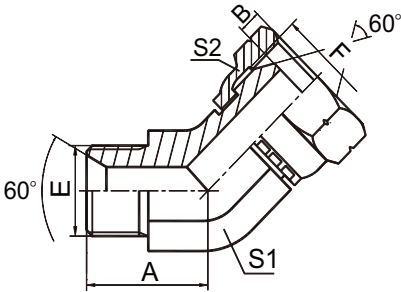
BSP MALE DOUBLE USE FOR 60° CONE SEAT OR BONDED SEAL / BSP FEMALE 60° CONE



2B

| 代 号 PART NO. | 螺 纹 THREAD | | 尺 寸 DIMENSIONS | | | | |
|-----------------|------------|------------|----------------|------|------|----|----|
| | E | F | A | B | L | S1 | S2 |
| 2B-02 | G1/8"X28 | G1/8"X28 | 10 | 5.5 | 25 | 14 | 14 |
| 2B-02-04 | G1/8"X28 | G1/4"X19 | 10 | 5.5 | 27 | 14 | 19 |
| 2B-04 | G1/4"X19 | G1/4"X19 | 12 | 5.5 | 29 | 19 | 19 |
| 2B-04-06 | G1/4"X19 | G3/8"X19 | 12 | 6.3 | 30.5 | 19 | 22 |
| 2B-04-08 | G1/4"X19 | G1/2"X14 | 12 | 7.5 | 32 | 19 | 27 |
| 2B-06 | G3/8"X19 | G3/8"X19 | 13.5 | 6.3 | 34 | 22 | 22 |
| 2B-06-08 | G3/8"X19 | G1/2"X14 | 13.5 | 7.5 | 35.5 | 22 | 27 |
| 2B-06-10 | G3/8"X19 | G5/8"X14 | 13.5 | 9.5 | 36 | 22 | 30 |
| 2B-08 | G1/2"X14 | G1/2"X14 | 16 | 7.5 | 40 | 27 | 27 |
| 2B-08-06 | G1/2"X14 | G3/8"X19 | 16 | 6.3 | 38.5 | 27 | 22 |
| 2B-08-12 | G1/2"X14 | G3/4"X14 | 16 | 10.9 | 41 | 27 | 32 |
| 2B-10 | G5/8"X14 | G5/8"X14 | 17.5 | 9.5 | 42 | 30 | 30 |
| 2B-10-08 | G5/8"X14 | G1/2"X14 | 17.5 | 7.5 | 41.5 | 30 | 27 |
| 2B-10-12 | G5/8"X14 | G3/4"X14 | 17.5 | 10.9 | 42.5 | 30 | 32 |
| 2B-12 | G3/4"X14 | G3/4"X14 | 18.5 | 10.9 | 44.5 | 32 | 32 |
| 2B-12-10 | G3/4"X14 | G5/8"X14 | 18.5 | 9.5 | 44 | 32 | 30 |
| 2B-12-16 | G3/4"X14 | G1"X11 | 18.5 | 11.7 | 46 | 32 | 41 |
| 2B-16 | G1"X11 | G1"X11 | 20.5 | 11.7 | 50 | 41 | 41 |
| 2B-16-12 | G1"X11 | G3/4"X14 | 20.5 | 10.9 | 49 | 41 | 32 |
| 2B-16-20 | G1"X11 | G1.1/4"X11 | 20.5 | 11 | 53 | 41 | 50 |
| 2B-20 | G1.1/4"X11 | G1.1/4"X11 | 20.5 | 11 | 55 | 50 | 50 |
| 2B-20-16 | G1.1/4"X11 | G1"X11 | 20.5 | 11.7 | 52 | 50 | 41 |
| 2B-20-24 | G1.1/4"X11 | G1.1/2"X11 | 20.5 | 13 | 55.5 | 50 | 55 |
| 2B-24 | G1.1/2"X11 | G1.1/2"X11 | 23 | 13 | 58 | 55 | 55 |
| 2B-32 | G2"X11 | G2"X11 | 25.5 | 16 | 63.5 | 70 | 70 |

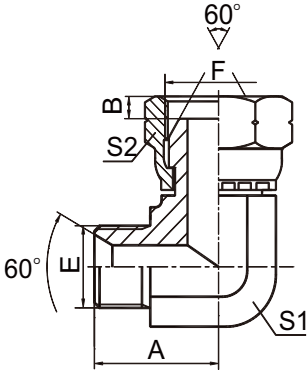
45°弯英管外螺纹60°内锥 / 英管内螺纹60°外锥
45° ELBOW BSP MALE 60° SEAT / BSP FEMALE 60° CONE



2B4

| 代号 PART NO. | 螺 纹 THREAD | | 尺 寸 DIMENSIONS | | | |
|----------------|------------|------------|----------------|------|----|----|
| | E | F | A | B | S1 | S2 |
| 2B4-04 | G1/4"X19 | G1/4"X19 | 20.3 | 5.5 | 14 | 19 |
| 2B4-04-06 | G1/4"X19 | G3/8"X19 | 20.3 | 6.3 | 14 | 22 |
| 2B4-06 | G3/8"X19 | G3/8"X19 | 22 | 6.3 | 16 | 22 |
| 2B4-06-04 | G3/8"X19 | G1/4"X19 | 22 | 5.5 | 16 | 19 |
| 2B4-08 | G1/2"X14 | G1/2"X14 | 27 | 7.5 | 22 | 27 |
| 2B4-08-06 | G1/2"X14 | G3/8"X19 | 27 | 6.3 | 22 | 22 |
| 2B4-10 | G5/8"X14 | G5/8"X14 | 28.5 | 9.5 | 22 | 30 |
| 2B4-10-08 | G5/8"X14 | G1/2"X14 | 28.5 | 7.5 | 22 | 27 |
| 2B4-12 | G3/4"X14 | G3/4"X14 | 31 | 10.9 | 27 | 32 |
| 2B4-16 | G1"X11 | G1"X11 | 35 | 11.7 | 33 | 41 |
| 2B4-20 | G1.1/4"X11 | G1.1/4"X11 | 38.5 | 11 | 41 | 50 |
| 2B4-24 | G1.1/2"X11 | G1.1/2"X11 | 44 | 13 | 48 | 55 |
| 2B4-32 | G2"X11 | G2"X11 | 51 | 16 | 63 | 70 |

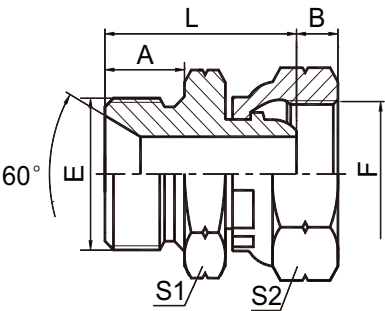
90°弯英管外螺纹60°内锥 / 英管内螺纹60°外锥
90° ELBOW BSP MALE 60° SEAT / BSP FEMALE 60° CONE



2B9

| 代号 PART NO. | 螺 纹 THREAD | | 尺 寸 DIMENSIONS | | | |
|----------------|------------|------------|----------------|------|----|----|
| | E | F | A | B | S1 | S2 |
| 2B9-02 | G1/8"X28 | G1/8"X28 | 19.8 | 5.5 | 11 | 14 |
| 2B9-04 | G1/4"X19 | G1/4"X19 | 24.5 | 5.5 | 14 | 19 |
| 2B9-04-06 | G1/4"X19 | G3/8"X19 | 25 | 6.3 | 14 | 22 |
| 2B9-06 | G3/8"X19 | G3/8"X19 | 27.5 | 6.3 | 16 | 22 |
| 2B9-06-04 | G3/8"X19 | G1/4"X19 | 27.5 | 5.5 | 16 | 19 |
| 2B9-08 | G1/2"X14 | G1/2"X14 | 34.5 | 7.5 | 22 | 27 |
| 2B9-08-06 | G1/2"X14 | G3/8"X19 | 34.5 | 6.3 | 22 | 22 |
| 2B9-10 | G5/8"X14 | G5/8"X14 | 35 | 9.5 | 22 | 30 |
| 2B9-10-08 | G5/8"X14 | G1/2"X14 | 35 | 7.5 | 22 | 27 |
| 2B9-12 | G3/4"X14 | G3/4"X14 | 40 | 10.9 | 27 | 32 |
| 2B9-16 | G1"X11 | G1"X11 | 46 | 11.7 | 33 | 41 |
| 2B9-20 | G1.1/4"X11 | G1.1/4"X11 | 50.5 | 11 | 41 | 50 |
| 2B9-24 | G1.1/2"X11 | G1.1/2"X11 | 57.5 | 13 | 48 | 55 |
| 2B9-32 | G2"X11 | G2"X11 | 72.5 | 16 | 63 | 70 |

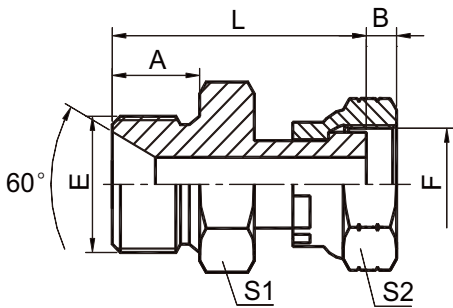
英管外螺纹60°内锥/英管内螺纹球面
BSP MALE 60° SEAT/BSP FEMALE MULTISEAL



2BA

| 代 号 PART NO. | 螺 纹 THREAD | | 尺 寸 DIMENSIONS | | | | |
|-----------------|------------|------------|----------------|------|------|----|----|
| | E | F | A | B | L | S1 | S2 |
| 2BA-02 | G1/8"X28 | G1/8"X28 | 10 | 2 | 28.5 | 14 | 14 |
| 2BA-04 | G1/4"X19 | G1/4"X19 | 12 | 4 | 30.5 | 19 | 19 |
| 2BA-06 | G3/8"X19 | G3/8"X19 | 13.5 | 5 | 35 | 22 | 22 |
| 2BA-08 | G1/2"X14 | G1/2"X14 | 16 | 6 | 41.5 | 27 | 27 |
| 2BA-10 | G5/8"X14 | G5/8"X14 | 17.5 | 8 | 43.5 | 30 | 30 |
| 2BA-12 | G3/4"X14 | G3/4"X14 | 18.5 | 9 | 46.5 | 32 | 32 |
| 2BA-16 | G1"X11 | G1"X11 | 20.5 | 10.5 | 51 | 41 | 41 |
| 2BA-20 | G1.1/4"X11 | G1.1/4"X11 | 20.5 | 10 | 55 | 50 | 50 |
| 2BA-24 | G1.1/2"X11 | G1.1/2"X11 | 23 | 11 | 59 | 55 | 55 |
| 2BA-32 | G2"X11 | G2"X11 | 25.5 | 15 | 65.5 | 70 | 70 |

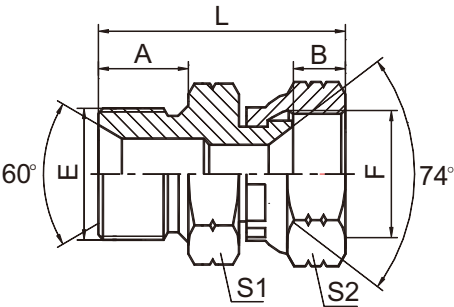
英管外螺纹60°内锥/美制ORFS内螺纹
BSP MALE 60° SEAT/ORFS FEMALE



2BF

| 代号 PART NO. | 螺 纹 THREAD | | 尺 寸 DIMENSIONS | | | | |
|----------------|------------|-------------|----------------|------|------|----|----|
| | E | F | A | B | L | S1 | S2 |
| 2BF-04 | G1/4"X19 | 9/16"X18 | 12 | 8.5 | 33.5 | 19 | 19 |
| 2BF-04-06 | G1/4"X19 | 11/16"X16 | 12 | 10 | 36.5 | 19 | 22 |
| 2BF-06 | G3/8"X19 | 11/16"X16 | 13.5 | 10 | 40 | 22 | 22 |
| 2BF-06-08 | G3/8"X19 | 13/16"X16 | 13.5 | 11 | 42 | 22 | 27 |
| 2BF-08-06 | G1/2"X14 | 11/16"X16 | 16 | 10 | 44.5 | 27 | 22 |
| 2BF-08 | G1/2"X14 | 13/16"X16 | 16 | 11 | 46.5 | 27 | 27 |
| 2BF-08-10 | G1/2"X14 | 1"X14 | 16 | 13.5 | 50.5 | 27 | 30 |
| 2BF-10 | G5/8"X14 | 1"X14 | 17.5 | 13.5 | 52 | 30 | 30 |
| 2BF-12-10 | G3/4"X14 | 1"X14 | 18.5 | 13.5 | 54 | 32 | 30 |
| 2BF-12 | G3/4"X14 | 1.3/16"X12 | 18.5 | 15 | 55.5 | 32 | 36 |
| 2BF-12-16 | G3/4"X14 | 1.7/16"X12 | 18.5 | 15 | 57.5 | 36 | 41 |
| 2BF-12-20 | G3/4"X14 | 1.11/16"X12 | 18.5 | 15 | 63 | 41 | 50 |
| 2BF-16-12 | G1"X11 | 1.3/16"X12 | 20.5 | 15 | 59.5 | 41 | 36 |
| 2BF-16 | G1"X11 | 1.7/16"X12 | 20.5 | 15 | 60.5 | 41 | 41 |
| 2BF-20 | G1.1/4"X11 | 1.11/16"X12 | 20.5 | 15 | 63 | 50 | 50 |
| 2BF-20-16 | G1.1/4"X11 | 1.7/16"X12 | 20.5 | 15 | 63.5 | 50 | 41 |
| 2BF-24 | G1.1/2"X11 | 2"X12 | 23 | 14.8 | 68 | 50 | 60 |

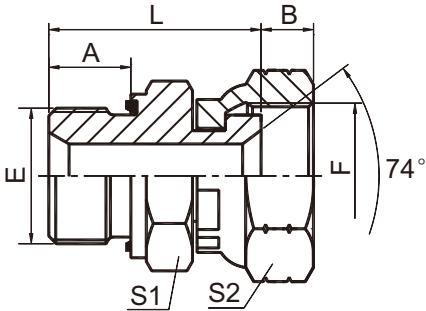
英管外螺纹 60°内锥或六角端面用组合垫密封 / 美制JIC内螺纹 74°内锥
BSP MALE DOUBLE USE FOR 60° CONE SEAT OR BONDED SEAL / JIC FEMALE 74° SEAT



2BJ

| 代 号 PART NO. | 螺 纹 THREAD | | 尺 寸 DIMENSIONS | | | | |
|-----------------|------------|------------|----------------|------|------|----|----|
| | E | F | A | B | L | S1 | S2 |
| 2BJ-02-04 | G1/8"X28 | 7/16"X20 | 10 | 9 | 24 | 14 | 15 |
| 2BJ-02-06 | G1/8"X28 | 9/16"X18 | 10 | 10.5 | 24.5 | 14 | 19 |
| 2BJ-04 | G1/4"X19 | 7/16"X20 | 12 | 9 | 26 | 19 | 15 |
| 2BJ-04-05 | G1/4"X19 | 1/2"X20 | 12 | 9.5 | 26.5 | 19 | 17 |
| 2BJ-04-06 | G1/4"X19 | 9/16"X18 | 12 | 10.5 | 27 | 19 | 19 |
| 2BJ-04-08 | G1/4"X19 | 3/4"X16 | 12 | 11 | 29 | 19 | 24 |
| 2BJ-06 | G3/8"X19 | 9/16"X18 | 13.5 | 10.5 | 30.5 | 22 | 19 |
| 2BJ-06-08 | G3/8"X19 | 3/4"X16 | 13.5 | 11 | 32.5 | 22 | 24 |
| 2BJ-06-10 | G3/8"X19 | 7/8"X14 | 13.5 | 13 | 33 | 22 | 27 |
| 2BJ-08 | G1/2"X14 | 3/4"X16 | 16 | 11 | 37 | 27 | 24 |
| 2BJ-08-06 | G1/2"X14 | 9/16"X18 | 16 | 10.5 | 35 | 27 | 19 |
| 2BJ-08-10 | G1/2"X14 | 7/8"X14 | 16 | 13 | 37.5 | 27 | 27 |
| 2BJ-10 | G5/8"X14 | 7/8"X14 | 17.5 | 14 | 37.5 | 30 | 27 |
| 2BJ-12 | G3/4"X14 | 1.1/16"X12 | 18.5 | 15 | 42 | 32 | 32 |
| 2BJ-12-08 | G3/4"X14 | 3/4"X16 | 18.5 | 11 | 40 | 32 | 24 |
| 2BJ-12-10 | G3/4"X14 | 7/8"X14 | 18.5 | 13 | 41 | 32 | 27 |
| 2BJ-12-16 | G3/4"X14 | 1.5/16"X12 | 18.5 | 16 | 42 | 32 | 41 |
| 2BJ-16 | G1"X11 | 1.5/16"X12 | 20.5 | 16 | 46 | 41 | 41 |
| 2BJ-16-20 | G1"X11 | 1.5/8"X12 | 20.5 | 17 | 50 | 41 | 50 |
| 2BJ-20 | G1.1/4"X11 | 1.5/8"X12 | 20.5 | 17 | 52 | 50 | 50 |
| 2BJ-20-24 | G1.1/4"X11 | 1.7/8"X12 | 20.5 | 20 | 53.5 | 50 | 55 |
| 2BJ-24 | G1.1/2"X11 | 1.7/8"X12 | 23 | 20 | 56.5 | 55 | 55 |
| 2BJ-32 | G2"X11 | 2.1/2"X12 | 25.5 | 24.5 | 60 | 70 | 75 |

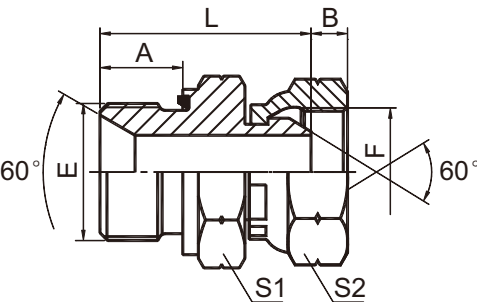
英管外螺纹胶垫密封 / 美制 JIC 内螺纹 74° 内锥
BSP MALE CAPTIVE SEAL / JIC FEMALE 74° SEAT



2BJ-WD

| 代 号 PART NO. | 螺 纹 THREAD | | 胶 垫 CAPTIVE | 尺 寸 DIMENSIONS | | | | |
|-----------------|------------|------------|-------------|----------------|------|------|----|----|
| | E | F | | A | B | L | S1 | S2 |
| 2BJ-02-04WD | G1/8"X28 | 7/16"X20 | WD-B02 | 8 | 9 | 23.5 | 14 | 15 |
| 2BJ-04-05WD | G1/4"X19 | 1/2"X20 | WD-B04 | 12 | 9.5 | 28.5 | 19 | 17 |
| 2BJ-04-06WD | G1/4"X19 | 9/16"X18 | WD-B04 | 12 | 10.5 | 28.5 | 19 | 19 |
| 2BJ-04-08WD | G1/4"X19 | 3/4"X16 | WD-B04 | 12 | 11 | 30.5 | 19 | 24 |
| 2BJ-04WD | G1/4"X19 | 7/16"X20 | WD-B04 | 12 | 9 | 28 | 19 | 15 |
| 2BJ-06-08WD | G3/8"X19 | 3/4"X16 | WD-B06 | 12 | 11 | 33 | 22 | 24 |
| 2BJ-06WD | G3/8"X19 | 9/16"X18 | WD-B06 | 12 | 10.5 | 31 | 22 | 19 |
| 2BJ-08-06WD | G1/2"X14 | 9/16"X18 | WD-B08 | 14 | 10.5 | 33.5 | 27 | 19 |
| 2BJ-08-10WD | G1/2"X14 | 7/8"X14 | WD-B08 | 14 | 13 | 38 | 27 | 27 |
| 2BJ-08WD | G1/2"X14 | 3/4"X16 | WD-B08 | 14 | 11 | 37.5 | 27 | 24 |
| 2BJ-12-16WD | G3/4"X14 | 1.5/16"X12 | WD-B12 | 16 | 16 | 42.5 | 32 | 41 |
| 2BJ-12WD | G3/4"X14 | 1.1/16"X12 | WD-B12 | 16 | 15 | 42.5 | 32 | 32 |
| 2BJ-16WD | G1"X11 | 1.5/16"X12 | WD-B16 | 18 | 16 | 46.5 | 41 | 41 |
| 2BJ-20-16WD | G1.1/4"X11 | 1.5/16"X12 | WD-B20 | 20 | 16 | 50.5 | 50 | 41 |
| 2BJ-20WD | G1.1/4"X11 | 1.5/8"X12 | WD-B20 | 20 | 17 | 54.5 | 50 | 50 |
| 2BJ-24WD | G1.1/2"X11 | 1.7/8"X12 | WD-B24 | 22 | 20 | 58.5 | 55 | 55 |

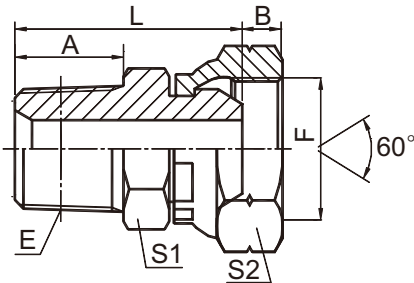
英管外螺纹胶垫密封 / 英管内螺纹
BSP MALE CAPTIVE SEAL/BSP FEMALE



2B-WD

| 代 号 PART NO. | 螺 纹 THREAD | | 胶 垫 CAPTIVE E端 | 尺 寸 DIMENSIONS | | | | |
|-----------------|------------|------------|-------------------|----------------|------|------|----|----|
| | E | F | | A | B | L | S1 | S2 |
| 2B-02WD | G1/8"X28 | G1/8"X28 | WD-B02 | 8 | 5.5 | 24.5 | 14 | 14 |
| 2B-04WD | G1/4"X19 | G1/4"X19 | WD-B04 | 12 | 5.5 | 31 | 19 | 19 |
| 2B-06WD | G3/8"X19 | G3/8"X19 | WD-B06 | 12 | 6.3 | 34.5 | 22 | 22 |
| 2B-08WD | G1/2"X14 | G1/2"X14 | WD-B08 | 14 | 7.5 | 41 | 27 | 27 |
| 2B-12WD | G3/4"X14 | G3/4"X14 | WD-B12 | 16 | 10.9 | 45 | 32 | 32 |
| 2B-16WD | G1"X11 | G1"X11 | WD-B16 | 18 | 11.7 | 50 | 41 | 41 |
| 2B-20WD | G1.1/4"X11 | G1.1/4"X11 | WD-B20 | 20 | 11 | 56.5 | 50 | 50 |
| 2B-24WD | G1.1/2"X11 | G1.1/2"X11 | WD-B24 | 22 | 13 | 59 | 55 | 55 |

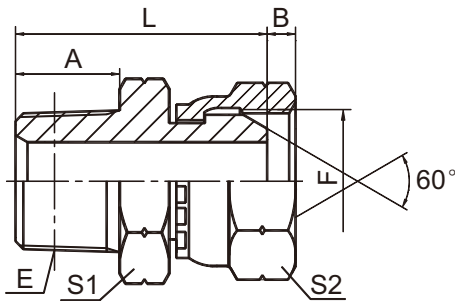
布锥管外螺纹 / 英管内螺纹60°外锥
NPT MALE / BSP FEMALE 60° CONE



2NB

| 代号 PART NO. | 螺纹 THREAD | | 尺寸 DIMENSIONS | | | | |
|----------------|--------------|------------|---------------|------|------|----|----|
| | E | F | A | B | L | S1 | S2 |
| 2NB-02 | Z1/8"X27 | G1/8"X28 | 10.5 | 5.5 | 25.5 | 12 | 14 |
| 2NB-02-04 | Z1/8"X27 | G1/4"X19 | 10.5 | 5.5 | 27 | 14 | 19 |
| 2NB-04 | Z1/4"X18 | G1/4"X19 | 15 | 5.5 | 31 | 17 | 19 |
| 2NB-04-06 | Z1/4"X18 | G3/8"X19 | 15 | 6.3 | 32.5 | 17 | 22 |
| 2NB-04-08 | Z1/4"X18 | G1/2"X14 | 15 | 7.5 | 35 | 19 | 27 |
| 2NB-06 | Z3/8"X18 | G3/8"X19 | 16 | 6.3 | 33.5 | 19 | 22 |
| 2NB-06-08 | Z3/8"X18 | G1/2"X14 | 16 | 7.5 | 36 | 19 | 27 |
| 2NB-08 | Z1/2"X14 | G1/2"X14 | 19.5 | 7.5 | 41 | 22 | 27 |
| 2NB-08-06 | Z1/2"X14 | G3/8"X19 | 19.5 | 6.3 | 39.5 | 24 | 24 |
| 2NB-08-12 | Z1/2"X14 | G3/4"X14 | 19.5 | 10.9 | 44.5 | 27 | 32 |
| 2NB-12 | Z3/4"X14 | G3/4"X14 | 19.5 | 10.9 | 44.5 | 30 | 32 |
| 2NB-12-16 | Z3/4"X14 | G1"X11 | 19.5 | 11.7 | 46.5 | 32 | 41 |
| 2NB-16 | Z1"X11.5 | G1"X11 | 25.5 | 11.7 | 52.5 | 36 | 41 |
| 2NB-16-20 | Z1"X11.5 | G1.1/4"X11 | 25.5 | 11 | 59.5 | 41 | 50 |
| 2NB-20 | Z1.1/4"X11.5 | G1.1/4"X11 | 26.5 | 11 | 60.4 | 46 | 50 |
| 2NB-24 | Z1.1/2"X11.5 | G1.1/2"X11 | 27.5 | 13 | 62 | 50 | 55 |
| 2NB-32 | Z2"X11.5 | G2"X11 | 27.5 | 20 | 65.4 | 65 | 70 |

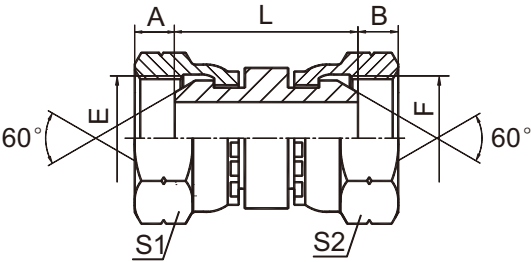
英锥管外螺纹 / 英管内螺纹60°外锥
BSPT MALE / BSP FEMALE 60°CONE



2TB-SP

| 代 号 PART NO. | 螺 纹 THREAD | | 尺 寸 DIMENSIONS | | | | |
|-----------------|------------|------------|----------------|------|------|----|----|
| | E | F | A | B | L | S1 | S2 |
| 2TB-02SP | R1/8"X28 | G1/8"X28 | 10 | 5.5 | 25 | 12 | 14 |
| 2TB-04SP | R1/4"X19 | G1/4"X19 | 14.5 | 5.5 | 31.5 | 17 | 19 |
| 2TB-06SP | R3/8"X19 | G3/8"X19 | 15 | 6.3 | 33 | 19 | 22 |
| 2TB-06-04SP | R3/8"X19 | G1/4"X19 | 15 | 5.5 | 32 | 19 | 19 |
| 2TB-06-08SP | R3/8"X19 | G1/2"X14 | 15 | 7.5 | 35 | 19 | 27 |
| 2TB-08SP | R1/2"X14 | G1/2"X14 | 20 | 7.5 | 42 | 22 | 27 |
| 2TB-08-06SP | R1/2"X14 | G3/8"X19 | 20 | 6.3 | 40 | 22 | 22 |
| 2TB-08-12SP | R1/2"X14 | G3/4"X14 | 20 | 10.9 | 45 | 27 | 32 |
| 2TB-12SP | R3/4"X14 | G3/4"X14 | 20 | 10.9 | 45 | 30 | 32 |
| 2TB-12-08SP | R3/4"X14 | G1/2"X14 | 20 | 7.5 | 44 | 30 | 27 |
| 2TB-12-16SP | R3/4"X14 | G1"X11 | 20 | 11.7 | 47 | 32 | 41 |
| 2TB-16SP | R1"X11 | G1"X11 | 25.5 | 11.7 | 52.5 | 36 | 41 |
| 2TB-16-12SP | R1"X11 | G3/4"X14 | 25.5 | 10.9 | 51.5 | 36 | 32 |
| 2TB-20-16SP | R1.1/4"X11 | G1"X11 | 26.5 | 11.7 | 55.5 | 46 | 41 |
| 2TB-20SP | R1.1/4"X11 | G1.1/4"X11 | 26.5 | 11 | 59 | 46 | 50 |
| 2TB-24SP | R1.1/2"X11 | G1.1/2"X11 | 26.5 | 13 | 61.5 | 50 | 55 |
| 2TB-32SP | R2"X11 | G2"X11 | 30 | 16 | 68 | 65 | 70 |

英管内螺纹 60°外锥
BSP FEMALE 60°CONE

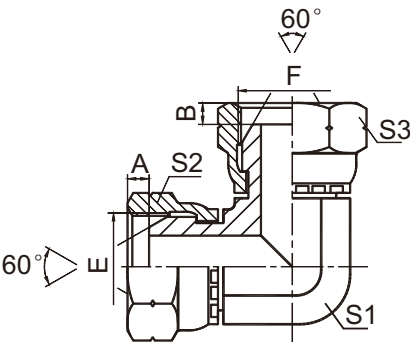


3B

| 代 号 PART NO. | 螺 纹 THREAD | | 尺 寸 DIMENSIONS | | | | |
|-----------------|------------|------------|----------------|------|------|----|----|
| | E | F | A | B | L | S1 | S2 |
| 3B-02 | G1/8"X28 | G1/8"X28 | 5.5 | 5.5 | 21 | 14 | 14 |
| 3B-02-04 | G1/8"X28 | G1/4"X19 | 5.5 | 5.5 | 23 | 14 | 19 |
| 3B-04 | G1/4"X19 | G1/4"X19 | 5.5 | 5.5 | 25 | 19 | 19 |
| 3B-04-06 | G1/4"X19 | G3/8"X19 | 5.5 | 6.3 | 26.5 | 19 | 22 |
| 3B-04-08 | G1/4"X19 | G1/2"X14 | 5.5 | 7.5 | 28.5 | 19 | 27 |
| 3B-06 | G3/8"X19 | G3/8"X19 | 6.3 | 6.3 | 27 | 22 | 22 |
| 3B-06-08 | G3/8"X19 | G1/2"X14 | 6.3 | 7.5 | 29.5 | 22 | 27 |
| 3B-08 | G1/2"X14 | G1/2"X14 | 7.5 | 7.5 | 31 | 27 | 27 |
| 3B-08-10 | G1/2"X14 | G5/8"X14 | 7.5 | 9.5 | 31.5 | 27 | 30 |
| 3B-08-12 | G1/2"X14 | G3/4"X14 | 7.5 | 10.9 | 32.5 | 27 | 32 |
| 3B-10 | G5/8"X14 | G5/8"X14 | 9.5 | 9.5 | 31.5 | 30 | 30 |
| 3B-10-12 | G5/8"X14 | G3/4"X14 | 9.5 | 10.9 | 33 | 30 | 32 |
| 3B-12 | G3/4"X14 | G3/4"X14 | 10.9 | 10.9 | 33.5 | 32 | 32 |
| 3B-12-16 | G3/4"X14 | G1"X11 | 10.9 | 11.7 | 35 | 32 | 41 |
| 3B-16 | G1"X11 | G1"X11 | 11.7 | 11.7 | 36.5 | 41 | 41 |
| 3B-16-20 | G1"X11 | G1.1/4"X11 | 11.7 | 11 | 37.5 | 41 | 50 |
| 3B-20 | G1.1/4"X11 | G1.1/4"X11 | 11 | 11 | 40 | 50 | 50 |
| 3B-24 | G1.1/2"X11 | G1.1/2"X11 | 13 | 13 | 42 | 55 | 55 |
| 3B-32 | G2"X11 | G2"X11 | 16 | 16 | 47 | 70 | 70 |

C

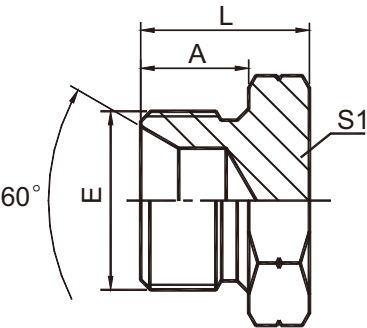
90°弯英管内螺纹 60°外锥
90°ELBOW BSP FEMALE 60° CONE



3B9

| 代号 PART NO. | 螺 纹 THREAD | | 尺 寸 DIMENSIONS | | | | |
|----------------|------------|------------|----------------|------|----|----|----|
| | E | F | A | B | S1 | S2 | S3 |
| 3B9-02 | G1/8"X28 | G1/8"X28 | 5.5 | 5.5 | 11 | 14 | 14 |
| 3B9-04 | G1/4"X19 | G1/4"X19 | 5.5 | 5.5 | 11 | 19 | 19 |
| 3B9-06 | G3/8"X19 | G3/8"X19 | 6.3 | 6.3 | 14 | 22 | 22 |
| 3B9-08 | G1/2"X14 | G1/2"X14 | 7.5 | 7.5 | 19 | 27 | 27 |
| 3B9-10 | G5/8"X14 | G5/8"X14 | 9.5 | 9.5 | 19 | 30 | 30 |
| 3B9-12 | G3/4"X14 | G3/4"X14 | 10.9 | 10.9 | 24 | 32 | 32 |
| 3B9-16 | G1"X11 | G1"X11 | 11.7 | 11.7 | 30 | 41 | 41 |
| 3B9-20 | G1.1/4"X11 | G1.1/4"X11 | 11 | 11 | 41 | 50 | 50 |
| 3B9-24 | G1.1/2"X11 | G1.1/2"X11 | 13 | 13 | 48 | 55 | 55 |
| 3B9-32 | G2"X11 | G2"X11 | 16 | 16 | 63 | 70 | 70 |

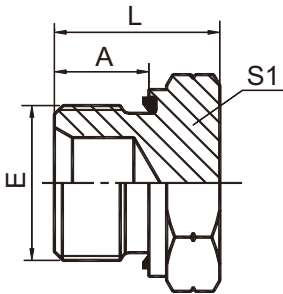
英管外螺纹60°内锥或六角端面用组合垫密封 堵头
BSP MALE DOUBLE USE FOR 60° CONE SEAT OR BONDED SEAL PLUG



4B

| 代号 PART NO. | 螺 纹 THREAD | 尺 寸 DIMENSIONS | | |
|----------------|------------|----------------|------|----|
| | E | A | L | S1 |
| 4B-02 | G1/8"X28 | 10 | 16 | 14 |
| 4B-04 | G1/4"X19 | 12 | 18 | 19 |
| 4B-06 | G3/8"X19 | 13.5 | 21.5 | 22 |
| 4B-08 | G1/2"X14 | 16 | 26 | 27 |
| 4B-10 | G5/8"X14 | 17.5 | 27.5 | 30 |
| 4B-12 | G3/4"X14 | 18.5 | 29.5 | 32 |
| 4B-16 | G1"X11 | 20.5 | 34 | 41 |
| 4B-20 | G1.1/4"X11 | 20.5 | 37.5 | 50 |
| 4B-24 | G1.1/2"X11 | 23 | 40 | 55 |
| 4B-32 | G2"X11 | 25.5 | 43.5 | 70 |

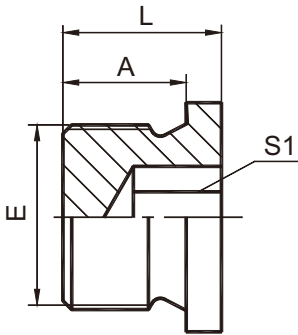
英管外螺纹胶垫密封堵头
BSP MALE CAPTIVE SEAL PLUG



4B-WD

| 代 号 PART NO. | 螺 纹 THREAD | 胶 垫 CAPTIVE | 尺 寸 DIMENSIONS | | |
|-----------------|------------|-------------|----------------|------|----|
| | E | E 端 | A | L | S1 |
| 4B-02WD | G1/8"X28 | WD-B02 | 8 | 15.5 | 14 |
| 4B-04WD | G1/4"X19 | WD-B04 | 12 | 19.6 | 19 |
| 4B-06WD | G3/8"X19 | WD-B06 | 12 | 22.5 | 22 |
| 4B-08WD | G1/2"X14 | WD-B08 | 14 | 25 | 27 |
| 4B-12WD | G3/4"X14 | WD-B12 | 16 | 29 | 32 |
| 4B-16WD | G1"X11 | WD-B16 | 18 | 35 | 41 |
| 4B-20WD | G1.1/4"X11 | WD-B20 | 20 | 37 | 50 |
| 4B-24WD | G1.1/2"X11 | WD-B24 | 22 | 40 | 55 |

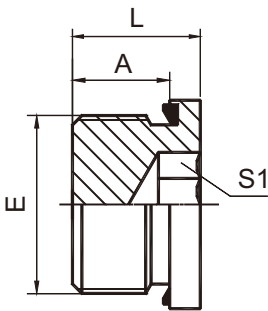
英管外螺纹60°内锥或六角端面用组合垫密封内六角堵头
BSP MALE DOUBLE USE FOR 60°CONE SEAT OR BONDED SEAL HOLLOW HEX PLUG



4BN

| 代 号 PART NO. | 螺 纹 THREAD | 尺 寸 DIMENSIONS | | |
|-----------------|------------|----------------|----|----|
| | E | A | L | S1 |
| 4BN-02 | G1/8"X28 | 8 | 11 | 5 |
| 4BN-04 | G1/4"X19 | 12 | 15 | 6 |
| 4BN-06 | G3/8"X19 | 12 | 15 | 8 |
| 4BN-08 | G1/2"X14 | 14 | 18 | 10 |
| 4BN-12 | G3/4"X14 | 16 | 20 | 12 |
| 4BN-16 | G1"X11 | 16 | 21 | 17 |

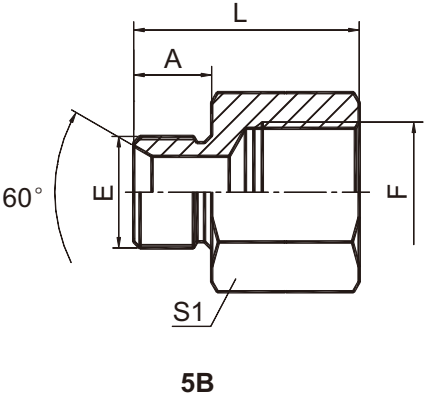
英管外螺纹胶垫密封内六角堵头
BSP MALE CAPTIVE SEAL HOLLOW HEX PLUG



4BN-WD

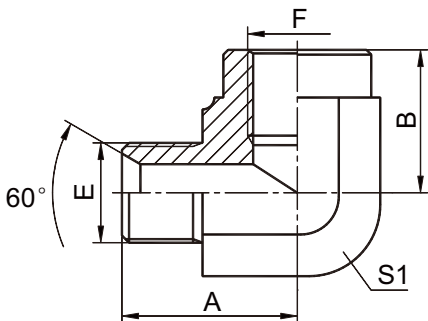
| 代 号 PART NO. | 螺 纹 THREAD | 胶 垫 CAPTIVE | 尺 寸 DIMENSIONS | | |
|-----------------|------------|-------------|----------------|------|----|
| | E | E 端 | A | L | S1 |
| 4BN-02WD | G1/8"X28 | WD-B02 | 8 | 12.2 | 5 |
| 4BN-04WD | G1/4"X19 | WD-B04 | 12 | 17.2 | 6 |
| 4BN-06WD | G3/8"X19 | WD-B06 | 12 | 17.2 | 8 |
| 4BN-08WD | G1/2"X14 | WD-B08 | 14 | 19.2 | 10 |
| 4BN-12WD | G3/4"X14 | WD-B12 | 16 | 21.2 | 12 |
| 4BN-16WD | G1"X11 | WD-B16 | 16 | 22.8 | 17 |
| 4BN-20WD | G1.1/4"X11 | WD-B20 | 20 | 26.8 | 22 |
| 4BN-24WD | G1.1/2"X11 | WD-B24 | 22 | 28.8 | 24 |

英管外螺纹 60°内锥或六角端面用组合垫密封 / 英管内螺纹 ISO 1179
BSP MALE DOUBLE USE FOR 60°CONE SEAT OR BONDED SEAL / BSP FEMALE ISO 1179



| 代 号 PART NO. | 螺 纹 THREAD | | 尺 寸 DIMENSIONS | | |
|-----------------|------------|------------|----------------|------|----|
| | E | F | A | L | S1 |
| 5B-02-04 | G1/8"X28 | G1/4"X19 | 11 | 29 | 19 |
| 5B-04-02 | G1/4"X19 | G 1/8"X28 | 12 | 28 | 19 |
| 5B-04 | G1/4"X19 | G1/4"X19 | 12 | 33 | 19 |
| 5B-04-06 | G1/4"X19 | G3/8"X19 | 12 | 36 | 22 |
| 5B-06-04 | G3/8"X19 | G1/4"X19 | 13.5 | 33.5 | 22 |
| 5B-06 | G3/8"X19 | G3/8"X19 | 13.5 | 37.5 | 22 |
| 5B-06-08 | G3/8"X19 | G1/2"X14 | 13.5 | 42.5 | 27 |
| 5B-08-06 | G1/2"X14 | G3/8"X19 | 16 | 38 | 27 |
| 5B-08 | G1/2"X14 | G1/2"X14 | 16 | 45 | 27 |
| 5B-08-10 | G1/2"X14 | G5/8"X14 | 16 | 46 | 30 |
| 5B-08-12 | G1/2"X14 | G3/4"X14 | 16 | 44.5 | 36 |
| 5B-10-08 | G5/8"X14 | G1/2"X14 | 16 | 41.5 | 30 |
| 5B-12-08 | G3/4"X14 | G1/2"X14 | 18.5 | 44.5 | 32 |
| 5B-12 | G3/4"X14 | G3/4"X14 | 18.5 | 48 | 36 |
| 5B-12-16 | G3/4"X14 | G1"X11 | 18.5 | 53.5 | 41 |
| 5B-16-12 | G1"X11 | G3/4"X14 | 20.5 | 47.5 | 41 |
| 5B-16 | G1"X11 | G1"X11 | 20.5 | 55.5 | 41 |
| 5B-16-20 | G1"X11 | G1.1/4"X11 | 20.5 | 56.5 | 50 |
| 5B-20-16 | G1.1/4"X11 | G1"X11 | 20.5 | 49 | 50 |
| 5B-20 | G1.1/4"X11 | G1.1/4"X11 | 20.5 | 52.5 | 50 |
| 5B-20-24 | G1.1/4"X11 | G1.1/2"X11 | 20.5 | 57.5 | 55 |
| 5B-24 | G1.1/2"X11 | G1.1/2"X11 | 23 | 58 | 55 |
| 5B-32-24 | G2"X11 | G1.1/2"X11 | 26 | 59.5 | 70 |
| 5B-32 | G2"X11 | G2"X11 | 26 | 63 | 70 |

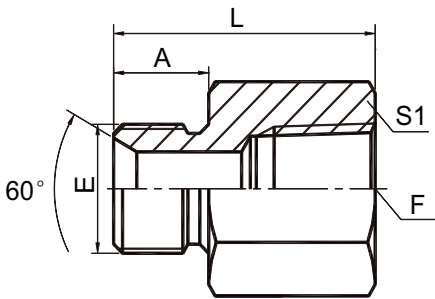
90° 弯英管外螺纹60°内锥 / 英管内螺纹 ISO 1179
90° ELBOW BSP MALE 60° SEAT / BSP FEMALE ISO 1179



5B9

| 代 号 PART NO. | 螺 纹 THREAD | | 尺 寸 DIMENSIONS | | |
|-----------------|------------|------------|----------------|----|----|
| | E | F | A | B | S1 |
| 5B9-02 | G1/8"X28 | G1/8"X28 | 22.5 | 20 | 16 |
| 5B9-04 | G1/4"X19 | G1/4"X19 | 25.5 | 22 | 19 |
| 5B9-06 | G3/8"X19 | G3/8"X19 | 30.5 | 26 | 24 |
| 5B9-08 | G1/2"X14 | G1/2"X14 | 39 | 31 | 30 |
| 5B9-12 | G3/4"X14 | G3/4"X14 | 43.5 | 37 | 33 |
| 5B9-16 | G1"X11 | G1"X11 | 50.5 | 43 | 41 |
| 5B9-20 | G1.1/4"X11 | G1.1/4"X11 | 55 | 46 | 50 |

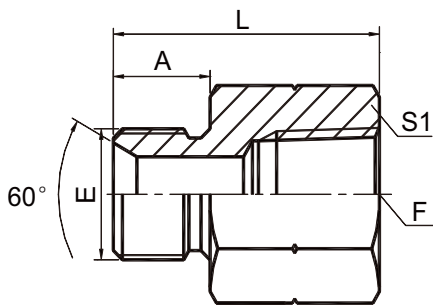
英管外螺纹60°内锥或六角端面用组合垫密封 / 美制布锥管内螺纹
BSP MALE DOUBLE USE FOR 60° CONE SEAT OR BONDED SEAL / NPT FEMALE



5BN

| 代 号 PART NO. | 螺 纹 THREAD | | 尺 寸 DIMENSIONS | | |
|-----------------|------------|--------------|----------------|------|----|
| | E | F | A | L | S1 |
| 5BN-04 | G1/4"X19 | Z1/4"X18 | 12 | 31 | 19 |
| 5BN-06 | G3/8"X19 | Z3/8"X18 | 13.5 | 33 | 22 |
| 5BN-08 | G1/2"X14 | Z1/2"X14 | 16 | 42 | 30 |
| 5BN-12 | G3/4"X14 | Z3/4"X14 | 18.5 | 44.5 | 36 |
| 5BN-16 | G1"X11 | Z1"X11.5 | 20.5 | 52 | 41 |
| 5BN-20 | G1.1/4"X11 | Z1.1/4"X11.5 | 20.5 | 55 | 50 |
| 5BN-24 | G1.1/2"X11 | Z1.1/2"X11.5 | 23 | 60 | 60 |
| 5BN-32 | G2"X11 | Z2"X11.5 | 25.5 | 62 | 70 |

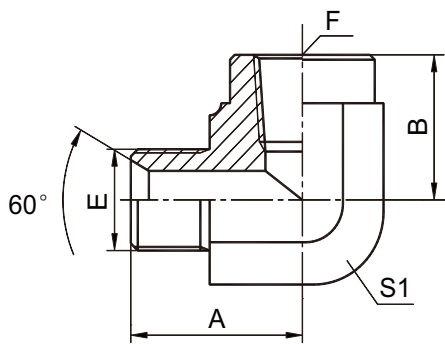
英管外螺纹60°内锥或六角端面用组合垫密封 / 英锥管内螺纹
BSP MALE DOUBLE USE FOR 60° CONE SEAT OR BONDED SEAL / BSPT FEMALE



5BT

| 代 号 PART NO. | 螺 纹 THREAD | | 尺 寸 DIMENSIONS | | |
|-----------------|------------|-------------|----------------|------|----|
| | E | F | A | L | S1 |
| 5BT-04-02 | G1/4"X19 | Rc1/8"X28 | 12 | 28 | 19 |
| 5BT-04 | G1/4"X19 | Rc1/4"X19 | 12 | 33.5 | 19 |
| 5BT-04-06 | G1/4"X19 | Rc3/8"X19 | 12 | 34 | 22 |
| 5BT-04-08 | G1/4"X19 | Rc1/2"X14 | 12 | 41 | 27 |
| 5BT-06-04 | G3/8"X19 | Rc1/4"X19 | 13.5 | 35 | 22 |
| 5BT-06 | G3/8"X19 | Rc3/8"X19 | 13.5 | 34 | 22 |
| 5BT-08-06 | G1/2"X14 | Rc3/8"X19 | 16 | 39.5 | 27 |
| 5BT-08 | G1/2"X14 | Rc1/2"X14 | 16 | 45 | 27 |
| 5BT-10-08 | G5/8"X14 | Rc1/2"X14 | 17.5 | 43.5 | 30 |
| 5BT-12-08 | G3/4"X14 | Rc1/2"X14 | 18.5 | 47.5 | 32 |
| 5BT-12 | G3/4"X14 | Rc3/4"X14 | 18.5 | 49 | 36 |
| 5BT-16-12 | G1"X11 | Rc3/4"X14 | 20.5 | 47.5 | 41 |
| 5BT-16 | G1"X11 | Rc1"X11 | 20.5 | 57 | 41 |
| 5BT-20 | G1.1/4"X11 | Rc1.1/4"X11 | 20.5 | 58.5 | 50 |
| 5BT-24 | G1.1/2"X11 | Rc1.1/2"X11 | 23 | 61 | 55 |

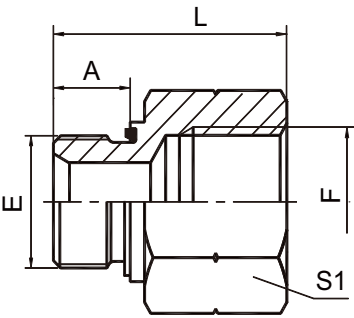
90°英管外螺纹60°内锥/英锥管内螺纹
90° BSP MALE 60° SEAT/BSPT FEMALE



5BT9

| 代 号 PART NO. | 螺 纹 THREAD | | 尺 寸 DIMENSIONS | | |
|-----------------|------------|-----------|----------------|------|----|
| | E | F | A | B | S1 |
| 5BT9-04 | G1/4"X19 | Rc1/4"X19 | 27.5 | 25 | 19 |
| 5BT9-04-02 | G1/4"X19 | Rc1/8"X28 | 25.5 | 20 | 16 |
| 5BT9-04-06 | G1/4"X19 | Rc3/8"X19 | 30.5 | 27 | 24 |
| 5BT9-06 | G3/8"X19 | Rc3/8"X19 | 32 | 27 | 24 |
| 5BT9-06-04 | G3/8"X19 | Rc1/4"X19 | 28.5 | 25 | 19 |
| 5BT9-06-08 | G3/8"X19 | Rc1/2"X14 | 36 | 31.5 | 30 |
| 5BT9-08 | G1/2"X14 | Rc1/2"X14 | 38.5 | 31.5 | 30 |
| 5BT9-08-06 | G1/2"X14 | Rc3/8"X19 | 35.5 | 27 | 24 |
| 5BT9-08-12 | G1/2"X14 | Rc3/4"X14 | 41 | 37 | 33 |
| 5BT9-12 | G3/4"X14 | Rc3/4"X14 | 43.5 | 37 | 33 |
| 5BT9-12-08 | G3/4"X14 | Rc1/2"X14 | 41.5 | 31.5 | 30 |
| 5BT9-12-16 | G3/4"X14 | Rc1" X11 | 48 | 43 | 41 |
| 5BT9-16 | G1"X11 | Rc1" X11 | 50.5 | 43 | 41 |
| 5BT9-16-12 | G1"X11 | Rc3/4"X14 | 46 | 37 | 33 |

英管外螺纹胶垫密封 / 英管内螺纹 ISO 1179
BSP MALE CAPTIVE SEAL / BSP FEMALE ISO 1179

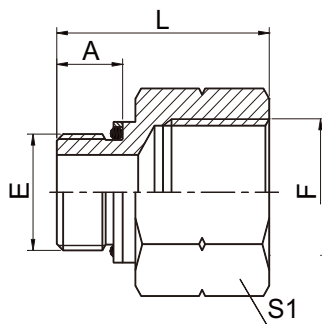


5B-WD

| 代 号 PART NO. | 螺 纹 THREAD | | 胶 垫 CAPTIVE | 尺 寸 DIMENSIONS | | |
|-----------------|------------|------------|-------------|----------------|------|----|
| | E | F | | A | L | S1 |
| 5B-02-04WD | G1/8"X28 | G1/4"X19 | WD-B02 | 8 | 30.5 | 19 |
| 5B-02-06WD | G1/8"X28 | G3/8"X19 | WD-B02 | 8 | 33.5 | 22 |
| 5B-04-02WD | G1/4"X19 | G 1/8"X28 | WD-B04 | 12 | 31.5 | 19 |
| 5B-04-06WD | G1/4"X19 | G3/8"X19 | WD-B04 | 12 | 37 | 22 |
| 5B-04-08WD | G1/4"X19 | G1/2"X14 | WD-B04 | 12 | 43 | 27 |
| 5B-06-02WD | G3/8"X19 | G1/8"X28 | WD-B06 | 12 | 35.5 | 22 |
| 5B-06-04WD | G3/8"X19 | G1/4"X19 | WD-B06 | 12 | 37.5 | 22 |
| 5B-06-08WD | G3/8"X19 | G1/2"X14 | WD-B06 | 12 | 43.5 | 27 |
| 5B-08-04WD | G1/2"X14 | G1/4"X19 | WD-B08 | 14 | 38 | 27 |
| 5B-08-06WD | G1/2"X14 | G3/8"X19 | WD-B08 | 14 | 41 | 27 |
| 5B-08-12WD | G1/2"X14 | G3/4"X14 | WD-B08 | 14 | 46 | 36 |
| 5B-12-08WD | G3/4"X14 | G1/2"X14 | WD-B12 | 16 | 47.5 | 32 |
| 5B-12-16WD | G3/4"X14 | G1"X11 | WD-B12 | 16 | 53.5 | 41 |
| 5B-12-20WD | G3/4"X14 | G1.1/4"X11 | WD-B12 | 16 | 54.5 | 50 |
| 5B-16-12WD | G1"X11 | G3/4"X14 | WD-B16 | 18 | 50.5 | 41 |
| 5B-16-20WD | G1"X11 | G1.1/4"X11 | WD-B16 | 18 | 56.5 | 50 |
| 5B-20-16WD | G1.1/4"X11 | G1"X11 | WD-B20 | 20 | 57.5 | 50 |
| 5B-20-24WD | G1.1/4"X11 | G1.1/2"X11 | WD-B20 | 20 | 59.5 | 55 |
| 5B-20-32WD | G1.1/4"X11 | G2"X11 | WD-B20 | 20 | 64 | 70 |
| 5B-24-16WD | G1.1/2"X11 | G1"X11 | WD-B24 | 22 | 59.5 | 55 |
| 5B-24-20WD | G1.1/2"X11 | G1.1/4"X11 | WD-B24 | 22 | 60 | 55 |
| 5B-24-32WD | G1.1/2"X11 | G2"X11 | WD-B24 | 22 | 66 | 70 |

C

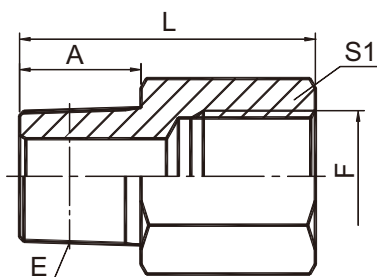
英管外螺纹O形圈 / 英管内螺纹 ISO 1179
BSP MALE O-RING / BSP FEMALE ISO 1179



5GB

| 代 号 PART NO. | 螺 纹 THREAD | | O形圈 O-RING | 尺 寸 DIMENSIONS | | |
|-----------------|------------|----------|------------|----------------|------|----|
| | E | F | | A | L | S1 |
| 5GB-04 | G1/4"X19 | G1/4"X19 | O111 | 11 | 32 | 19 |
| 5GB-04-06 | G1/4"X19 | G3/8"X19 | O111 | 11 | 35 | 22 |
| 5GB-06 | G3/8"X19 | G3/8"X19 | O113 | 11.5 | 36 | 22 |
| 5GB-06-08 | G3/8"X19 | G1/2"X14 | O113 | 11.5 | 41 | 27 |
| 5GB-08 | G1/2"X14 | G1/2"X14 | O115 | 14 | 41 | 27 |
| 5GB-08-12 | G1/2"X14 | G3/4"X14 | O115 | 14 | 46 | 36 |
| 5GB-12 | G3/4"X14 | G3/4"X14 | O119 | 15.5 | 46 | 36 |
| 5GB-12-16 | G3/4"X14 | G1"X11 | O119 | 15.5 | 50 | 41 |
| 5GB-16-12 | G1"X11 | G3/4"X14 | O217 | 18 | 47 | 41 |
| 5GB-16 | G1"X11 | G1"X11 | O217 | 18 | 52.5 | 41 |

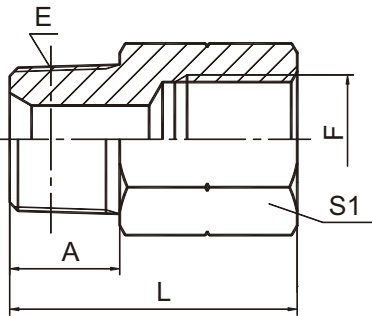
布锥管外螺纹 / 英管内螺纹
NPT MALE/BSP FEMALE



5NB

| 代号 PART NO. | 螺 纹 THREAD | | 尺 寸 DIMENSIONS | | |
|----------------|--------------|------------|----------------|------|----|
| | E | F | A | L | S1 |
| 5NB-02 | Z1/8"X27 | G1/8"X28 | 10.5 | 28 | 14 |
| 5NB-02-04 | Z1/8"X27 | G1/4"X19 | 10.5 | 32 | 19 |
| 5NB-04 | Z1/4"X18 | G1/4"X19 | 15 | 35 | 19 |
| 5NB-04-02 | Z1/4"X18 | G1/8"X28 | 15 | 32 | 17 |
| 5NB-04-06 | Z1/4"X18 | G3/8"X19 | 15 | 38 | 22 |
| 5NB-06 | Z3/8"X18 | G3/8"X19 | 15 | 38 | 22 |
| 5NB-06-04 | Z3/8"X18 | G1/4"X19 | 15 | 32 | 19 |
| 5NB-06-08 | Z3/8"X18 | G1/2"X14 | 15 | 43 | 27 |
| 5NB-08 | Z1/2"X14 | G1/2"X14 | 19.5 | 47.5 | 27 |
| 5NB-08-04 | Z1/2"X14 | G1/4"X19 | 19.5 | 28 | 22 |
| 5NB-08-06 | Z1/2"X14 | G3/8"X19 | 19.5 | 40 | 22 |
| 5NB-08-10 | Z1/2"X14 | G5/8"X14 | 19.5 | 48.5 | 36 |
| 5NB-08-12 | Z1/2"X14 | G3/4"X14 | 19.5 | 48.5 | 36 |
| 5NB-12 | Z3/4"X14 | G3/4"X14 | 19.5 | 48.5 | 36 |
| 5NB-12-04 | Z3/4"X14 | G1/4"X19 | 19.5 | 30 | 30 |
| 5NB-12-06 | Z3/4"X14 | G3/8"X19 | 19.5 | 32 | 30 |
| 5NB-12-08 | Z3/4"X14 | G1/2"X14 | 19.5 | 32 | 30 |
| 5NB-12-16 | Z3/4"X14 | G1"X11 | 19.5 | 54 | 41 |
| 5NB-12-20 | Z3/4"X14 | G1.1/4"X11 | 19.5 | 54 | 50 |
| 5NB-16 | Z1"X11.5 | G1"X11 | 25.5 | 60 | 41 |
| 5NB-16-04 | Z1"X11.5 | G1/4"X19 | 25.5 | 37 | 36 |
| 5NB-16-06 | Z1"X11.5 | G3/8"X19 | 25.5 | 37 | 36 |
| 5NB-16-08 | Z1"X11.5 | G1/2"X14 | 25.5 | 37 | 36 |
| 5NB-16-12 | Z1"X11.5 | G3/4"X14 | 25.5 | 37 | 36 |
| 5NB-16-20 | Z1"X11.5 | G1.1/4"X11 | 25.5 | 60 | 50 |
| 5NB-16-24 | Z1"X11.5 | G1.1/2"X11 | 25.5 | 62 | 55 |
| 5NB-20 | Z1.1/4"X11.5 | G1.1/4"X11 | 26.5 | 61 | 50 |
| 5NB-20-16 | Z1.1/4"X11.5 | G1"X11 | 26.5 | 42 | 46 |
| 5NB-20-24 | Z1.1/4"X11.5 | G1.1/2"X11 | 26.5 | 63 | 55 |
| 5NB-20-32 | Z1.1/4"X11.5 | G2"X11 | 26.5 | 67 | 70 |
| 5NB-24 | Z1.1/2"X11.5 | G1.1/2"X11 | 27.5 | 64 | 55 |
| 5NB-24-20 | Z1.1/2"X11.5 | G1.1/4"X11 | 27.5 | 58 | 50 |
| 5NB-24-32 | Z1.1/2"X11.5 | G2"X11 | 27.5 | 68 | 70 |
| 5NB-32 | Z2"X11.5 | G2"X11 | 27.5 | 68 | 70 |
| 5NB-32-16 | Z2"X11.5 | G1"X11 | 27.5 | 46 | 65 |
| 5NB-32-20 | Z2"X11.5 | G1.1/4"X11 | 27.5 | 46 | 65 |
| 5NB-32-24 | Z2"X11.5 | G1.1/2"X11 | 27.5 | 46 | 65 |

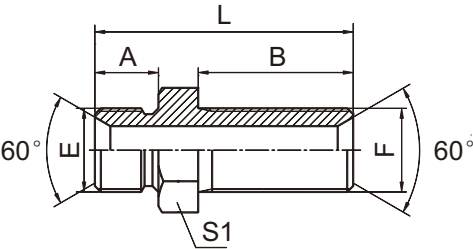
英锥管外螺纹 / 英管内螺纹
BSPT MALE/BSP FEMALE



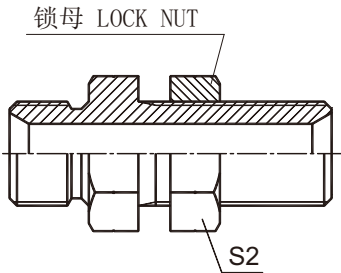
5TB-SP

| 代 号 PART NO. | 螺 纹 THREAD | | 尺 寸 DIMENSIONS | | |
|-----------------|------------|------------|----------------|------|----|
| | E | F | A | L | S1 |
| 5TB-02-04SP | R1/8"X28 | G1/4"X19 | 10 | 31.5 | 19 |
| 5TB-04-06SP | R1/4"X19 | G3/8"X19 | 14.5 | 38.5 | 22 |
| 5TB-04SP | R1/4"X19 | G1/4"X19 | 14.5 | 35 | 19 |
| 5TB-06-04SP | R3/8"X19 | G1/4"X19 | 15 | 36 | 19 |
| 5TB-06-08SP | R3/8"X19 | G1/2"X14 | 15 | 43 | 27 |
| 5TB-06-12SP | R3/8"X19 | G3/4"X14 | 15 | 44 | 36 |
| 5TB-06SP | R3/8"X19 | G3/8"X19 | 15 | 39 | 22 |
| 5TB-08-06SP | R1/2"X14 | G3/8"X19 | 20 | 44 | 22 |
| 5TB-08-12SP | R1/2"X14 | G3/4"X14 | 20 | 50 | 36 |
| 5TB-08-16SP | R1/2"X14 | G1"X11 | 20 | 54.5 | 41 |
| 5TB-08SP | R1/2"X14 | G1/2"X14 | 20 | 48 | 27 |
| 5TB-12-08SP | R3/4"X14 | G1/2"X14 | 20 | 48 | 30 |
| 5TB-12-16SP | R3/4"X14 | G1"X11 | 20 | 54.5 | 41 |
| 5TB-12SP | R3/4"X14 | G3/4"X14 | 20 | 49 | 36 |
| 5TB-16-12SP | R1"X11 | G3/4"X14 | 25.5 | 55 | 36 |
| 5TB-16-20SP | R1"X11 | G1.1/4"X11 | 25.5 | 61.5 | 50 |
| 5TB-16SP | R1"X11 | G1"X11 | 25.5 | 60 | 41 |
| 5TB-20-08SP | R1.1/4"X11 | G1/2"X14 | 26.5 | 39 | 46 |
| 5TB-20-12SP | R1.1/4"X11 | G3/4"X14 | 26.5 | 39 | 46 |
| 5TB-20-24SP | R1.1/4"X11 | G1.1/2"X11 | 26.5 | 63 | 55 |
| 5TB-20SP | R1.1/4"X11 | G1.1/4"X11 | 26.5 | 61.5 | 50 |
| 5TB-24-16SP | R1.1/2"X11 | G1"X11 | 26.5 | 40.5 | 55 |
| 5TB-24-20SP | R1.1/2"X11 | G1.1/4"X11 | 26.5 | 61 | 55 |
| 5TB-24-32SP | R1.1/2"X11 | G2"X11 | 26.5 | 63.5 | 70 |
| 5TB-24SP | R1.1/2"X11 | G1.1/2"X11 | 26.5 | 63 | 55 |
| 5TB-32-24SP | R2"X11 | G1.1/2"X11 | 30 | 45 | 65 |

英管外螺纹 60°内锥过板接头
BSP MALE 60°SEAT BULKHEAD



6B

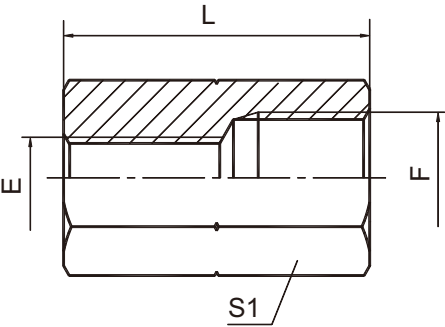


6B-LN

| 代 号 PART NO. | 螺 纹 THREAD | | 尺 寸 DIMENSIONS | | | | |
|-----------------|------------|------------|----------------|----|------|----|----|
| | E | F | A | B | L | S1 | S2 |
| 6B-02 | G1/8"X28 | G1/8"X28 | 10 | 33 | 49 | 14 | 14 |
| 6B-04 | G1/4"X19 | G1/4"X19 | 12 | 35 | 53 | 19 | 19 |
| 6B-06 | G3/8"X19 | G3/8"X19 | 13.5 | 35 | 56.5 | 22 | 22 |
| 6B-08 | G1/2"X14 | G1/2"X14 | 16 | 39 | 65 | 27 | 27 |
| 6B-10 | G5/8"X14 | G5/8"X14 | 17.5 | 40 | 67.5 | 30 | 30 |
| 6B-12 | G3/4"X14 | G3/4"X14 | 18.5 | 42 | 71.5 | 32 | 32 |
| 6B-16 | G1"X11 | G1"X11 | 20.5 | 50 | 84 | 41 | 41 |
| 6B-20 | G1.1/4"X11 | G1.1/4"X11 | 20.5 | 52 | 89.5 | 50 | 50 |
| 6B-24 | G1.1/2"X11 | G1.1/2"X11 | 23 | 55 | 93 | 55 | 55 |
| 6B-32 | G2"X11 | G2"X11 | 25.5 | 55 | 97.5 | 70 | 70 |

C

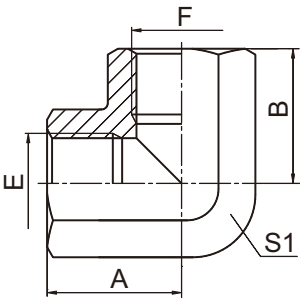
英管内螺纹 ISO 1179
BSP FEMALE ISO 1179



7B

| 代 号 PART NO. | 螺 纹 THREAD | | 尺 寸 DIMENSIONS | |
|-----------------|------------|------------|----------------|----|
| | E | F | L | S1 |
| 7B-02 | G1/8"X28 | G1/8"X28 | 22 | 14 |
| 7B-02-04 | G1/8"X28 | G1/4"X19 | 24 | 19 |
| 7B-04 | G1/4"X19 | G1/4"X19 | 24 | 19 |
| 7B-04-06 | G1/4"X19 | G3/8"X19 | 29 | 22 |
| 7B-06 | G3/8"X19 | G3/8"X19 | 26 | 22 |
| 7B-06-08 | G3/8"X19 | G1/2"X14 | 33 | 27 |
| 7B-08 | G1/2"X14 | G1/2"X14 | 32 | 27 |
| 7B-08-10 | G1/2"X14 | G5/8"X14 | 36 | 30 |
| 7B-10 | G5/8"X14 | G5/8"X14 | 36 | 30 |
| 7B-12 | G3/4"X14 | G3/4"X14 | 36 | 32 |
| 7B-12-16 | G3/4"X14 | G1"X11 | 43 | 41 |
| 7B-16 | G1"X11 | G1"X11 | 40 | 41 |
| 7B-16-20 | G1"X11 | G1.1/4"X11 | 46 | 50 |
| 7B-20 | G1.1/4"X11 | G1.1/4"X11 | 44 | 50 |
| 7B-20-24 | G1.1/4"X11 | G1.1/2"X11 | 48 | 55 |
| 7B-24 | G1.1/2"X11 | G1.1/2"X11 | 45 | 55 |
| 7B-24-32 | G1.1/2"X11 | G2"X11 | 56 | 70 |
| 7B-32 | G2"X11 | G2"X11 | 54 | 70 |

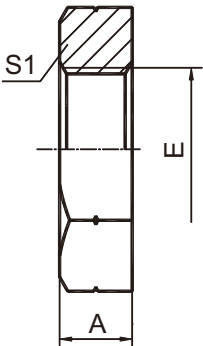
90°英管内螺纹 ISO 1179
90°BSP FEMALE ISO 1179



7B9-PK

| 代号 PART NO. | 螺 纹 THREAD | | 尺 寸 DIMENSIONS | | |
|----------------|------------|------------|----------------|------|----|
| | E | F | A | B | S1 |
| 7B9-02PK | G1/8"X28 | G1/8"X28 | 20 | 20 | 16 |
| 7B9-04PK | G1/4"X19 | G1/4"X19 | 22.5 | 22.5 | 19 |
| 7B9-06PK | G3/8"X19 | G3/8"X19 | 26 | 26 | 24 |
| 7B9-08PK | G1/2"X14 | G1/2"X14 | 31 | 31 | 27 |
| 7B9-12PK | G3/4"X14 | G3/4"X14 | 34 | 34 | 33 |
| 7B9-16PK | G1"X11 | G1"X11 | 42 | 42 | 41 |
| 7B9-20PK | G1.1/4"X11 | G1.1/4"X11 | 48 | 48 | 50 |
| 7B9-24PK | G1.1/2"X11 | G1.1/2"X11 | 53 | 53 | 60 |
| 7B9-32PK | G2"X11 | G2"X11 | 62 | 62 | 70 |

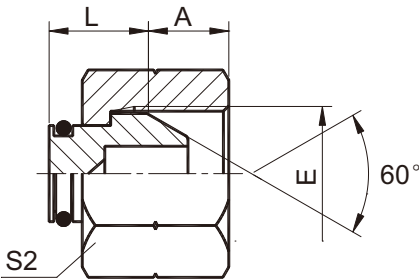
英管螺纹锁母
BSP LOCK NUT



8B

| 代号 PART NO. | 螺 纹 THREAD | 尺 寸 DIMENSIONS | |
|----------------|------------|----------------|----|
| | E | A | S1 |
| 8B-02 | G1/8"X28 | 5.5 | 14 |
| 8B-04 | G1/4"X19 | 6.5 | 19 |
| 8B-06 | G3/8"X19 | 7 | 22 |
| 8B-08 | G1/2"X14 | 9 | 27 |
| 8B-10 | G5/8"X14 | 9 | 30 |
| 8B-12 | G3/4"X14 | 10.5 | 32 |
| 8B-16 | G1"X11 | 10.5 | 41 |
| 8B-20 | G1.1/4"X11 | 10.5 | 50 |
| 8B-24 | G1.1/2"X11 | 10.5 | 55 |
| 8B-32 | G2"X11 | 10.5 | 70 |

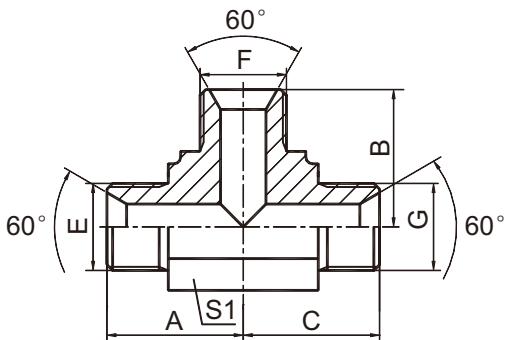
英管内螺纹 60°外锥堵头
BSP FEMALE 60°CONE PLUG



9B

| 代号 PART NO. | 螺 纹 THREAD | 尺 寸 DIMENSIONS | | |
|----------------|------------|----------------|------|----|
| | E | A | L | S2 |
| 9B-02 | G1/8"X28 | 5.5 | 11.5 | 14 |
| 9B-04 | G1/4"X19 | 5.5 | 13.5 | 19 |
| 9B-06 | G3/8"X19 | 6.3 | 14.5 | 22 |
| 9B-08 | G1/2"X14 | 7.5 | 16 | 27 |
| 9B-10 | G5/8"X14 | 9.5 | 16.5 | 30 |
| 9B-12 | G3/4"X14 | 10.9 | 17.5 | 32 |
| 9B-16 | G1"X11 | 11.7 | 19 | 41 |
| 9B-20 | G1.1/4"X11 | 11 | 21.5 | 50 |
| 9B-24 | G1.1/2"X11 | 13 | 22 | 55 |
| 9B-32 | G2"X11 | 16 | 26.5 | 70 |

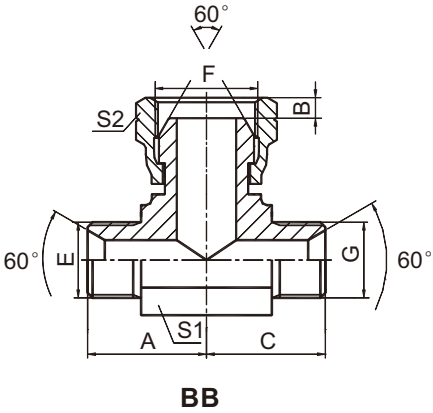
英管外螺纹 60°内锥三通
BSP MALE 60°SEAT TEE



AB

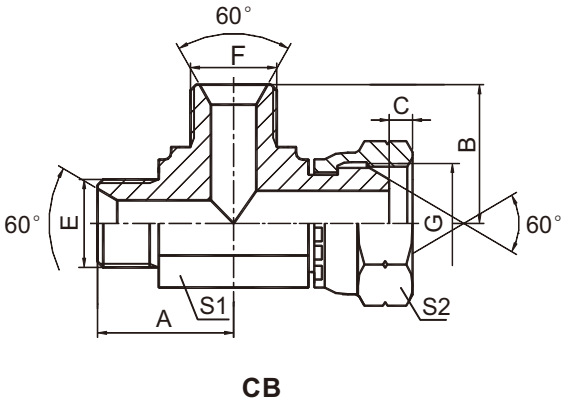
| 代号 PART NO. | 螺 纹 THREAD | | | 尺 寸 DIMENSIONS | | | |
|----------------|------------|------------|------------|----------------|------|------|----|
| | E | F | G | A | B | C | S1 |
| AB-02 | G1/8"X28 | G1/8"X28 | G1/8"X28 | 19.8 | 19.8 | 19.8 | 11 |
| AB-04 | G1/4"X19 | G1/4"X19 | G1/4"X19 | 24.5 | 24.5 | 24.5 | 14 |
| AB-04-06-04 | G1/4"X19 | G3/8"X19 | G1/4"X19 | 26.5 | 27.5 | 26.5 | 16 |
| AB-06-04-06 | G3/8"X19 | G1/4"X19 | G3/8"X19 | 27.5 | 26.5 | 27.5 | 16 |
| AB-06 | G3/8"X19 | G3/8"X19 | G3/8"X19 | 27.5 | 27.5 | 27.5 | 16 |
| AB-06-08-06 | G3/8"X19 | G1/2"X14 | G3/8"X19 | 31 | 34.5 | 31 | 22 |
| AB-08-06-08 | G1/2"X14 | G3/8"X19 | G1/2"X14 | 34.5 | 31 | 34.5 | 22 |
| AB-08 | G1/2"X14 | G1/2"X14 | G1/2"X14 | 34.5 | 34.5 | 34.5 | 22 |
| AB-10 | G5/8"X14 | G5/8"X14 | G5/8"X14 | 35 | 35 | 35 | 22 |
| AB-12 | G3/4"X14 | G3/4"X14 | G3/4"X14 | 40 | 40 | 40 | 27 |
| AB-12-16-12 | G3/4"X14 | G1"X11 | G3/4"X14 | 43.5 | 46 | 43.5 | 33 |
| AB-16-12-16 | G1"X11 | G3/4"X14 | G1"X11 | 46 | 43.5 | 46 | 33 |
| AB-16 | G1"X11 | G1"X11 | G1"X11 | 46 | 46 | 46 | 33 |
| AB-20 | G1.1/4"X11 | G1.1/4"X11 | G1.1/4"X11 | 50.5 | 50.5 | 50.5 | 41 |
| AB-24 | G1.1/2"X11 | G1.1/2"X11 | G1.1/2"X11 | 57.5 | 57.5 | 57.5 | 48 |
| AB-32 | G2"X11 | G2"X11 | G2"X11 | 72.5 | 72.5 | 72.5 | 63 |

英管外螺纹60°内锥 / 英管内螺纹60°外锥 三通
BSP MALE 60°SEAT / BSP FEMALE 60°CONE BRANCH TEE



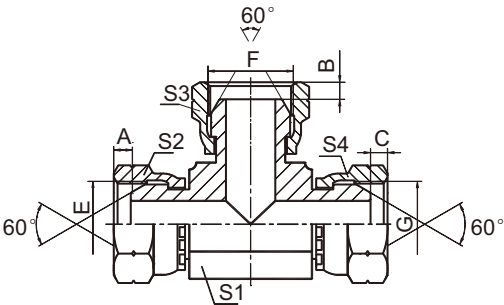
| 代号 PART NO. | 螺纹 THREAD | | | 尺寸 DIMENSIONS | | | | |
|----------------|------------|------------|------------|---------------|------|------|----|----|
| | E | F | G | A | B | C | S1 | S2 |
| BB-02 | G1/8"X28 | G1/8"X28 | G1/8"X28 | 19.8 | 5.5 | 19.8 | 11 | 14 |
| BB-04 | G1/4"X19 | G1/4"X19 | G1/4"X19 | 24.5 | 5.5 | 24.5 | 14 | 19 |
| BB-06 | G3/8"X19 | G3/8"X19 | G3/8"X19 | 27.5 | 6.3 | 27.5 | 16 | 22 |
| BB-08 | G1/2"X14 | G1/2"X14 | G1/2"X14 | 34.5 | 7.5 | 34.5 | 22 | 27 |
| BB-12 | G3/4"X14 | G3/4"X14 | G3/4"X14 | 40 | 10.9 | 40 | 27 | 32 |
| BB-16 | G1"X11 | G1"X11 | G1"X11 | 46 | 11.7 | 46 | 33 | 41 |
| BB-20 | G1.1/4"X11 | G1.1/4"X11 | G1.1/4"X11 | 50.5 | 11 | 50.5 | 41 | 50 |
| BB-24 | G1.1/2"X11 | G1.1/2"X11 | G1.1/2"X11 | 57.5 | 13 | 57.5 | 48 | 55 |
| BB-32 | G2"X11 | G2"X11 | G2"X11 | 72.5 | 16 | 72.5 | 63 | 70 |

英管外螺纹 60°内锥 / 英管内螺纹 60°外锥 三通
BSP MALE 60°SEAT / BSP FEMALE 60°CONE RUN TEE



| 代号 PART NO. | 螺纹 THREAD | | | 尺寸 DIMENSIONS | | | | |
|----------------|------------|------------|------------|---------------|------|------|----|----|
| | E | F | G | A | B | C | S1 | S2 |
| CB-02 | G1/8"X28 | G1/8"X28 | G1/8"X28 | 19.8 | 19.8 | 5.5 | 11 | 14 |
| CB-04 | G1/4"X19 | G1/4"X19 | G1/4"X19 | 25 | 25 | 5.5 | 14 | 19 |
| CB-06 | G3/8"X19 | G3/8"X19 | G3/8"X19 | 27.5 | 27.5 | 6.3 | 16 | 22 |
| CB-08 | G1/2"X14 | G1/2"X14 | G1/2"X14 | 34.5 | 34.5 | 7.5 | 22 | 27 |
| CB-10 | G5/8"X14 | G5/8"X14 | G5/8"X14 | 34.5 | 34.5 | 9.5 | 22 | 30 |
| CB-12 | G3/4"X14 | G3/4"X14 | G3/4"X14 | 40 | 40 | 10.9 | 27 | 32 |
| CB-16 | G1"X11 | G1"X11 | G1"X11 | 46 | 46 | 11.7 | 33 | 41 |
| CB-20 | G1.1/4"X11 | G1.1/4"X11 | G1.1/4"X11 | 50.5 | 50.5 | 11 | 41 | 50 |
| CB-24 | G1.1/2"X11 | G1.1/2"X11 | G1.1/2"X11 | 57.5 | 57.5 | 13 | 48 | 55 |
| CB-32 | G2"X11 | G2"X11 | G2"X11 | 72.5 | 72.5 | 16 | 63 | 70 |

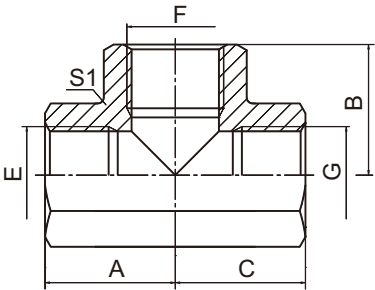
英管内螺纹 60°外锥 三通
BSP FEMALE 60°CONE TEE



DB

| 代号 PART NO. | 螺 纹 THREAD | | | 尺 寸 DIMENSIONS | | |
|----------------|------------|------------|------------|----------------|----|--------------|
| | E | F | G | A , B , C | S1 | S2 , S3 , S4 |
| DB-02 | G1/8"X28 | G1/8"X28 | G1/8"X28 | 5.5 | 11 | 14 |
| DB-04 | G1/4"X19 | G1/4"X19 | G1/4"X19 | 5.5 | 11 | 19 |
| DB-06 | G3/8"X19 | G3/8"X19 | G3/8"X19 | 6.3 | 14 | 22 |
| DB-08 | G1/2"X14 | G1/2"X14 | G1/2"X14 | 7.5 | 19 | 27 |
| DB-10 | G5/8"X14 | G5/8"X14 | G5/8"X14 | 9.5 | 22 | 30 |
| DB-12 | G3/4"X14 | G3/4"X14 | G3/4"X14 | 10.9 | 24 | 32 |
| DB-16 | G1"X11 | G1"X11 | G1"X11 | 11.7 | 30 | 41 |
| DB-20 | G1.1/4"X11 | G1.1/4"X11 | G1.1/4"X11 | 11 | 36 | 50 |
| DB-24 | G1.1/2"X11 | G1.1/2"X11 | G1.1/2"X11 | 13 | 48 | 55 |
| DB-32 | G2"X11 | G2"X11 | G2"X11 | 16 | 55 | 70 |

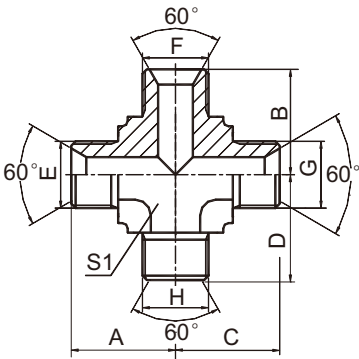
英管内螺纹
BSP FEMALE



GB-PK

| 代号 PART NO. | 螺 纹 THREAD | | | 尺 寸 DIMENSIONS | | | |
|----------------|------------|------------|------------|----------------|------|------|----|
| | E | F | G | A | B | C | S1 |
| GB-02PK | G1/8"X28 | G1/8"X28 | G1/8"X28 | 20 | 20 | 20 | 16 |
| GB-04PK | G1/4"X19 | G1/4"X19 | G1/4"X19 | 22.5 | 22.5 | 22.5 | 19 |
| GB-06PK | G3/8"X19 | G3/8"X19 | G3/8"X19 | 26 | 26 | 26 | 24 |
| GB-08PK | G1/2"X14 | G1/2"X14 | G1/2"X14 | 31 | 31 | 31 | 27 |
| GB-12PK | G3/4"X14 | G3/4"X14 | G3/4"X14 | 34 | 34 | 34 | 33 |
| GB-16PK | G1"X11 | G1"X11 | G1"X11 | 42 | 42 | 42 | 41 |
| GB-20PK | G1.1/4"X11 | G1.1/4"X11 | G1.1/4"X11 | 48 | 48 | 48 | 50 |
| GB-24PK | G1.1/2"X11 | G1.1/2"X11 | G1.1/2"X11 | 53 | 53 | 53 | 60 |
| GB-32PK | G2"X11 | G2"X11 | G2"X11 | 62 | 62 | 62 | 70 |

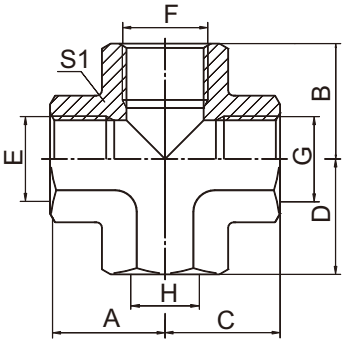
英管外螺纹 60°内锥
BSP MALE 60°SEAT



XB

| 代 号 PART NO. | 螺 纹 THREAD | 尺 寸 DIMENSIONS | |
|-----------------|------------|----------------|----|
| | E,F,G,H | A,B,C,D | S1 |
| XB-04 | G1/4"X19 | 24.5 | 14 |
| XB-06 | G3/8"X19 | 27.5 | 16 |
| XB-08 | G1/2"X14 | 34.5 | 22 |
| XB-10 | G5/8"X14 | 35 | 22 |
| XB-12 | G3/4"X14 | 40 | 27 |
| XB-16 | G1"X11 | 46 | 33 |
| XB-20 | G1.1/4"X11 | 50.5 | 41 |
| XB-24 | G1.1/2"X11 | 57.5 | 48 |

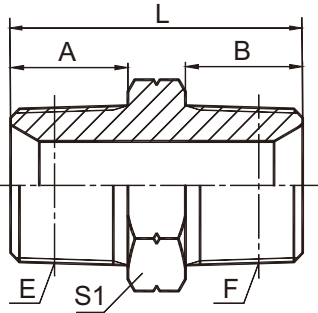
英管内螺纹
BSP FEMALE



ZB

| 代 号 PART NO. | 螺 纹 THREAD | 尺 寸 DIMENSIONS | |
|-----------------|------------|----------------|----|
| | E, F, G,H | A,B,C,D | S1 |
| ZB-02 | G1/8"X28 | 20 | 16 |
| ZB-04 | G1/4"X19 | 22.5 | 19 |
| ZB-06 | G3/8"X19 | 26 | 24 |
| ZB-08 | G1/2"X14 | 32 | 30 |
| ZB-12 | G3/4"X14 | 34 | 33 |
| ZB-16 | G1"X11 | 42 | 41 |
| ZB-20 | G1.1/4"X11 | 48 | 50 |
| ZB-24 | G1.1/2"X11 | 53 | 60 |
| ZB-32 | G2"X11 | 62 | 70 |

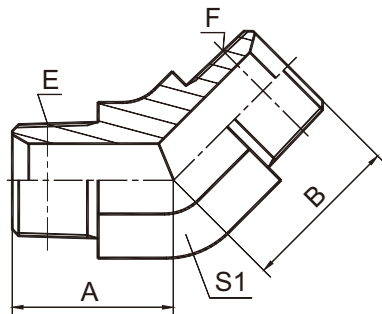
英锥管外螺纹
BSPT MALE



1T-SP

| 代 号 PART NO. | 螺 纹 THREAD | | 尺 寸 DIMENSIONS | | | |
|-----------------|------------|------------|----------------|------|------|----|
| | E | F | A | B | L | S1 |
| 1T-02SP | R1/8"X28 | R1/8"X28 | 10 | 10 | 26 | 12 |
| 1T-02-04SP | R1/8"X28 | R1/4"X19 | 10 | 14.5 | 30.5 | 14 |
| 1T-02-06SP | R1/8"X28 | R3/8"X19 | 10 | 15 | 31 | 17 |
| 1T-04SP | R1/4"X19 | R1/4"X19 | 14.5 | 14.5 | 34 | 14 |
| 1T-04-06SP | R1/4"X19 | R3/8"X19 | 14.5 | 15 | 35 | 17 |
| 1T-04-08SP | R1/4"X19 | R1/2"X14 | 15 | 20 | 43 | 22 |
| 1T-06SP | R3/8"X19 | R3/8"X19 | 15 | 15 | 36 | 17 |
| 1T-06-08SP | R3/8"X19 | R1/2"X14 | 15 | 20 | 43 | 22 |
| 1T-08SP | R1/2"X14 | R1/2"X14 | 20 | 20 | 46 | 22 |
| 1T-08-12SP | R1/2"X14 | R3/4"X14 | 20 | 20 | 48 | 27 |
| 1T-12SP | R3/4"X14 | R3/4"X14 | 20 | 20 | 48 | 27 |
| 1T-12-16SP | R3/4"X14 | R1"X11 | 20 | 25.5 | 55.5 | 36 |
| 1T-16SP | R1"X11 | R1"X11 | 25.5 | 25.5 | 61 | 36 |
| 1T-16-20SP | R1"X11 | R1.1/4"X11 | 25.5 | 26.5 | 64.5 | 46 |
| 1T-20SP | R1.1/4"X11 | R1.1/4"X11 | 26.5 | 26.5 | 65.5 | 46 |
| 1T-20-24SP | R1.1/4"X11 | R1.1/2"X11 | 26.5 | 26.5 | 67 | 50 |
| 1T-24SP | R1.1/2"X11 | R1.1/2"X11 | 26.5 | 26.5 | 67 | 50 |
| 1T-24-32SP | R1.1/2"X11 | R2"X11 | 26.5 | 30 | 71.5 | 65 |
| 1T-32SP | R2"X11 | R2"X11 | 30 | 30 | 75 | 65 |

45°英锥管外螺纹
45°BSPT MALE

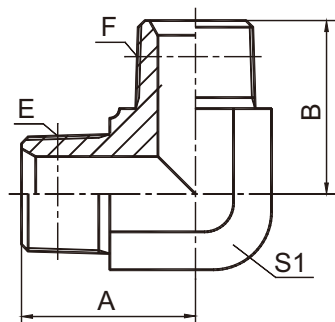


1T4-SP

| 代号 PART NO. | 螺 纹 THREAD | | 尺 寸 DIMENSIONS | | |
|----------------|------------|------------|----------------|------|----|
| | E | F | A | B | S1 |
| 1T4-02SP | R1/8"X28 | R1/8"X28 | 17 | 17 | 11 |
| 1T4-04SP | R1/4"X19 | R1/4"X19 | 21 | 21 | 14 |
| 1T4-04-06SP | R1/4"X19 | R3/8"X19 | 21 | 23 | 16 |
| 1T4-06SP | R3/8"X19 | R3/8"X19 | 23 | 23 | 16 |
| 1T4-06-08SP | R3/8"X19 | R1/2"X14 | 25 | 29.5 | 22 |
| 1T4-08SP | R1/2"X14 | R1/2"X14 | 29.5 | 29.5 | 22 |
| 1T4-08-12SP | R1/2"X14 | R3/4"X14 | 30 | 30.5 | 27 |
| 1T4-12SP | R3/4"X14 | R3/4"X14 | 30.5 | 30.5 | 27 |
| 1T4-12-16SP | R3/4"X14 | R1"X11 | 32.5 | 38 | 33 |
| 1T4-16SP | R1"X11 | R1"X11 | 38 | 38 | 33 |
| 1T4-16-20SP | R1"X11 | R1.1/4"X11 | 42 | 43 | 41 |
| 1T4-20SP | R1.1/4"X11 | R1.1/4"X11 | 43 | 43 | 41 |
| 1T4-24SP | R1.1/2"X11 | R1.1/2"X11 | 47.5 | 47.5 | 48 |
| 1T4-32SP | R2"X11 | R2"X11 | 53 | 53 | 63 |

C

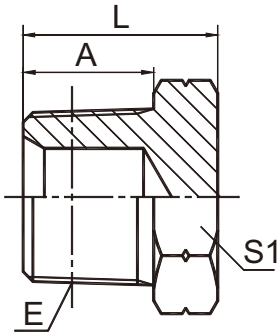
90°弯英锥管外螺纹
90°ELBOW BSPT MALE



1T9-SP

| 代 号 PART NO. | 螺 纹 THREAD | | 尺 寸 DIMENSIONS | | |
|-----------------|------------|------------|----------------|------|----|
| | E | F | A | B | S1 |
| 1T9-02SP | R1/8"X28 | R1/8"X28 | 21 | 21 | 11 |
| 1T9-02-04SP | R1/8"X28 | R1/4"X19 | 23.5 | 25.5 | 14 |
| 1T9-04SP | R1/4"X19 | R1/4"X19 | 25.5 | 25.5 | 14 |
| 1T9-04-06SP | R1/4"X19 | R3/8"X19 | 26.5 | 28.5 | 16 |
| 1T9-04-08SP | R1/4"X19 | R1/2"X14 | 30.5 | 36 | 22 |
| 1T9-06SP | R3/8"X19 | R3/8"X19 | 28.5 | 28.5 | 16 |
| 1T9-06-08SP | R3/8"X19 | R1/2"X14 | 32.5 | 36 | 22 |
| 1T9-08SP | R1/2"X14 | R1/2"X14 | 36 | 36 | 22 |
| 1T9-08-12SP | R1/2"X14 | R3/4"X14 | 39.5 | 43.5 | 27 |
| 1T9-12SP | R3/4"X14 | R3/4"X14 | 43.5 | 43.5 | 27 |
| 1T9-12-16SP | R3/4"X14 | R1"X11 | 48 | 50 | 33 |
| 1T9-16SP | R1"X11 | R1"X11 | 50 | 50 | 33 |
| 1T9-16-20SP | R1"X11 | R1.1/4"X11 | 56.5 | 57.5 | 41 |
| 1T9-20SP | R1.1/4"X11 | R1.1/4"X11 | 57.5 | 57.5 | 41 |
| 1T9-24SP | R1.1/2"X11 | R1.1/2"X11 | 62.5 | 62.5 | 48 |
| 1T9-32SP | R2"X11 | R2"X11 | 68 | 75 | 63 |

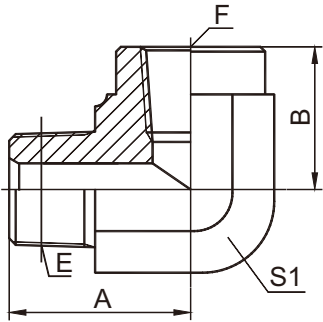
英锥管外螺纹堵头
BSPT MALE PLUG



4T-SP

| 代 号 PART NO. | 螺 纹 THREAD | 尺 寸 DIMENSIONS | | | |
|-----------------|------------|----------------|------|----|--|
| | E | A | L | S1 | |
| 4T-02SP | R1/8"X28 | 10 | 16 | 12 | |
| 4T-04SP | R1/4"X19 | 14.5 | 20 | 14 | |
| 4T-06SP | R3/8"X19 | 15 | 21 | 17 | |
| 4T-08SP | R1/2"X14 | 20 | 27 | 22 | |
| 4T-12SP | R3/4"X14 | 20 | 29 | 27 | |
| 4T-16SP | R1"X11 | 25.5 | 36.5 | 36 | |
| 4T-20SP | R1.1/4"X11 | 26.5 | 38.5 | 46 | |
| 4T-24SP | R1.1/2"X11 | 26.5 | 42 | 50 | |
| 4T-32SP | R2"X11 | 30 | 47 | 65 | |

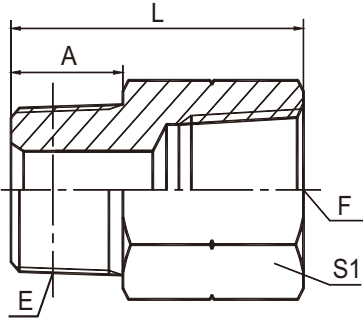
90°弯英锥管外螺纹 / 英锥管内螺纹
90°ELBOW BSPT MALE / BSPT FEMALE



5T9-SP

| 代 号 PART NO. | 螺 纹 THREAD | | 尺 寸 DIMENSIONS | | | |
|-----------------|------------|-------------|----------------|------|----|--|
| | E | F | A | B | S1 | |
| 5T9-02SP | R1/8"X28 | Rc1/8"X28 | 24.5 | 23 | 16 | |
| 5T9-04SP | R1/4"X19 | Rc1/4"X19 | 28.5 | 25 | 19 | |
| 5T9-06SP | R3/8"X19 | Rc3/8"X19 | 33.5 | 25 | 24 | |
| 5T9-08SP | R1/2"X14 | Rc1/2"X14 | 40.8 | 31.5 | 30 | |
| 5T9-12SP | R3/4"X14 | Rc3/4"X14 | 47.5 | 37 | 33 | |
| 5T9-16SP | R1"X11 | Rc1"X11 | 56.5 | 43 | 41 | |
| 5T9-20SP | R1.1/4"X11 | Rc1.1/4"X11 | 61 | 50 | 48 | |
| 5T9-24SP | R1.1/2"X11 | Rc1.1/2"X11 | 75 | 55 | 63 | |

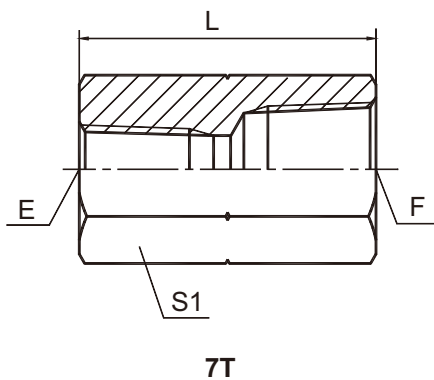
英锥管外螺纹 / 英锥管内螺纹
BSPT MALE / BSPT FEMALE



5T-SP

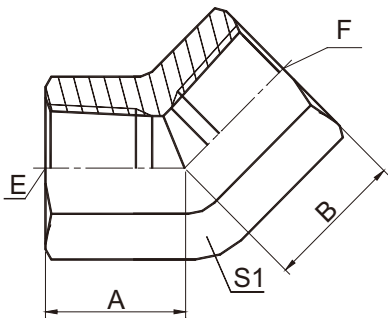
| 代号 PART NO. | 螺纹 THREAD | | 尺寸 DIMENSIONS | | |
|----------------|------------|-------------|---------------|------|----|
| | E | F | A | L | S1 |
| 5T-02-04SP | R1/8"X28 | Rc1/4"X19 | 11 | 32.5 | 19 |
| 5T-04-02SP | R1/4"X19 | Rc1/8"X28 | 14.5 | 20.5 | 14 |
| 5T-04SP | R1/4"X19 | Rc1/4"X19 | 14.5 | 36 | 19 |
| 5T-04-06SP | R1/4"X19 | Rc3/8"X19 | 14.5 | 38 | 22 |
| 5T-06-02SP | R3/8"X19 | Rc1/8"X28 | 15 | 23 | 19 |
| 5T-06-04SP | R3/8"X19 | Rc1/4"X19 | 15 | 23 | 19 |
| 5T-06SP | R3/8"X19 | Rc3/8"X19 | 15 | 38.5 | 22 |
| 5T-06-08SP | R3/8"X19 | Rc1/2"X14 | 15 | 44 | 27 |
| 5T-08-04SP | R1/2"X14 | Rc1/4"X19 | 20 | 30 | 24 |
| 5T-08-06SP | R1/2"X14 | Rc3/8"X19 | 20 | 30 | 24 |
| 5T-08SP | R1/2"X14 | Rc1/2"X14 | 20 | 49 | 27 |
| 5T-08-12SP | R1/2"X14 | Rc3/4"X14 | 20 | 51 | 36 |
| 5T-12-06SP | R3/4"X14 | Rc3/8"X19 | 20 | 31 | 30 |
| 5T-12-08SP | R3/4"X14 | Rc1/2"X14 | 20 | 31 | 30 |
| 5T-12SP | R3/4"X14 | Rc3/4"X14 | 20 | 51 | 36 |
| 5T-12-16SP | R3/4"X14 | Rc1"X11 | 20 | 56.5 | 41 |
| 5T-16-08SP | R1"X11 | Rc1/2"X14 | 25.5 | 37 | 36 |
| 5T-16-12SP | R1"X11 | Rc3/4"X14 | 25.5 | 37 | 36 |
| 5T-16SP | R1"X11 | Rc1"X11 | 25.5 | 60 | 41 |
| 5T-16-20SP | R1"X11 | Rc1.1/4"X11 | 25.5 | 64 | 50 |
| 5T-20-12SP | R1.1/4"X11 | Rc3/4"X14 | 26.5 | 38 | 46 |
| 5T-20-16SP | R1.1/4"X11 | Rc1"X11 | 26.5 | 38 | 46 |
| 5T-20SP | R1.1/4"X11 | Rc1.1/4"X11 | 26.5 | 64.5 | 50 |
| 5T-24-16SP | R1.1/2"X11 | Rc1"X11 | 26.5 | 41 | 50 |
| 5T-24-20SP | R1.1/2"X11 | Rc1.1/4"X11 | 26.5 | 41 | 50 |
| 5T-32-20SP | R2"X11 | Rc1.1/4"X11 | 30 | 45 | 65 |
| 5T-32-24SP | R2"X11 | Rc1.1/2"X11 | 30 | 45 | 65 |

英锥管内螺纹
BSPT FEMALE



| 代 号 PART NO. | 螺 纹 THREAD | | 尺 寸 DIMENSIONS | |
|-----------------|-------------|-------------|----------------|----|
| | E | F | L | S1 |
| 7T-02 | Rc1/8"X28 | Rc1/8"X28 | 20 | 14 |
| 7T-02-04 | Rc1/8"X28 | Rc1/4"X19 | 30 | 19 |
| 7T-04 | Rc1/4"X19 | Rc1/4"X19 | 30 | 19 |
| 7T-04-06 | Rc1/4"X19 | Rc3/8"X19 | 30 | 22 |
| 7T-04-08 | Rc1/4"X19 | Rc1/2"X14 | 40 | 27 |
| 7T-06 | Rc3/8"X19 | Rc3/8"X19 | 30 | 22 |
| 7T-06-08 | Rc3/8"X19 | Rc1/2"X14 | 40 | 27 |
| 7T-06-12 | Rc3/8"X19 | Rc3/4"X14 | 37 | 36 |
| 7T-08 | Rc1/2"X14 | Rc1/2"X14 | 40 | 27 |
| 7T-08-12 | Rc1/2"X14 | Rc3/4"X14 | 42 | 36 |
| 7T-12 | Rc3/4"X14 | Rc3/4"X14 | 42 | 36 |
| 7T-12-16 | Rc3/4"X14 | Rc1"X11 | 50 | 41 |
| 7T-16 | Rc1"X11 | Rc1"X11 | 50 | 41 |
| 7T-16-20 | Rc1"X11 | Rc1.1/4"X11 | 52 | 50 |
| 7T-20 | Rc1.1/4"X11 | Rc1.1/4"X11 | 55 | 50 |
| 7T-24 | Rc1.1/2"X11 | Rc1.1/2"X11 | 55 | 55 |
| 7T-32 | Rc2"X11 | Rc2"X11 | 65 | 70 |

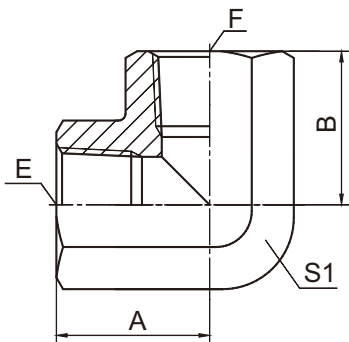
45°英锥管内螺纹
45° BSPT FEMALE



7T4-PK

| 代号 PART NO. | 螺 纹 THREAD | | 尺 寸 DIMENSIONS | | |
|----------------|------------|----------|----------------|------|----|
| | E | F | A | B | S1 |
| 7T4-04PK | R1/4"X19 | R1/4"X19 | 20 | 20 | 19 |
| 7T4-06PK | R3/8"X19 | R3/8"X19 | 22 | 22 | 24 |
| 7T4-08PK | R1/2"X14 | R1/2"X14 | 27.5 | 27.5 | 27 |
| 7T4-12PK | R3/4"X14 | R3/4"X14 | 31.5 | 31.5 | 33 |
| 7T4-16PK | R1"X11 | R1"X11 | 35 | 35 | 41 |

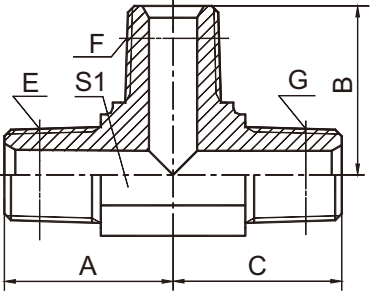
90°弯英锥管内螺纹
90°ELBOW BSPT FEMALE



7T9-PK

| 代号 PART NO. | 螺 纹 THREAD | | 尺 寸 DIMENSIONS | | |
|----------------|-------------|-------------|----------------|------|----|
| | E | F | A | B | S1 |
| 7T9-02PK | Rc1/8"X28 | Rc1/8"X28 | 20 | 20 | 16 |
| 7T9-02-04PK | Rc1/8"X28 | Rc1/4"X19 | 20 | 22.5 | 19 |
| 7T9-04PK | Rc1/4"X19 | Rc1/4"X19 | 22.5 | 22.5 | 19 |
| 7T9-06PK | Rc3/8"X19 | Rc3/8"X19 | 26 | 26 | 24 |
| 7T9-08PK | Rc1/2"X14 | Rc1/2"X14 | 31 | 31 | 27 |
| 7T9-12PK | Rc3/4"X14 | Rc3/4"X14 | 34 | 34 | 33 |
| 7T9-16PK | Rc1"X11 | Rc1"X11 | 42 | 42 | 41 |
| 7T9-20PK | Rc1.1/4"X11 | Rc1.1/4"X11 | 48 | 48 | 50 |
| 7T9-24PK | Rc1.1/2"X11 | Rc1.1/2"X11 | 53 | 53 | 60 |
| 7T9-32PK | Rc2"X11 | Rc2"X11 | 62 | 62 | 70 |

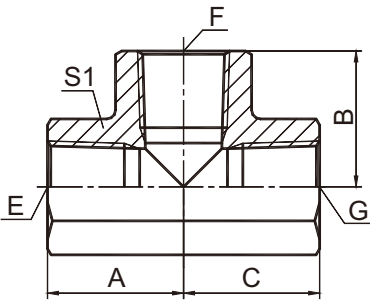
英锥管外螺纹
BSPT MALE



AT-SP

| 代号 PART NO. | 螺 纹 THREAD | | | 尺 寸 DIMENSIONS | | | |
|----------------|------------|------------|------------|----------------|------|------|----|
| | E | F | G | A | B | C | S1 |
| AT-02SP | R1/8"X28 | R1/8"X28 | R1/8"X28 | 21 | 21 | 21 | 11 |
| AT-04SP | R1/4"X19 | R1/4"X19 | R1/4"X19 | 25.5 | 25.5 | 25.5 | 14 |
| AT-06SP | R3/8"X19 | R3/8"X19 | R3/8"X19 | 28.5 | 28.5 | 28.5 | 16 |
| AT-08SP | R1/2"X14 | R1/2"X14 | R1/2"X14 | 36 | 36 | 36 | 22 |
| AT-12SP | R3/4"X14 | R3/4"X14 | R3/4"X14 | 43.5 | 43.5 | 43.5 | 27 |
| AT-16SP | R1"X11 | R1"X11 | R1"X11 | 50 | 50 | 50 | 33 |
| AT-20SP | R1.1/4"X11 | R1.1/4"X11 | R1.1/4"X11 | 57.5 | 57.5 | 57.5 | 41 |
| AT-24SP | R1.1/2"X11 | R1.1/2"X11 | R1.1/2"X11 | 62.5 | 62.5 | 62.5 | 48 |
| AT-32SP | R2"X11 | R2"X11 | R2"X11 | 75 | 75 | 75 | 63 |

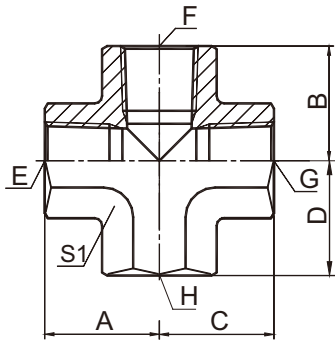
英锥管内螺纹 三通
BSPT FEMALE TEE



GT-PK

| 代号 PART NO. | 螺 纹 THREAD | | | 尺 寸 DIMENSIONS | | | |
|----------------|-------------|-------------|-------------|----------------|------|------|----|
| | E | F | G | A | B | C | S1 |
| GT-02PK | Rc1/8"X28 | Rc1/8"X28 | Rc1/8"X28 | 20 | 20 | 20 | 16 |
| GT-04PK | Rc1/4"X19 | Rc1/4"X19 | Rc1/4"X19 | 22.5 | 22.5 | 22.5 | 19 |
| GT-06PK | Rc3/8"X19 | Rc3/8"X19 | Rc3/8"X19 | 26 | 26 | 26 | 24 |
| GT-08PK | Rc1/2"X14 | Rc1/2"X14 | Rc1/2"X14 | 31 | 31 | 31 | 27 |
| GT-12PK | Rc3/4"X14 | Rc3/4"X14 | Rc3/4"X14 | 34 | 34 | 34 | 33 |
| GT-16PK | Rc1"X11 | Rc1"X11 | Rc1"X11 | 42 | 42 | 42 | 41 |
| GT-20PK | Rc1.1/4"X11 | Rc1.1/4"X11 | Rc1.1/4"X11 | 48 | 48 | 48 | 50 |
| GT-24PK | Rc1.1/2"X11 | Rc1.1/2"X11 | Rc1.1/2"X11 | 53 | 53 | 53 | 60 |
| GT-32K | Rc2"X11 | Rc2"X11 | Rc2"X11 | 62 | 62 | 62 | 70 |

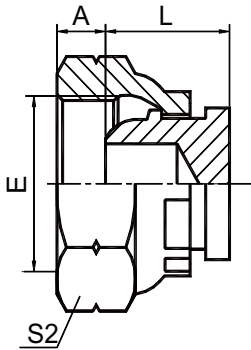
英锥管内螺纹 四通
BSPT FEMALE CROSS



ZT

| 代 号 PART NO. | 螺 纹 THREAD | 尺 寸 DIMENSIONS | |
|-----------------|-------------|----------------|----|
| | E,F,G,H | A,B,C,D | S1 |
| ZT-02 | Rc1/8"X28 | 20 | 16 |
| ZT-04 | Rc1/4"X19 | 22.5 | 19 |
| ZT-06 | Rc3/8"X19 | 26 | 24 |
| ZT-08 | Rc1/2"X14 | 31 | 27 |
| ZT-12 | Rc3/4"X14 | 34 | 33 |
| ZT-16 | Rc1"X11 | 42 | 41 |
| ZT-20 | Rc1.1/4"X11 | 48 | 50 |

英管内螺纹球面堵头
BSP FEMALE MULTISEAL PLUG



9A

| 代 号 PART NO. | 螺 纹 THREAD | 尺 寸 DIMENSIONS | | |
|-----------------|------------|----------------|------|----|
| | E | A | L | S2 |
| 9A-02 | G1/8"X28 | 2 | 14.5 | 14 |
| 9A-04 | G1/4"X19 | 4 | 15 | 19 |
| 9A-06 | G3/8"X19 | 5 | 16 | 22 |
| 9A-08 | G1/2"X14 | 6 | 18 | 27 |
| 9A-10 | G5/8"X14 | 8 | 19 | 30 |
| 9A-12 | G3/4"X14 | 9 | 20 | 32 |
| 9A-16 | G1"X11 | 10.5 | 21 | 41 |
| 9A-20 | G1.1/4"X11 | 10 | 23.5 | 50 |
| 9A-24 | G1.1/2"X11 | 11 | 25 | 55 |
| 9A-32 | G2"X11 | 15 | 27 | 70 |