



鑫都液压
XINDU HYDRAULIC

XINDU

Adapters

过渡接头产品手册



Manufacturing Excellent To Earn Future

宁波鑫都液压机械有限公司
NINGBO XINDU HYDRAULIC MACHINERY CO.,LTD.

C 公司簡介 Company profile

寧波鑫都液壓機械有限公司是一家專業生產過渡接頭、軟管接頭等的液壓管件製造商，公司創建於2017年，地處長三角滬、杭、甬都市圈的交通樞紐中心—慈溪市勝山鎮工業開發區，北倚杭州灣跨海大橋，與上海緊密相連，東距深水良港—寧波北侖港僅50公里，地理位置優越，交通便利。

公司占地面積18000平方米，先進的設備與強大的技術團隊。產品廣泛用於工程機械、汽車製造、工業管道、船舶、能源、國防、自動化等領域，並遠銷歐美。

鑫都秉承“開拓創新、追求卓越”的理念，堅持“品質是企業的生命”的原則，向客戶提供最優良的品質、最有競爭力的價格、最一流的售後服務。

Ningbo Xindu Hydraulic Machinery Co.,Ltd. is a professional manufactory, which engaged in produce hydraulic fitting: hose connector, pipe fitting and ferrule. It was founded in 2017, located in Shengshan Industrial Development Zone Cixi city, where is the transportation hub of Shanghai, Hangzhou and Ningbo in Yangtze River Delta, leans on the Hangzhou Bay Sea-Crossing Bridge to North, close to Shainghai, only 50 kms away from Ningbo Beilun Harbor on East. Company has convenient transportation in advantageous geographical position.

Company covers an area of 18000 square meters, more than 200 employees. Company owns advanced equipment and a strong R & D team. Our products are widely used in fields of Construction machinery, Automobile manufacturing, Industrial pipe, Marine, Energy, Defence and Automation. Products are exported to Europe, the United States and all over the world.

XINDU adhered to the "pioneering and innovative, the pursuit of excellence" philosophy, the principle of "quality is the life", to provide customers with the best quality, the most competitive prices, the first-class after-sales service.

XINDU 鑫都液压

产品广泛用于工程机械、汽车制造、工业管道、船舶、能源、国防、自动化等领域
Products are widely used in construction machinery, automotive manufacturing, industrial pipelines, ships, energy, national defense, automation and other fields.





鑫都液压
XINDU HYDRAULIC



精良制造 赢创未来

Manufacturing Excellent To Earn Future

PRODUCT CONTENT

目录

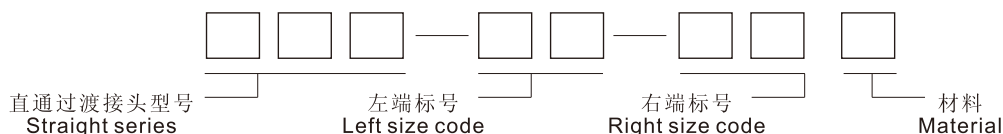
坚持质量第一的原则，提供优质满意的服务
一流的质量来源于一流的管理

一切
为了品质

过渡接头代号说明 How To Order Adaptor	01-02
过渡接头选型目录 How To Order Adaptor	03-06
DIN卡套接头 DIN Adaptor	A1-A53
美制过渡接头 America Adaptor	B1-B97
英制过渡接头 British Adaptor	C1-C73
公制过渡接头 Metric Adaptor	D1-D47
法兰接头 Flange Coupling(Flange Joint)	E1-E21
附加资料 Information	F1-F30
型号索引 Index	G1-G2

过渡接头代号说明 How To Order Adapter

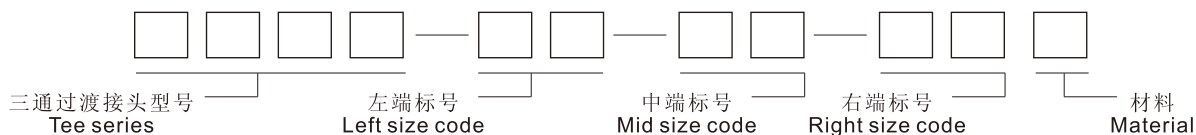
1.直通过渡接头代号Straight part no.



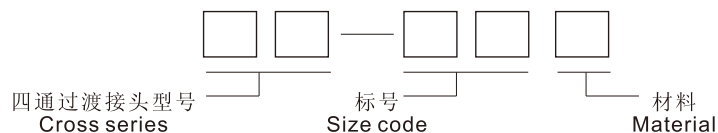
2.角弯过渡接头代号：在直通过渡接头型号后加“4”表示45°弯曲过渡接头，在直通过渡接头型号后加“9”表示90°弯曲过渡接头。如1BG9-04OG,1JT4-08-06SP等。

Elbow part NO.:Add suffix “4”for 45° elbow and suffix “9” for 90° elbow to the straight part numbe e.g, 1BG9-04OG and 1JT4-08-06SP.

3.三通过渡接头代号Tee part NO.



4.四通过渡接头代号Cross part NO.



对四通过渡接头一般四端都相同，因此只注一个标号。如四端不同，则第一组表示左端，第二组表示上端，第三组表示右端，第四组表示下端。

In general for cross fitting, the four ends thread is the same. If different, the first group means left, the second group means up, the third group means right and the fourth group means down.

5.当材料代号为碳钢时，则不标注材料代号，其他材料的代号如下表示。

材料 MATERIAL	碳钢 CARBON STEEL	铜 BRASS	不锈钢 STAINLESS STEEL
代号 Code	-----	BR	SS

6.标号根据螺纹或尺寸大小来规定，具体按下表所示。Size code table:

英管螺纹 BSP THREAD	G1/8" X28	G1/4" X19	---	G3/8" X19	G1/2" X14	G5/8" X14	G3/4" X14	G1" X11	G1.1/4" X11	G1.1/2" X11	G2" X11
英锥管螺纹 BSPT THREAD	R1/8" X28	R1/4" X19	---	R3/8" X19	R1/2" X14	---	R3/4" X14	R1" X11	R1.1/4" X11	R1.1/2" X11	R2" X11
布锥管螺纹 NPT THREAD	Z1/8" X27	Z1/4" X18	---	Z3/8" X18	Z1/2" X14	---	G3/4" X14	Z1" X11.5	Z1.1/4" X11.5	Z1.1/2" X11.5	Z2" X11.5
美制JIC螺纹 JIC THREAD	---	7/16" X20	1/2" X20	9/16" X18	3/4" X16	7/8" X14	1.1/16" X12	1.5/16" X12	1.5/8" X12	1.7/8" X12	2.1/2" X12
美制ORFS螺纹 ORFS THREAD	---	9/16" X18	---	11/16" X16	13/16" X16	1" X14	1.3/16" X12	1.7/16" X12	1.11/16" X12	2" X12	---
美制SAE螺纹 SAE THREAD	---	---	---	5/8" X18	---	---	1.1/16" X14	---	---	---	---
法兰 FLANGE SIZE	---	---	---	---	1/2"	5/8"	3/4"	1"	1.1/4"	1.1/2"	2"
标号 SIZE CODE	02	04	05	06	08	10	12	16	20	24	32
注：公制螺纹标号与螺纹外径一致。Note:The dash of metric thread accords with the O.D. Of thread											

标注示例：

1BG直通过渡接头系列，左端接头螺纹为G1/2"X14,右端接头螺纹为G3/4"X14,用碳钢作的接头，代号为1BG-08-12,如用不锈钢制作，代号为1BG-08-12SS。

AJJN三通过渡接头系列，左端接头螺纹为9/16"X18,右端接头螺纹为Z1/2"X14,用碳钢制作的接头，代号为AJJN-06-06-08。

Example:

If 1BG left end thread is G1/2"X14, and right end thread is G3/4"X14, the fitting number is 1BG-08-12. If made of stainless steel, the fitting number is 1BG-08-12SS.

If AJJN left end thread is 9/16"X18 and right end thread is Z1/2"X14, the fitting number is AJJN-06-06-08.

DIN 卡套式管接头 DIN BIT TYPE TUBE FITTINGS

型号 PART NO.	1C 1D	1C9 1D9	1CB 1DB	1CB-WD 1DB-WD	1CG 1DG	1CG4-OG 1DG4-OG	1CG9-OG 1DG9-OG	1CH 1DH	1CH4-OG 1DH4-OG	1CH9-OG 1DH9-OG	1CI 1DI
Page/页码	A1-A2	A3	A4	A5	A6	A7	A8	A9	A10	A11	A12
型号 PART NO.	1CI-B 1DI-B	1CJ 1DJ	1CM 1DM	1CM-WD 1DM-WD	1CN 1DN	1CN9 1DN9	1CO 1DO	1CO9-OG 1DO9-OG	1CT-SP 1DT-SP	1CT9-SP 1DT9-SP	1CW 1DW
Page/页码	A13	A14	A15	A16	A17	A18	A19	A20	A21	A22	A23
型号 PART NO.	1CW9 1DW9	1C-Y 1D-Y	2BC-WD 2BD-WD	2C	2C9 2D9	2D	2GC 2GD	2JC 2JD	2MC-WD 2MD-WD	2WC 2WD	3C 3D
Page/页码	A24	A25	A26	A27	A28	A29	A30	A31	A32	A33	A34
型号 PART NO.	4C 4D	5CB 5DB	5CM 5DM	6C 6D	6C9 6D9	8C	9C 9D	AC AD	ACCG-OG ADDG-OG	ACCH-OG ADDH-OG	ACCO-OG ADDO-OG
Page/页码	A35	A36	A37	A38	A39	A40	A40	A41	A42	A43	A44
型号 PART NO.	ACGC-OG ADGD-OG	ACHC-OG ADHD-OG	ACOC-OG ADOD-OG	BC BD	CC CD	NL NS	RL RS	XC XD			
Page/页码	A45	A46	A47	A48	A49	A50	A50	A51			

美制过渡接头 AMERICA ADAPTOR

型号 PART NO.	1J	1J4	1J9	1JB-WD	1JF	1JG	1JG4-OG	1JG9-OG	1JH	1JL	1JM
Page/页码	B1	B2	B2	B3	B4	B5	B6	B7	B8	B9	B10
型号 PART NO.	1JM-WD	1JN	1JN4	1JN9	1JN9-L	1JN9-LL	1JO	1JO4-OG	1JO9-OG	1JT-SP	1JT4-SP
Page/页码	B11	B12	B13	B14	B15	B15	B16	B17	B18	B19	B20
型号 PART NO.	1JT9-SP	1O	1O-OG	2J	2J4	2J9	2JF	2NJ	2TJ-SP	3J	4J
Page/页码	B21	B22	B22	B23	B24	B24	B25	B25	B26	B26	B27
型号 PART NO.	4O	4ON	5J 5JS	5JN	5JN4	5JN9	5J-S	5JT	5JT9	5O	6J
Page/页码	B28	B28	B29	B30	B31	B31	B32	B33	B33	B34	B35
型号 PART NO.	6J4	6J9	8J	9J	9J-CAP	AJ	AJ6JJ	AJJG-OG	AJJO-OG	AJNJ	BJ
Page/页码	B36	B37	B38	B38	B38	B39	B40	B41	B42	B43	B44

型号 PART NO.	CJ	DJ	EJ	KJNJ	NB200	NB300	NB500	XJ	1F	1F4	1F9
Page/页码	B45	B46	B46	B47	B48	B49	B49	B50	B51	B52	B52
型号 PART NO.	1FG	1FG4-OG	1FG9-OG	1FH	1FN	1FN4	1FN9	1FO	1FO4-OG	1FO9-OG	2F
Page/页码	B53	B54	B55	B56	B57	B58	B59	B60	B61	B62	B63
型号 PART NO.	2F4	2F9	2FJ	2NF	2OF	3F	4F	6F	6F4	6F9	8F
Page/页码	B64	B64	B65	B66	B67	B68	B68	B69	B69	B70	B70
型号 PART NO.	9F	AF	AFOF-OG	BF	CF	NB200-F	NB300-F	NB500-F	XF	1N	1N4
Page/页码	B71	B71	B72	B73	B73	B74	B74	B75	B75	B76	B77
型号 PART NO.	1N9	4N	4NN	5N	5N4	5N9	5NO	5ON	7N	7N4-PK	7N9-PK
Page/页码	B78	B79	B79	B80	B81	B82	B83	B84	B85	B85	B86
型号 PART NO.	9N-CAP	AN	GN-PK	KN	ZN	2NU	2NU4	2NU9	2OU	3U	7NU-S
Page/页码	B86	B87	B87	B88	B88	B89	B90	B91	B92	B93	B93
型号 PART NO.	7NU9-S	1TP-SP	2P9	4P	6P	6P9	9P	BP	CP		
Page/页码	B94	B94	B95	B95	B96	B96	B97	B97	B97		

英制过渡接头 British Adaptor

型号 PART NO.	1S	1SB	1SG	1ST-SP	1ST4-SP	1ST9-SP	2S	2S4	2S9	4S	6S
Page/页码	C1	C1	C2	C3	C4	C5	C6	C7	C7	C8	C8
型号 PART NO.	9S	BS	CS	1B	1B-WD	1B-2WD	1B4	1B9	1BF	1BF9	1BG
Page/页码	C9	C9	C9	C10	C11	C12	C13	C14	C15	C16	C17
型号 PART NO.	1BG-OG	1BG4-OG	1BG9-OG	1BH	1BH4-OG	1BH9-OG	1B-HS	1BJ	1BJ4	1BJ9	1BK
Page/页码	C18	C19	C19	C20	C21	C22	C23	C24	C25	C25	C26
型号 PART NO.	1BL	1BM	1BM-WD	1BN	1BN9	1BO	1BT-SP	1BT4-SP	1BT9-SP	1G	2B
Page/页码	C27	C28	C29	C30	C31	C32	C33	C34	C35	C36	C37

型号 PART NO.	2B4	2B9	2BA	2BF	2BJ	2BJ-WD	2B-WD	2NB	2TB-SP	3B	3B9
Page/页码	C38	C38	C39	C40	C41	C42	C43	C44	C45	C46	C47
型号 PART NO.	4B	4B-WD	4BN	4BN-WD	5B	5B9	5BN	5BT	5BT9	5B-WD	5GB
Page/页码	C47	C48	C48	C49	C50	C51	C51	C52	C53	C54	C55
型号 PART NO.	5NB	5TB-SP	6B	7B	7B9-PK	8B	9B	AB	BB	CB	DB
Page/页码	C56	C57	C58	C59	C60	C60	C60	C61	C62	C62	C63
型号 PART NO.	GB-PK	XB	ZB	1T-SP	1T4-SP	1T9-SP	4T-SP	5T9-SP	5T-SP	7T	7T4-PK
Page/页码	C63	C64	C64	C65	C66	C67	C68	C68	C69	C70	C71
型号 PART NO.	7T9-PK	AT-SP	GT-PK	ZT	9A						
Page/页码	C71	C72	C72	C73	C73						

公制过渡接头
Metric Adaptor

型号 PART NO.	1E	1E9	1EG	1EH	1EH4-OG	1EH9-OG	1EL	1EN	1EO	1ET-SP	2E9
Page/页码	D1	D2	D3	D4	D5	D6	D7	D8	D9	D10	D11
型号 PART NO.	2WE	4E	6E	6E9	9E	AE	AEHE-OG	BE	CE	XE	1Q
Page/页码	D11	D12	D13	D14	D15	D15	D16	D17	D17	D18	D19
型号 PART NO.	1QB	1QG	1QH9-OG	1QL	1QN	1QT-SP	1QT9-SP	2Q9	4Q	6Q	6Q9
Page/页码	D20	D21	D22	D23	D24	D25	D26	D27	D28	D29	D30
型号 PART NO.	9Q	AQ	1H	1M	2M	4H	4HN	4L	4M	4MN	4MN-WD
Page/页码	D31	D32	D33	D34	D35	D36	D36	D37	D37	D38	D38
型号 PART NO.	1K	1K9	1KG	1KH	1KN	1KN9	1KT-SP	1KT4-SP	1KT9-SP	2K	2K9
Page/页码	D39	D39	D40	D41	D42	D43	D43	D44	D44	D45	D45
型号 PART NO.	4K	9K	AK	DK	BK	CK					
Page/页码	D45	D46	D46	D46	D47	D47					

法兰接头
Flange Coupling


型号 PART NO.	1BFL	1BFL9	1BFS	1BFS9	1CFL 1DFL	1DFS	1CFL9 1DFL9	1DFS9	1FFL	1FFL9	1FFS
Page/页码	E1	E1	E2	E2	E3	E4	E5	E6	E7	E7	E8

型号 PART NO.	1FFS9	1FLW 1FSW	1FLW-PM 1FSW-PM	1FLW-IN	1FSW-IN	1JFL	1JFL4	1JFL9	1JFS	1JFS4	1JFS9
Page/页码	E8	E9	E10	E11	E11	E12	E13	E14	E15	E16	E17

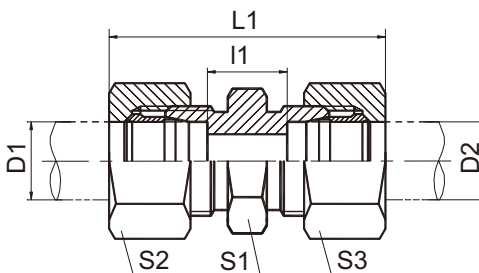
型号 PART NO.	4FL 4FS	4FL-M 4FS-M	FL FS	FL-W FS-W							
Page/页码	E18	E29	E20	E21							

A

直连接头
STRAIGHT FITTINGS



1C/1D



1C-RN/1D-RN


代号 PART NO.	螺纹 THREAD		管子外径 TUBE O.D.		尺寸 DIMENSIONS					压力等级 MPa
	E	F	D1	D2	I1	L1	S1	S2	S3	
1C-12	M12X1.5	M12X1.5	6	6	10	39	12	14	14	31.5 轻系列 L
1C-14	M14X1.5	M14X1.5	8	8	11	40	14	17	17	
1C-16	M16X1.5	M16X1.5	10	10	13	42	17	19	19	
1C-18	M18X1.5	M18X1.5	12	12	14	43	19	22	22	
1C-22	M22X1.5	M22X1.5	15	15	16	46	24	27	27	
1C-26	M26X1.5	M26X1.5	18	18	16	48	27	32	32	
1C-30	M30X2	M30X2	22	22	20	52	32	36	36	16 轻系列 L
1C-36	M36X2	M36X2	28	28	21	54	41	41	41	
1C-45	M45X2	M45X2	35	35	20	63	46	50	50	
1C-52	M52X2	M52X2	42	42	21	66	55	60	60	
1D-14	M14X1.5	M14X1.5	6	6	16	45	14	17	17	63 重系列 S
1D-16	M16X1.5	M16X1.5	8	8	18	47	17	19	19	
1D-18	M18X1.5	M18X1.5	10	10	17	49	19	22	22	
1D-20	M20X1.5	M20X1.5	12	12	19	51	22	24	24	
1D-22	M22X1.5	M22X1.5	14	14	22	57	24	27	27	
1D-24	M24X1.5	M24X1.5	16	16	21	57	27	30	30	
1D-30	M30X2	M30X2	20	20	23	66	32	36	36	40 重系列 S
1D-36	M36X2	M36X2	25	25	26	74	41	46	46	
1D-42	M42X2	M42X2	30	30	27	80	46	50	50	
1D-52	M52X2	M52X2	38	38	29	90	55	60	60	
										31.5重系列S

注：如需带卡套及卡套螺母整套订货，则请在代号后加“RN”，如1C9-30RN。

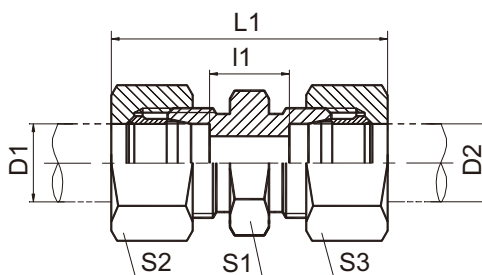
Note: In case if you are interested to order the adapter in complete set with cutting ring and nut ,it is necessary to insert suffix "RN" after our part no., for example 1C9-30RN.

直通变径接头

STRAIGHT REDUCERS



1C/1D



1C-RN/1D-RN

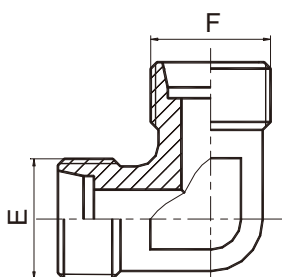
代号 PART NO.	螺纹 THREAD		管子外径 TUBE O.D.		尺寸 DIMENSIONS					压力等级 MPa
	E	F	D1	D2	L1	l1	S1	S2	S3	
1C-12-14	M12X1.5	M14X1.5	6	8	40	11	14	15	17	31.5 轻系列 L
1C-12-16	M12X1.5	M16X1.5	6	10	41	12	17	15	19	
1C-12-18	M12X1.5	M18X1.5	6	12	42	13	19	15	22	
1C-14-16	M14X1.5	M16X1.5	8	10	41	13	17	17	19	
1C-14-18	M14X1.5	M18X1.5	8	12	42	13	19	17	22	
1C-16-18	M16X1.5	M18X1.5	10	12	43	14	19	19	22	
1C-16-22	M16X1.5	M22X1.5	10	15	44.5	15	24	19	27	
1C-16-26	M16X1.5	M26X1.5	10	18	46	15.5	27	19	32	
1C-18-22	M18X1.5	M22X1.5	12	15	44.5	15	24	22	27	
1C-18-26	M18X1.5	M26X1.5	12	18	46	15.5	27	22	32	
1C-18-30	M18X1.5	M30X2	12	22	48	17.5	32	22	36	
1C-22-26	M22X1.5	M26X1.5	15	18	47.5	16.5	27	27	32	16 轻系列 L
1C-22-30	M22X1.5	M30X2	15	22	49.5	18.5	32	27	36	
1C-26-30	M26X1.5	M30X2	18	22	50	18	32	32	36	
1C-26-36	M26X1.5	M36X2	18	28	51.5	19	41	32	41	
1C-30-36	M30X2	M36X2	22	28	53.5	21	41	36	41	
1C-30-45	M30X2	M45X2	22	35	58.5	21	46	36	50	
1C-36-45	M36X2	M45X2	28	35	59	21	46	41	50	63 重系列 S
1D-14-16	M14X1.5	M16X1.5	6	8	47	18	17	17	19	
1D-14-18	M14X1.5	M18X1.5	6	10	48	17.5	19	17	22	
1D-14-20	M14X1.5	M20X1.5	6	12	50	19.5	22	17	24	
1D-16-18	M16X1.5	M18X1.5	8	10	48	17.5	19	19	22	
1D-16-20	M16X1.5	M20X1.5	8	12	50	19.5	22	19	24	
1D-18-20	M18X1.5	M20X1.5	10	12	51	19	22	22	24	
1D-18-22	M18X1.5	M22X1.5	10	14	54	20.5	24	22	27	
1D-18-30	M18X1.5	M30X2	10	20	59.5	22	32	22	36	40 重系列 S
1D-20-22	M20X1.5	M22X1.5	12	14	54	20.5	24	24	27	
1D-20-24	M20X1.5	M24X1.5	12	16	54	20	27	24	30	
1D-20-30	M20X1.5	M30X2	12	20	59.5	22	32	24	36	
1D-22-24	M22X1.5	M24X1.5	14	16	57	21.5	27	27	30	
1D-24-30	M24X1.5	M30X2	16	20	62.5	23	32	30	36	
1D-24-36	M24X1.5	M36X2	16	25	67.5	25.5	41	30	46	
1D-30-36	M30X2	M36X2	20	25	71	25.5	41	36	46	
1D-30-42	M30X2	M42X2	20	30	74	26	46	36	50	
1D-36-42	M36X2	M42X2	25	30	77	26.5	46	46	50	
1D-42-52	M42X2	M52X2	30	38	86.5	28.5	55	50	60	31.5重系列S

注：如需带卡套及卡套螺母整套订货，则请在代号后加“RN”，如1C9-30RN。

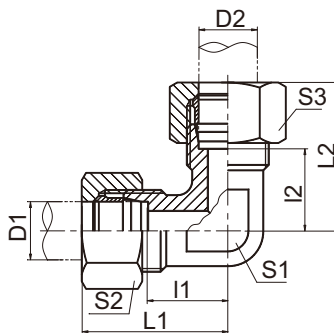
Note: In case if you are interested to order the adapter in complete set with cutting ring and nut, it is necessary to insert suffix "RN" after our part no., for example 1C9-30RN.

A

90°弯曲接头
90° ELBOW FITTINGS



1C9/1D9



1C9-RN/1D9-RN

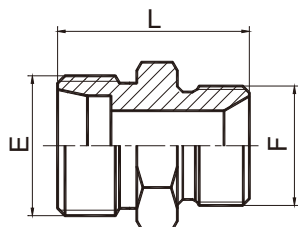
代号 PART NO.	螺纹 THREAD		管子外径 TUBE O.D.		尺寸 DIMENSIONS				压力等级 MPa
	E	F	D1	D2	I1,I2	L1,L2	S1	S2,S3	
1C9-12	M12X1.5	M12X1.5	6	6	12	27	12	14	31.5 轻系列 L
1C9-14	M14X1.5	M14X1.5	8	8	14	29	12	17	
1C9-16	M16X1.5	M16X1.5	10	10	15	30	14	19	
1C9-18	M18X1.5	M18X1.5	12	12	17	32	17	22	
1C9-22	M22X1.5	M22X1.5	15	15	21	36	19	27	
1C9-26	M26X1.5	M26X1.5	18	18	23.5	40	24	32	
1C9-30	M30X2	M30X2	22	22	27.5	44	27	36	
1C9-36	M36X2	M36X2	28	28	30.5	47	36	41	
1C9-45	M45X2	M45X2	35	35	34.5	56	41	50	
1C9-52	M52X2	M52X2	42	42	40	63	50	60	
1D9-14	M14X1.5	M14X1.5	6	6	16	31	12	17	63 重系列 S
1D9-16	M16X1.5	M16X1.5	8	8	17	32	14	19	
1D9-18	M18X1.5	M18X1.5	10	10	17.5	34	17	22	
1D9-20	M20X1.5	M20X1.5	12	12	21.5	38	17	24	
1D9-22	M22X1.5	M22X1.5	14	14	22	40	19	27	
1D9-24	M24X1.5	M24X1.5	16	16	24.5	43	24	30	40 重系列 S
1D9-30	M30X2	M30X2	20	20	26.5	48	27	36	
1D9-36	M36X2	M36X2	25	25	30	54	36	46	
1D9-42	M42X2	M42X2	30	30	35.5	62	41	50	31.5 重系列S
1D9-52	M52X2	M52X2	38	38	41	72	50	60	

注：如需带卡套及卡套螺母整套订货，则请在代号后加“RN”，如1C9-30RN。

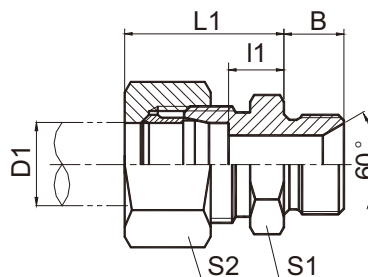
Note: In case if you are interested to order the adapter in complete set with cutting ring and nut ,it is necessary to insert suffix "RN" after our part no., for example 1C9-30RN.

英管螺纹60°锥密封或组合垫密封两用柱端

BSP THREAD 60° CONE SEALING OR BONDED SEAL STUD ENDS



1CB/1DB



1CB-RN/1DB-RN

代号 PART NO.	螺纹 THREAD		管子外径 TUBE O.D. D1	尺寸 DIMENSIONS						压力等级 MPa
	E	F		B	l1	L1	L	S1	S2	
1CB-12-02	M12X1.5	G1/8"X28	6	10	8	23	24	14	14	31.5 轻系列 L
1CB-12-04	M12X1.5	G1/4"X19	6	12	9	24	28	19	14	
1CB-14-02	M14X1.5	G1/8"X28	8	10	8	23	25	14	17	
1CB-14-04	M14X1.5	G1/4"X19	8	12	9	25	28	19	17	
1CB-14-06	M14X1.5	G3/8"X19	8	13.5	9	24	28.5	22	17	
1CB-16-04	M16X1.5	G1/4"X19	10	12	10	25	28	19	19	
1CB-16-06	M16X1.5	G3/8"X19	10	13.5	12.5	25	33	22	19	
1CB-16-08	M16X1.5	G1/2"X14	10	16	11	26	32	27	19	
1CB-18-04	M18X1.5	G1/4"X19	12	12	10	25	29	19	22	
1CB-18-06	M18X1.5	G3/8"X19	12	13.5	10	25	30.5	22	22	
1CB-18-08	M18X1.5	G1/2"X14	12	16	11	26	33	27	22	
1CB-18-12	M18X1.5	G3/4"X14	12	18.5	11	26	36.5	32	22	
1CB-22-06	M22X1.5	G3/8"X19	15	13.5	11	26	31.5	24	27	
1CB-22-08	M22X1.5	G1/2"X14	15	16	12	27	34	27	27	
1CB-26-08	M26X1.5	G1/2"X14	18	16	11.5	28	35	27	32	
1CB-26-12	M26X1.5	G3/4"X14	18	18.5	11.5	28	35.5	32	32	
1CB-30-12	M30X2	G3/4"X14	22	18.5	13.5	30	39.5	32	36	
1CB-36-16	M36X2	G1"X11	28	20.5	14.5	31	42.5	41	41	
1CB-45-20	M45X2	G1.1/4"X11	35	20.5	15.5	37	45.5	50	50	
1CB-52-24	M52X2	G1.1/2"X11	42	23	16	39	50	55	60	
1DB-14-04	M14X1.5	G1/4"X19	6	12	13	28	30	19	17	
1DB-16-04	M16X1.5	G1/4"X19	8	12	13	28	32	19	19	
1DB-16-06	M16X1.5	G3/8"X19	8	13.5	15	32	35.5	22	19	
1DB-18-04	M18X1.5	G1/4"X19	10	12	12.5	29	32	19	22	
1DB-18-06	M18X1.5	G3/8"X19	10	13.5	14.5	31	33.5	22	22	
1DB-18-08	M18X1.5	G1/2"X14	10	16	14.5	31	36	27	22	
1DB-20-04	M20X1.5	G1/4"X19	12	12	14.5	31	34	22	24	
1DB-20-06	M20X1.5	G3/8"X19	12	13.5	14.5	31	35.5	22	24	
1DB-20-08	M20X1.5	G1/2"X14	12	16	14.5	31	38	27	24	
1DB-22-08	M22X1.5	G1/2"X14	14	16	16	34	40	27	27	
1DB-24-06	M24X1.5	G3/8"X19	16	13.5	15.5	34	37.5	27	30	
1DB-24-08	M24X1.5	G1/2"X14	16	16	15.5	34	40	27	30	
1DB-24-12	M24X1.5	G3/4"X14	16	18.5	17.5	36	44.5	32	30	
1DB-30-12	M30X2	G3/4"X14	20	18.5	17.5	39	48.5	32	36	
1DB-36-08	M36X2	G1/2"X14	25	16	19	43	48	38	46	
1DB-36-12	M36X2	G3/4"X14	25	18.5	19	43	50.5	38	46	
1DB-36-16	M36X2	G1"X11	25	20.5	20	44	52.5	41	46	
1DB-42-20	M42X2	G1.1/4"X11	30	20.5	21.5	48	54.5	50	50	
1DB-52-24	M52X2	G1.1/2"X11	38	23	23	54	62	55	60	

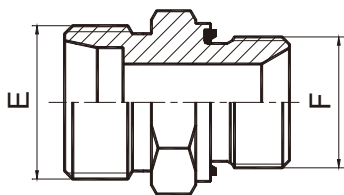
注：如需带卡套及卡套螺母整套订货，则请在代号后加“RN”，如1DB-20-08RN。

Note: In case if you are interested to order the adapter in complete set with cutting ring and nut, it is necessary to insert suffix "RN" after our part no., for example 1DB-20-08RN.

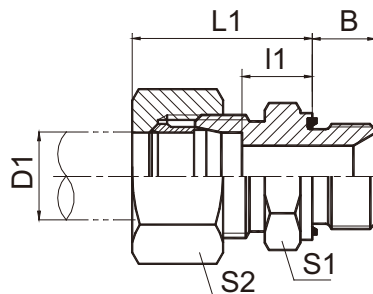
A

英管螺纹胶垫密封柱端

BSP THREAD WITH CAPTIVE SEAL



1CB-WD/1DB-WD



1CB-WD/RN
1DB-WD/RN

代号 PART NO.	螺纹 THREAD		管子外径 TUBE O.D. D1	尺寸 DIMENSIONS					压力等级 MPa
	E	F		B	l1	L1	S1	S2	
1CB-12-02WD	M12X1.5	G1/8"X28	6	8	8.5	23.5	14	14	31.5 轻系列 L
1CB-12-04WD	M12X1.5	G1/4"X19	6	12	10	25	19	14	
1CB-12-06WD	M12X1.5	G3/8"X19	6	12	11.5	26.5	22	14	
1CB-14-02WD	M14X1.5	G1/8"X28	8	8	9	24	14	17	
1CB-14-04WD	M14X1.5	G1/4"X19	8	12	10	24	19	17	
1CB-14-06WD	M14X1.5	G3/8"X19	8	12	11	26	22	17	
1CB-16-04WD	M16X1.5	G1/4"X19	10	12	11	24.5	19	19	
1CB-16-06WD	M16X1.5	G3/8"X19	10	12	12.5	26	22	19	
1CB-16-08WD	M16X1.5	G1/2"X14	10	14	13	28	27	19	
1CB-18-04WD	M18X1.5	G1/4"X19	12	12	12	27	19	22	
1CB-18-06WD	M18X1.5	G3/8"X19	12	12	12.5	26	22	22	
1CB-18-08WD	M18X1.5	G1/2"X14	12	14	14	28	27	22	
1CB-22-04WD	M22X1.5	G1/4"X19	15	12	13	28	24	27	
1CB-22-06WD	M22X1.5	G3/8"X19	15	12	13.5	28	24	27	
1CB-22-08WD	M22X1.5	G1/2"X14	15	14	14	29	27	27	
1CB-22-12WD	M22X1.5	G3/4"X14	15	16	15	29	32	27	
1CB-26-08WD	M26X1.5	G1/2"X14	18	14	14.5	31	27	32	
1CB-26-12WD	M26X1.5	G3/4"X14	18	16	14.5	31	32	32	
1CB-30-12WD	M30X2	G3/4"X14	22	16	16.5	33	32	36	
1CB-36-16WD	M36X2	G1"X11	28	18	17.5	34	41	41	
1CB-45-20WD	M45X2	G1.1/4"X11	35	20	17.5	39	50	50	
1CB-52-24WD	M52X2	G1.1/2"X11	42	22	19	42	55	60	
1DB-14-04WD	M14X1.5	G1/4"X19	6	12	15		19	17	
1DB-16-04WD	M16X1.5	G1/4"X19	8	12	15	30	19	19	
1DB-16-06WD	M16X1.5	G3/8"X19	8	12	15.5	30	22	19	
1DB-18-04WD	M18X1.5	G1/4"X19	10	12	14.5	31	19	22	
1DB-18-06WD	M18X1.5	G3/8"X19	10	12	14.5	31	22	22	
1DB-18-08WD	M18X1.5	G1/2"X14	10	14	17.5	34	27	22	
1DB-20-04WD	M20X1.5	G1/4"X19	12	12	16.5	33	22	24	
1DB-20-06WD	M20X1.5	G3/8"X19	12	12	15	33	22	24	
1DB-20-08WD	M20X1.5	G1/2"X14	12	14	17.5	34	27	24	
1DB-22-08WD	M22X1.5	G1/2"X14	14	14	19	37	27	27	
1DB-24-06WD	M24X1.5	G3/8"X19	16	12	18	36.5	27	30	
1DB-24-08WD	M24X1.5	G1/2"X14	16	14	18.5	37	27	30	
1DB-24-12WD	M24X1.5	G3/4"X14	16	16	20.5	39	32	30	
1DB-30-12WD	M30X2	G3/4"X14	20	16	20.5	42	32	36	
1DB-36-08WD	M36X2	G1/2"X14	25	14	23	47	41	46	
1DB-36-12WD	M36X2	G3/4"X14	25	16	23	47	41	46	
1DB-36-16WD	M36X2	G1"X11	25	18	23	47	41	46	
1DB-42-20WD	M42X2	G1.1/4"X11	30	20	23.5	50	50	50	
1DB-52-24WD	M52X2	G1.1/2"X11	38	22	26	57	55	60	
									31.5重系列S

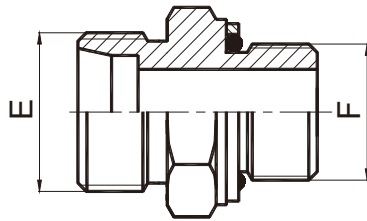
注：如需带卡套及卡套螺母整套订货，则请在代号后加“RN”，如 1DB-20-08WD/RN。

Note: In case if you are interested to order the adapter in complete set with cutting ring and nut ,it is necessary to insert suffix "RN" after our part no., for example 1DB-20-08WD/RN.

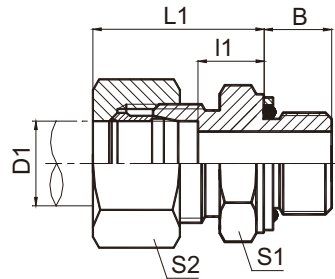
英管螺纹O形圈密封柱端

BSP THREAD STUD ENDS WITH O-RING SEALING

A



1CG/1DG



1CG-RN/1DG-RN

代 号 PART NO.	螺 纹 THREAD		管子外径 TUBE O.D. D1	尺 寸 DIMENSIONS					压力等级 MPa
	E	F		B	l1	L1	S1	S2	
1CG-12-02	M12X1.5	G1/8"X28	6	9.5	8.5	23	14	14	31.5 轻系列 L
1CG-12-04	M12X1.5	G1/4"X19	6	10	10	25	19	14	
1CG-14-04	M14x1.5	G1/4"X19	8	10	10	25	19	17	
1CG-14-06	M14x1.5	G3/8"X19	8	11.5	11.5	26	22	17	
1CG-14-08	M14x1.5	G1/2"X14	8	14	13	27.5	27	34	
1CG-16-04	M16x1.5	G1/4"X19	10	10	11	26	19	19	
1CG-16-06	M16x1.5	G3/8"X19	10	11.5	12.5	27	22	19	
1CG-16-08	M16x1.5	G1/2"X14	10	14	14	29	27	19	
1CG-18-06	M18x1.5	G3/8"X19	12	11.5	12.5	27	22	22	
1CG-18-08	M18x1.5	G1/2"X14	12	14	13	28	27	22	
1CG-22-06	M22x1.5	G3/8"X19	15	11.5	13.5	29	24	27	
1CG-22-08	M22x1.5	G1/2"X14	15	14	14	29	27	27	
1CG-22-12	M22x1.5	G3/4"X14	15	15.5	20	30	32	32	
1CG-26-08	M26x1.5	G1/2"X14	18	14	14.5	31	27	32	
1CG-26-12	M26x1.5	G3/4"X14	18	15.5	14.5	32	32	32	
1CG-30-12	M30x2	G3/4"X14	22	15.5	16.5	33	32	36	
1CG-30-16	M30x2	G1"X11	22	18	17.5	35	41	36	
1CG-36-16	M36x2	G1"X11	28	18	17.5	34	41	41	
1CG-45-20	M45x2	G1.1/4"X11	35	20	17.5	39	50	50	
1CG-52-20	M52X2	G1.1/4"X11	42	20	19	42	55	60	
1CG-52-24	M52x2	G1.1/2"X11	42	21.5	19	42	55	60	
1CG-52-32	M52x2	G2"X11	42	24.5	25	44	70	60	
1DG-14-04	M14X1.5	G1/4"X19	6	10	13	28	19	17	
1DG-16-04	M16X1.5	G1/4"X19	8	10	15	31	19	19	
1DG-18-04	M18x1.5	G1/4"X19	10	10	14.5	31	19	22	
1DG-18-06	M18x1.5	G3/8"X19	10	11.5	15	31	22	22	
1DG-20-06	M20x1.5	G3/8"X19	12	11.5	17	32	22	24	
1DG-20-08	M20x1.5	G1/2"X14	12	14	17.5	34	27	24	
1DG-22-06	M22x1.5	G3/8"X19	14	11.5	19	37	24	27	
1DG-22-08	M22x1.5	G1/2"X14	14	14	19	37	27	27	
1DG-24-04	M24x1.5	G1/4"X19	16	11	18	37	27	30	
1DG-24-08	M24x1.5	G1/2"X14	16	14	18.5	37	27	30	
1DG-30-12	M30x2	G3/4"X14	20	15.5	20.5	42	32	36	
1DG-36-12	M36x2	G3/4"X14	25	15.5	23	47	41	46	
1DG-36-16	M36x2	G1"X11	25	18	17.5	47	41	46	
1DG-42-16	M42x2	G1"X11	30	18	23.5	48	46	50	
1DG-42-20	M42x2	G1.1/4"X11	30	20	23.5	50	50	50	
1DG-52-24	M52x2	G1.1/2"X11	38	21.5	26	57	55	60	

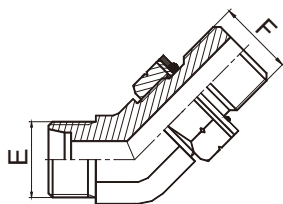
注：如需带卡套及卡套螺母整套订货，则请在代号后加“RN”，如1DG-20-08RN。

Note: In case if you are interested to order the adapter in complete set with cutting ring and nut ,it is necessary to insert suffix "RN" after our part no. , for example 1DG-20-08RN.

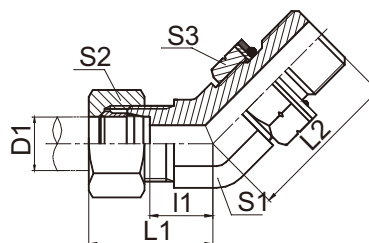
A

45°弯英管螺纹可调向O形圈密封柱端

45° ELBOW BSP THREAD ADJUSTABLE STUD ENDS WITH O-RING SEALING



1CG4-OG/1DG4-OG



1CG4-OG/RN
1DG4-OG/RN

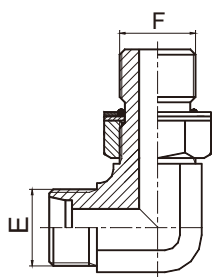
代号 PART NO.	螺纹 THREAD		管子外径 TUBE O.D. D1	尺寸 DIMENSIONS						压力等级 MPa
	E	F		l1	L1	L2	S1	S2	S3	
1CG4-12-02OG	M12X1.5	G1/8"X28	6	10	25	24	11	14	14	31.5 轻系列 L
1CG4-14-04OG	M14X1.5	G1/4"X19	8	11	26	27	14	17	19	
1CG4-16-04OG	M16X1.5	G1/4"X19	10	12.3	27.3	27	16	19	19	
1CG4-16-06OG	M16X1.5	G3/8"X19	10	12.3	27.3	30	16	19	22	
1CG4-18-06OG	M18X1.5	G3/8"X19	12	13	28	31	19	22	22	
1CG4-22-08OG	M22X1.5	G1/2"X14	15	15	30	36	22	27	27	
1CG4-26-08OG	M26X1.5	G1/2"X14	18	16.5	33	37.5	27	32	27	
1CG4-26-12OG	M26X1.5	G3/4"X14	18	16.5	33	42	27	32	32	
1CG4-30-12OG	M30X2	G3/4"X14	22	19.7	36.2	42.5	30	36	32	16 轻系列 L
1CG4-36-16OG	M36X2	G1"X11	28	21.5	38	44.5	36	41	41	
1CG4-45-20OG	M45X2	G1.1/4"X11	35	25.5	47	50.5	48	50	50	
1DG4-14-04OG	M14X1.5	G1/4"X19	6	13	28	27	14	17	19	63 重系列 S
1DG4-16-04OG	M16X1.5	G1/4"X19	8	13.3	28.3	27	16	19	19	
1DG4-18-06OG	M18X1.5	G3/8"X19	10	13.5	30	31	19	22	22	
1DG4-20-06OG	M20X1.5	G3/8"X19	12	13.5	30	31	19	24	22	
1DG4-22-08OG	M22X1.5	G1/2"X14	14	16.3	34.3	36	22	27	27	
1DG4-24-08OG	M24X1.5	G1/2"X14	16	16.2	34.7	36.5	24	30	27	40 重系列 S
1DG4-30-12OG	M30X2	G3/4"X14	20	18.7	40.2	42.5	30	36	32	
1DG4-36-16OG	M36X2	G1"X11	25	21	45	44.5	36	46	41	
1DG4-42-20OG	M42X2	G1.1/4"X11	30	24.3	50.8	47.5	41	50	50	

注：如需带卡套及卡套螺母整套订货，则请在代号后加“RN”，如1CG4-30-12OG/RN。

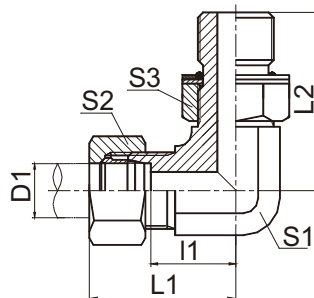
Note: In case if you are interested to order the adapter in complete set with cutting ring and nut ,it is necessary to insert suffix "RN" after our part no. , for example 1CG4-30-12OG/RN.

90°弯英管螺纹可调向O形圈密封柱端

90° ELBOW BSP THREAD ADJUSTABLE STUD ENDS WITH O-RING SEALING



1CG9-OG/1DG9-OG



1CG9-OG/RN
1DG9-OG/RN

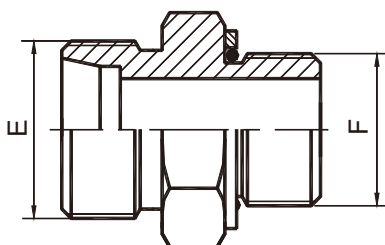
代号 PART NO.	螺纹 THREAD		管子外径 TUBE O.D. D1	尺寸 DIMENSIONS						压力等级 MPa
	E	F		l1	L1	L2	S1	S2	S3	
1CG9-12-02OG	M12X1.5	G1/8"X28	6	13	28	26.2	11	14	14	31.5 轻系列 L
1CG9-14-04OG	M14X1.5	G1/4"X19	8	15.5	30.5	31.3	14	17	19	
1CG9-16-04OG	M16X1.5	G1/4"X19	10	17.5	32.5	32.5	16	19	19	
1CG9-16-06OG	M16X1.5	G3/8"X19	10	17.5	32.5	35.8	16	19	22	
1CG9-18-06OG	M18X1.5	G3/8"X19	12	19	34	36.8	19	22	22	
1CG9-22-08OG	M22X1.5	G1/2"X14	15	22	37	43.2	22	27	27	
1CG9-26-08OG	M26X1.5	G1/2"X14	18	25.5	42	46	27	32	27	
1CG9-26-12OG	M26X1.5	G3/4"X14	18	25.5	42	49.3	27	32	32	
1CG9-30-12OG	M30X2	G3/4"X14	22	29.3	45.8	52	30	36	32	16 轻系列 L
1CG9-30-16OG	M30X2	G1"X11	22	31.5	48	53	33	36	41	
1CG9-36-16OG	M36X2	G1"X11	28	33	49.8	56	36	41	41	
1CG9-36-20OG	M36X2	G1.1/4"X11	28	36	52.8	59	41	41	50	
1CG9-45-20OG	M45X2	G1.1/4"X11	35	39.2	60.7	63	48	50	50	
1CG9-52-24OG	M52X2	G1.1/2"X11	42	44.8	67.8	68.5	55	60	55	
1DG9-14-04OG	M14X1.5	G1/4"X19	6	17.5	32.5	31.3	14	17	19	63 重系列 S
1DG9-16-04OG	M16X1.5	G1/4"X19	8	18.7	33.7	32.5	16	19	19	
1DG9-16-06OG	M16X1.5	G3/8"X19	8	18.7	33.7	35.8	16	19	22	
1DG9-18-06OG	M18X1.5	G3/8"X19	10	19.5	36	36.8	19	22	22	
1DG9-20-06OG	M20X1.5	G3/8"X19	12	19.5	36	36.8	19	24	22	
1DG9-22-08OG	M22X1.5	G1/2"X14	14	23	41	43.2	22	27	27	
1DG9-24-08OG	M24X1.5	G1/2"X14	16	24	42.5	43	24	30	27	40 重系列 S
1DG9-30-12OG	M30X2	G3/4"X14	20	28	49.5	52	30	36	32	
1DG9-36-16OG	M36X2	G1"X11	25	32.8	56.8	56	36	46	41	
1DG9-42-20OG	M42X2	G1.1/4"X11	30	36.2	62.7	58	41	50	50	
1DG9-52-24OG	M52X2	G1.1/2"X11	38	45.8	76.8	68.5	55	60	55	

注：如需带卡套及卡套螺母整套订货，则请在代号后加“RN”，如1CG9-30-12OG/RN。

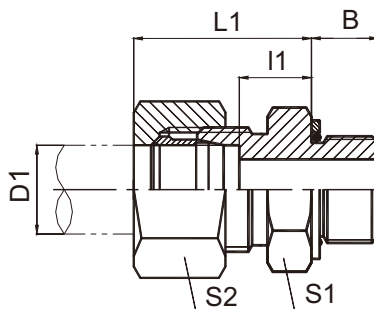
Note: In case if you are interested to order the adapter in complete set with cutting ring and nut, it is necessary to insert suffix "RN" after our part no., for example 1CG9-30-12OG/RN.

A

公制外螺纹柱端 ISO 6149
METRIC THREAD STUD ENDS ISO 6149



1CH/1DH



1CH-RN/1DH-RN

代号 PART NO.	螺纹 THREAD		管子外径 D1 TUBE O.D.	O 形 圈 O RING	尺寸 DIMENSIONS					压力等级 MPa
	E	F			B	l1	L1	S1	S2	
1CH-12-10	M12X1.5	M10X1	6	O08.1X1.6	8.5	9.5	23	14	14	31.5 轻系列 L
1CH-14	M14X1.5	M14X1.5	8	O11.3X2.4	11	10	25	19	17	
1CH-14-12	M14X1.5	M12X1.5	8	O09.3X2.4	11	10	25	17	17	
1CH-16-14	M16X1.5	M14X1.5	10	O11.3X2.4	11	13	26	19	19	
1CH-18-14	M18X1.5	M14X1.5	12	O11.3X2.4	11	11	25.5	19	22	
1CH-14-18	M14X1.5	M18X1.5	8	O15.3X2.4	12.5	11.5	26.5	24	17	
1CH-16	M16X1.5	M16X1.5	10	O13.3X2.4	11.5	13	28	22	19	
1CH-16-18	M16X1.5	M18X1.5	10	O15.3X2.4	12.5	12.5	28	24	19	
1CH-18-16	M18X1.5	M16X1.5	12	O13.3X2.4	11.5	12	27	22	22	
1CH-22-16	M22X1.5	M16X1.5	15	O13.3X2.4	11.5	13.5	29.5	24	27	
1CH-22-18	M22X1.5	M18X1.5	15	O15.3X2.4	12.5	13.5	29	24	27	
1CH-16-22	M16X1.5	M22X1.5	10	O19.3X2.4	13	14	29.5	27	19	
1CH-22-20	M22X1.5	M20X1.5	15	O17.3X2.4	12	15	30.5	27	27	
1CH-22	M22X1.5	M22X1.5	15	O19.3X2.4	13	15	31	27	27	
1CH-26-22	M26X1.5	M22X1.5	18	O19.3X2.4	13	14.5	31	27	32	
1CH-26	M26X1.5	M26X1.5	18	O23.5X3.0	13.5	13.5	31	32	32	
1CH-26-27	M26X1.5	M27X2	18	O23.5X3.0	16	14.5	32	32	32	
1CH-26-33	M26X1.5	M33X2	18	O29.5X3.0	16	15.5	33	41	32	
1CH-30-22	M30X2	M22X1.5	22	O19.3X2.4	13	17.5	33	32	41	
1CH-30-27	M30X2	M27X2	22	O23.5X3.0	16	16.5	33	32	36	
1CH-30	M30X2	M30X2	22	O26.5X3.0	16	17.5	33	36	36	
1CH-36-27	M36X2	M27X2	28	O23.5X3.0	16	17.5	34	41	41	
1CH-36-33	M36X2	M33X2	28	O29.5X3.0	16	17.5	34	41	41	
1CH-36-42	M36X2	M42X2	28	O38.5X3.0	16	18.5	35	50	41	
1CH-45-33	M45X2	M33X2	35	O29.5X3.0	16	17.5	37	46	50	
1CH-45-42	M45X2	M42X2	35	O38.5X3.0	16	17.5	37	50	50	
1CH-52-48	M52X2	M48X2	42	O44.5X3.0	17.5	19		55	60	
1DH-14	M14X1.5	M14X1.5	6	O11.3X2.4	11	15	28	19	17	
1DH-14-12	M14X1.5	M12X1.5	6	O09.3X2.4	11	13	28	17	17	
1DH-16-14	M16X1.5	M14X1.5	8	O11.3X2.4	11	15	30	19	19	
1DH-18-16	M18X1.5	M16X1.5	10	O13.3X2.4	11.5	15	31	22	22	
1DH-20-14	M20X1.5	M14X1.5	12	O11.3X2.4	11	15	31	22	24	
1DH-20-16	M20X1.5	M16X1.5	12	O13.3X2.4	11.5	15	31	22	24	
1DH-20-18	M20X1.5	M18X1.5	12	O15.3X2.4	12.5	17	33	24	24	
1DH-20-22	M20X1.5	M22X1.5	12	O19.3X2.4	13	17.5	35	27	30	
1DH-24-22	M24X1.5	M22X1.5	16	O19.3X2.4	13	18.5	37	27	30	
1DH-30	M30X2	M30X2	20	O26.5X3.0	16	20.5	42	36	36	
1DH-30-27	M30X2	M27X2	20	O23.5X3.0	16	20.5	42	32	36	
1DH-30-33	M30X2	M33X2	20	O29.5X3.0	16	22.5	42	41	36	
1DH-36-27	M36X2	M27X2	25	O23.5X3.0	16	23	47	41	46	
1DH-36-33	M36X2	M33X2	25	O29.5X3.0	16	23	47	41	46	
1DH-42	M42X2	M42X2	30	O38.5X3.0	16	23.5	50	50	50	
1DH-42-48	M42X2	M48X2	30	O44.5X3.0	17.5	26.5	52	55	50	

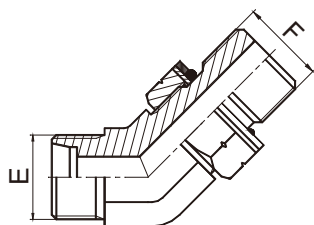
注：如需带卡套及卡套螺母整套订货，则请在代号后加“RN”，如 1DH-20-18RN。

Note: In case if you are interested to order the adapter in complete set with cutting ring and nut, it is necessary to insert suffix "RN" after our part no., for example 1DH-20-18RN.

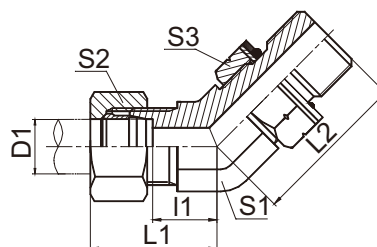
45°弯公制外螺纹24°锥/公制外螺纹可调向柱端ISO 6149-2

45° ELBOW METRIC MALE 24° CONE/METRIC MALE ADJUSTABLE STUD END ISO 6149-2

A



1CH4-OG/1DH4-OG



1CH4-OG/RN
1DH4-OG/RN

代号 PART NO.	螺纹 THREAD		管子外径 D1 TUBE O.D.	O 形 圈 O RING	尺寸 DIMENSIONS						压力等级 MPa
	E	F			l1	L1	L2	S1	S2	S3	
1CH4-12-10OG	M12X1.5	M10X1	6	O08.1X1.6	10	25	25.5	11	14	14	31.5 轻系列 L
1CH4-14-12OG	M14X1.5	M12X1.5	8	O09.3X2.4	11	26	30	14	17	17	
1CH4-16-14OG	M16X1.5	M14X1.5	10	O11.3X2.4	12.3	27.3	30.5	16	19	19	
1CH4-18-16OG	M18X1.5	M16X1.5	12	O13.3X2.4	13	28	34	19	22	22	
1CH4-22-18OG	M22X1.5	M18X1.5	15	O15.3X2.4	15	30	38	22	27	24	
1CH4-26-22OG	M26X1.5	M22X1.5	18	O19.3X2.4	16.5	33	40.5	27	32	27	
1CH4-30-27OG	M30X2	M27X2	22	O23.5X3.0	19.7	36.2	48	30	36	32	16 轻系列 L
1CH4-36-33OG	M36X2	M33X2	28	O29.5X3.0	21.5	38	49.5	36	41	41	
1CH4-45-42OG	M45X2	M42X2	35	O38.5X3.0	25.5	47	55	48	50	50	
1DH4-14-12OG	M14X1.5	M12X1.5	6	O09.3X2.4	13	28	30	14	17	17	40 重系列 S
1DH4-16-14OG	M16X1.5	M14X1.5	8	O11.3X2.4	13.3	28.3	30.5	16	19	19	
1DH4-18-16OG	M18X1.5	M16X1.5	10	O13.3X2.4	13.5	30	34	19	22	22	
1DH4-20-18OG	M20X1.5	M18X1.5	12	O15.3X2.4	13.5	30	37	19	24	24	
1DH4-24-22OG	M24X1.5	M22X1.5	16	O19.3X2.4	16.2	34.7	40	24	30	27	
1DH4-30-27OG	M30X2	M27X2	20	O23.5X3.0	18.7	40.2	48	30	36	32	
1DH4-36-33OG	M36X2	M33X2	25	O29.5X3.0	21	45	49.5	36	46	41	31.5重系列S
1DH4-42-42OG	M42X2	M42X2	30	O38.5X3.0	24.3	50.8	54	41	50	50	25重系列S

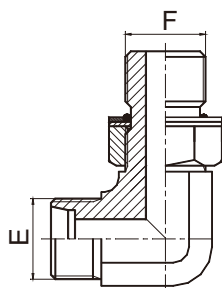
注：1 如需带卡套及卡套螺母整套订货，则请在代号后加“RN”，如1CH4-30-27OG/RN。2 F端与ISO 9974-1油口相配，去掉挡圈则与ISO 6149-1油口相配。

Note: 1 In case if you are interested to order the adapter in complete set with cutting ring and nut, it is necessary to insert suffix "RN" after our part no., for example 1CH4-30-27OG/RN. 2 F end is connected with ISO 9974-1 port and connected with ISO 6149-1 port without retaining ring.

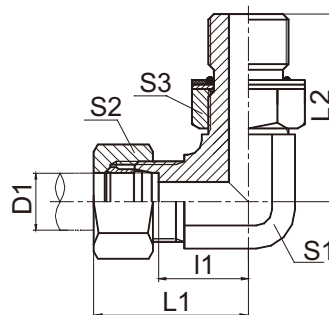
A

90°弯公制外螺纹可调向柱端 ISO 6149

90° ELBOW METRIC THREAD ADJUSTABLE STUD ENDS ISO 6149



1CH9-OG /1DH9-OG



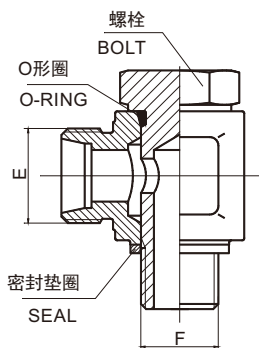
1CH9-OG/RN
1DH9-OG/RN

代号 PART NO.	螺纹 THREAD		管子外径D1 TUBE O.D.	O 形圈 O RING	尺寸 DIMENSIONS						压力等级 MPa
	E	F			l1	L1	L2	S1	S2	S3	
1CH9-12-10OG	M12X1.5	M10X1	6	O08.1X1.6	13	28	26.5	11	14	14	31.5 轻系列 L
1CH9-14-12OG	M14X1.5	M12X1.5	8	O09.3X2.4	15.5	30.5	32	14	17	17	
1CH9-16-14OG	M16X1.5	M14X1.5	10	O11.3X2.4	17.5	32.5	34	16	19	19	
1CH9-18-16OG	M18X1.5	M16X1.5	12	O13.3X2.4	19	34	36	19	22	22	
1CH9-22-18OG	M22X1.5	M18X1.5	15	O15.3X2.4	22	37	39.5	22	27	24	
1CH9-26-22OG	M26X1.5	M22X1.5	18	O19.3X2.4	25.5	42	43.5	27	32	27	
1CH9-30-27OG	M30X2	M27X2	22	O23.5X3.0	29.3	45.8	50	30	36	32	16 轻系列L
1CH9-36-33OG	M36X2	M33X2	28	O29.5X3.0	33.3	49.8	54	36	41	41	
1DH9-14-12OG	M14X1.5	M12X1.5	6	O09.3X2.4	17.5	32.5	32	14	17	17	63 重系列 S
1DH9-16-14OG	M16X1.5	M14X1.5	8	O11.3X2.4	18.7	33.7	34	16	19	19	
1DH9-18-16OG	M18X1.5	M16X1.5	10	O13.3X2.4	19.5	36	36	19	22	22	
1DH9-20-18OG	M20X1.5	M18X1.5	12	O15.3X2.4	19.5	36	37	19	24	24	
1DH9-22-20OG	M22X1.5	M20X1.5	14	O17.3X2.4	23	41	40	22	27	27	
1DH9-24-22OG	M24X1.5	M22X1.5	16	O19.3X2.4	24	42	37.5	24	30	27	
1DH9-30-27OG	M30X2	M27X2	20	O23.5X3.0	28.3	49.8	50	30	36	32	40 重系列 S
1DH9-36-33OG	M36X2	M33X2	25	O29.5X3.0	32.8	56.8	54	36	46	41	
1DH9-42OG	M42X2	M42X2	30	O38.5X3.0	36.2	62.7	57.2	41	50	50	

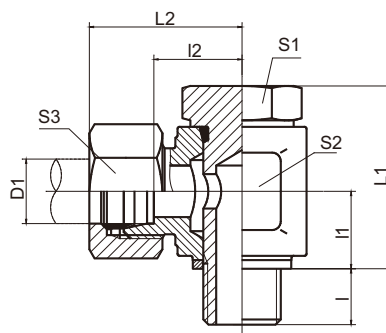
注：如需带卡套及卡套螺母整套订货，则请在代号后加“RN”，如1DH9-20-18OG/RN。

Note: In case if you are interested to order the adapter in complete set with cutting ring and nut ,it is necessary to insert suffix "RN" after our part no., for example 1DH9-20-18OG/RN.

公制螺纹铰接接头
METRIC BANJO



1CI/1DI



1CI-RN/1DI-RN

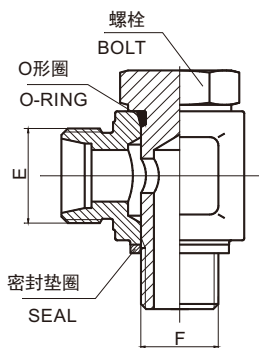
代号 PART NO.	螺纹THREAD		管子外径D1 TUBE O.D.	尺寸DIMENSIONS									螺栓 BOLT	O形圈 O-RING	密封垫圈 SEAL	压力等级 MPa
	E	F		l	l1	L1	l2	L2	S1	S2	S3					
1CI-12-10	M12X1.5	M10X1	6	8	11	25.5	12	27	14	17	14	700M-10I	O08.1X1.6	ZHD-10	31.5 轻系列 L	
1CI-14-12	M14X1.5	M12X1.5	8	12	14.5	33	14.5	29	17	22	17	700M-12I	O09.3X2.4	ZHD-12		
1CI-16-14	M16X1.5	M14X1.5	10	12	14.5	33	16.5	31	19	24	19	700M-14I	O11.3X2.4	ZHD-14		
1CI-18-16	M18X1.5	M16X1.5	12	12	17	39	19	34	22	27	22	700M-16I	O13.3X2.4	ZHD-16		
1CI-22-18	M22X1.5	M18X1.5	15	12	18.5	42	21.5	37	24	30	27	700M-18I	O15.3X2.4	ZHD-18		
1CI-26-22	M26X1.5	M22X1.5	18	14	21.5	49	22	38	27	32	32	700M-22I	O19.3X2.4	ZHD-22		
1CI-30-26	M30X2	M26X1.5	22	16	24	56	28.5	45	36	41	36	700M-26I	O23.5X3.0	ZHD-27	16 轻系列 L	
1CI-36-33	M36X2	M33X2	28	18	30.5	71	33	50	41	50	41	700M-33I	O29.5X3.0	ZHD-33		
1CI-45-42	M45X2	M42X2	35	20	35.5	82	37	59	50	60	50	700M-42I	O38.5X3.0	ZHD-42		
1CI-52-48	M52X2	M48X2	42	22	40.5	93	41.5	64	55	70	60	700M-48I	O44.5X3.0	ZHD-48		
1DI-14-12	M14X1.5	M12X1.5	6	12	14.5	33	16.5	31	17	22	17	700M-12I	O09.3X2.4	ZHD-12	63 重系列 S	
1DI-16-14	M16X1.5	M14X1.5	8	12	14.5	33	17.5	32	19	24	19	700M-14I	O11.3X2.4	ZHD-14		
1DI-18-16	M18X1.5	M16X1.5	10	12	17	39	19.5	36	22	27	22	700M-16I	O13.3X2.4	ZHD-16		
1DI-20-18	M20X1.5	M18X1.5	12	12	18.5	42	21	37	24	30	24	700M-18I	O15.3X2.4	ZHD-18		
1DI-22-20	M22X1.5	M20X1.5	14	14	20	46	23.5	41	27	32	27	700M-20I	O17.3X2.4	ZHD-20		
1DI-24-22	M24X1.5	M22X1.5	16	14	21.5	49	23	41	27	32	30	700M-22I	O19.3X2.4	ZHD-22		
1DI-30-27	M30X2	M27X2	20	16	24	56	27.5	49	36	41	36	700M-27I	O23.5X3.0	ZHD-27	40 重系列 S	
1DI-36-33	M36X2	M33X2	25	18	30.5	71	32.5	57	41	50	46	700M-33I	O29.5X3.0	ZHD-33		
1DI-42	M42X2	M42X2	30	20	35.5	82	38	65	50	60	50	700M-42I	O38.5X3.0	ZHD-42		
1DI-52-48	M52X2	M48X2	38	22	40.5	93	42.5	73	55	70	60	700M-48I	O44.5X3.0	ZHD-48		

注：如需带卡套及卡套螺母整套订货，则请在代号后加“RN”，如1D1-36-33RN。

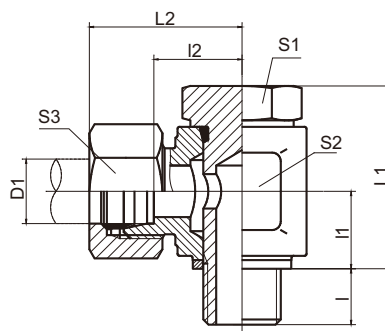
Note: In case if you are interested to order the adapter in complete set with cutting ring and nut, it is necessary to insert suffix "RN" after our part no., for example 1D1-36-33RN.

A

英管螺纹铰接接头
BSP BANJO



1CI-B/1DI-B



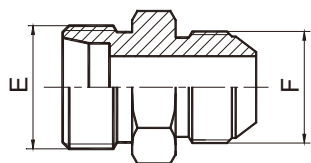
1CI-B/RN
1DI-B/RN

代号 PART NO.	螺纹THREAD		管子外径D1 TUBE O.D.	尺寸 DIMENSIONS									螺栓 BOLT	O形圈 O-RING	密封垫圈 SEAL	压力等级 MPa
	E	F		l	l1	L1	l2	L2	S1	S2	S3					
1CI-12-B02	M12X1.5	G1/8"	6	8	11	25.5	12	27	14	17	14	720B-02I	O08.1X1.6	ZHD-10	31.5 轻系列 L	
1CI-14-B04	M14X1.5	G1/4"	8	12	14.5	33	15.5	30	19	24	17	720B-04I	O11.3X2.4	ZHD-14		
1CI-16-B04	M16X1.5	G1/4"	10	12	14.5	33	16.5	31	19	24	19	720B-04I	O11.3X2.4	ZHD-14		
1CI-18-B06	M18X1.5	G3/8"	12	12	16.5	38	19	34.5	24	27	22	720B-06I	O15.3X2.4	ZHD-18		
1CI-22-B08	M22X1.5	G1/2"	15	14	21.5	49	22.5	38	27	32	27	720B-08I	O19.3X2.4	ZHD-22		
1CI-26-B08	M26X1.5	G1/2"	18	14	21.5	49	22	38	27	32	32	720B-08I	O19.3X2.4	ZHD-22		
1CI-30-B12	M30X2	G3/4"	22	16	24	56	28.5	45	36	41	36	720B-12I	O23.5X3.0	ZHD-27	16 轻系列 L	
1CI-36-B16	M36X2	G1"	28	18	30.5	71	33	50	41	50	41	720B-16I	O29.5X3.0	ZHD-33		
1CI-45-B20	M45X2	G1.1/4"	35	20	35.5	82	37	59	50	60	50	720B-20I	O38.5X3.0	ZHD-42		
1CI-52-B24	M52X2	G1.1/2"	42	22	40.5	93	41.5	64	55	70	60	720B-24I	O44.5X3.0	ZHD-48		
1DI-14-B04	M14X1.5	G1/4"	6	12	14.5	33	17.5	32	19	24	17	720B-04I	O11.3X2.4	ZHD-14	63 重系列 S	
1DI-16-B04	M16X1.5	G1/4"	8	12	14.5	33	17.5	32	19	24	19	720B-04I	O11.3X2.4	ZHD-14		
1DI-18-B06	M18X1.5	G3/8"	10	12	16.5	38	21	38	24	30	22	720B-06I	O15.3X2.4	ZHD-18		
1DI-20-B06	M20X1.5	G3/8"	12	12	16.5	38	21	38	24	30	24	720B-06I	O15.3X2.4	ZHD-18		
1DI-22-B08	M22X1.5	G1/2"	14	14	21.5	49	23.5	41	27	32	27	720B-08I	O19.3X2.4	ZHD-22		
1DI-24-B08	M24X1.5	G1/2"	16	14	21.5	49	23	41	27	32	30	720B-08I	O19.3X2.4	ZHD-22		
1DI-30-B12	M30X2	G3/4"	20	16	24	56	27.5	49	36	41	36	720B-12I	O23.5X3.0	ZHD-27	40 重系列 S	
1DI-36-B16	M36X2	G1"	25	18	30.5	71	32.5	57	41	50	46	720B-16I	O29.5X3.0	ZHD-33		
1DI-42-B20	M42X2	G1.1/4"	30	20	35.5	82	38	65	50	60	50	720B-20I	O38.5X3.0	ZHD-42		
1DI-52-B24	M52X2	G1.1/2"	38	22	40.5	93	42.5	73	55	70	60	720B-24I	O44.5X3.0	ZHD-48		

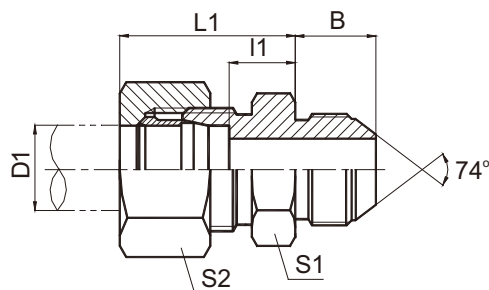
注：如需带卡套及卡套螺母整套订货，则请在代号后加“RN”，如1D1-36-B16RN。

Note: In case if you are interested to order the adapter in complete set with cutting ring and nut, it is necessary to insert suffix "RN" after our part no., for example 1D1-36-B16RN.

美制JIC74°锥密封
JIC 74° CONE SEALING



1CJ/1DJ



1CJ-RN/1DJ-RN

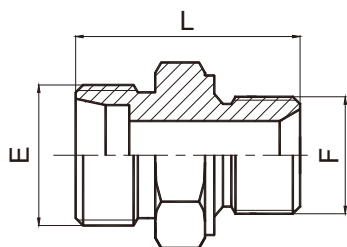
代号 PART NO.	螺纹 THREAD		管子外径 TUBE O.D. D1	尺寸 DIMENSIONS					压力等级 MPa
	E	F		B	l1	L1	S1	S2	
1CJ-10-04LL	M10x1	7/16"X20	6	14	6.5	20	12	12	31.5 轻系列 L
1CJ-12A-04LL	M12x1	7/16"X20	8	14	8.5	22	12	14	
1CJ-12-04	M12x1.5	7/16"X20	6	14	9	24	14	14	
1CJ-14-04	M14x1.5	7/16"X20	8	14	8	23	15	17	
1CJ-14-06	M14x1.5	9/16"X18	8	14.1	8	23	15	17	
1CJ-16-06	M16x1.5	9/16"X18	10	14.1	9	24	17	19	
1CJ-18-06	M18x1.5	9/16"X18	12	14.1	10	25	19	22	
1CJ-18-08	M18x1.5	3/4"X16	12	16.7	10	25	22	22	
1CJ-22-08	M22x1.5	3/4"X16	15	16.7	10.8	26	24	27	
1CJ-22-10	M22x1.5	7/8"X14	15	19.3	11	26	24	27	
1CJ-26-10	M26X1.5	7/8"X14	18	19.3	11.5	28	27	32	
1CJ-26-12	M26X1.5	1.1/16"X12	18	21.9	11.6	28	30	32	
1CJ-30-12	M30x2	1.1/16"X12	22	21.9	13.5	30	32	36	
1CJ-30D-12	M30X1.5	1.1/16"X12	22	21.9	13.5	30	32	36	
1CJ-30D-16	M30X1.5	1.5/16"X12	22	23.1	14.5	31	36	36	
1CJ-36-16	M36x2	1.5/16"X12	28	23.1	14.5	31	41	41	
1CJ-36D-12	M36X1.5	1.1/16"X12	28	21.9	14.5	31	41	41	
1CJ-36D-16	M36X1.5	1.5/16"X12	28	23.1	14.5	31	41	41	
1CJ-45-20	M45X2	1.5/8"X12	35	24.3	14.5	36	46	50	
1CJ-45D-20	M45X1.5	1.5/8"X12	35	24.3	15.5	37	46	50	
1CJ-52-20	M52X2	1.5/8"X12	42	24.3	16	39	55	60	
1CJ-52-24	M52X2	1.7/8"X12	42	27.5	16	39	55	60	
1DJ-14-04	M14x1.5	7/16"X20	6	14	11	26	14	14	
1DJ-16-04	M16x1.5	7/16"X20	8	14	13	28	17	19	
1DJ-16-06	M16x1.5	9/16"X18	8	14.1	12.9	28	17	34	
1DJ-18-04	M18x1.5	7/16"X20	10	14	12.5	29	19	22	
1DJ-18-06	M18x1.5	9/16"X18	10	14.1	12.5	29	19	22	
1DJ-20-06	M20x1.5	9/16"X18	12	14.1	14.5	31	22	24	
1DJ-20-08	M20x1.5	3/4"X16	12	16.7	14.3	31	22	24	
1DJ-22-08	M22x1.5	3/4"X16	14	16.7	16	34	24	27	
1DJ-24-08	M24x1.5	3/4"X16	16	16.7	15.5	34	27	30	
1DJ-24-10	M24x1.5	7/8"X14	16	19.3	15.5	34	27	30	
1DJ-30-12	M30x2	1.1/16"X12	20	21.9	17.5	39	32	36	
1DJ-36-12	M36x2	1.1/16"X12	25	21.9	19	43	38	46	
1DJ-36-16	M36x2	1.5/16"X12	25	23.1	19	43	38	46	
1DJ-42-20	M42x2	1.5/8"X12	30	24.3	20.5	47	46	50	
1DJ-52-24	M52X2	1.7/8"X12	38	27.5	23	54	55	60	
									63 重系列 S
									40 重系列 S
									31.5重系列S

注：如需带卡套及卡套螺母整套订货，则请在代号后加“RN”，如1DJ-20-18RN。

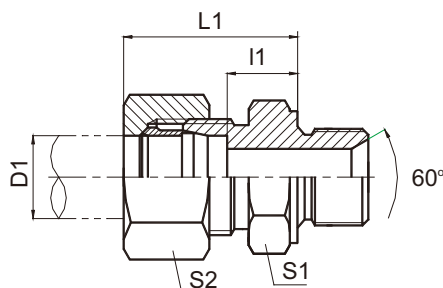
Note: In case if you are interested to order the adapter in complete set with cutting ring and nut ,it is necessary to insert suffix "RN" after our part no., for example 1DJ-20-18RN.

公制螺纹60°锥密封或组合垫密封两用柱端

METRIC THREAD 60° CONE SEALING OR BONDED SEAL STUD ENDS



1CM/1DM



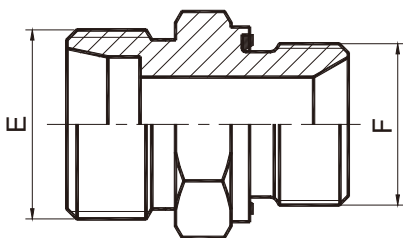
1CM-RN/1DM-RN

代号 PART NO.	螺纹 THREAD		管子外径 TUBE O.D. D1	尺寸 DIMENSIONS					压力等级 MPa
	E	F		B	l1	L1	S1	S2	
1CM-12-10	M12X1.5	M10X1	6	8	8.5	23	14	14	31.5 轻系列 L
1CM-14-12	M14X1.5	M12X1.5	8	12	10	25	17	17	
1CM-14-18	M14X1.5	M18X1.5	8	12	11.5	26	24	17	
1CM-16-14	M16X1.5	M14X1.5	10	12	11	26	19	19	
1CM-16	M16X1.5	M16X1.5	10	12	12	27	22	19	
1CM-16-18	M16X1.5	M18X1.5	10	12	12.5	27	24	19	
1CM-16-22	M16X1.5	M22X1.5	10	14	14	29	27	19	
1CM-18-14	M18X1.5	M14X1.5	12	12	11	26	19	22	
1CM-18-16	M18X1.5	M16X1.5	12	12	12	27	22	22	
1CM-18	M18X1.5	M18X1.5	12	12	12.5	27	24	22	
1CM-18-22	M18X1.5	M22X1.5	12	14	14	29	27	22	
1CM-22-16	M22X1.5	M16X1.5	15	12	13	28	24	27	
1CM-22-18	M22X1.5	M18X1.5	15	12	13.5	29	24	27	
1CM-22	M22X1.5	M22X1.5	15	14	15	30	27	27	
1CM-26-18	M26X1.5	M18X1.5	18	12	14	30	27	32	
1CM-26-22	M26X1.5	M22X1.5	18	14	14.5	31	27	32	
1CM-30-22	M30X2	M22X1.5	22	14	16.5	33	32	36	
1CM-30-26	M30X2	M26X1.5	22	16	16.5	33	32	36	
1CM-30-27	M30X2	M27X2	22	16	18.5	35	32	36	
1CM-36-33	M36X2	M33X2	28	18	17.5	34	41	41	
1CM-45-42	M45X2	M42X2	35	20	17.5	39	50	50	
1CM-52-48	M52X2	M48X2	42	22	19	42	55	60	
1DM-14-12	M14X1.5	M12X1.5	6	12	13	28	17	17	
1DM-16-14	M16X1.5	M14X1.5	8	12	15	30	19	19	
1DM-18-16	M18X1.5	M16X1.5	10	12	15	31	22	22	
1DM-20-18	M20X1.5	M18X1.5	12	12	17	33	24	24	
1DM-20-22	M20X1.5	M22X1.5	12	14	17.5	34	27	24	
1DM-22-20	M22X1.5	M20X1.5	14	14	19	37	27	27	
1DM-24-18	M24X1.5	M18X1.5	16	12	18	36	27	30	
1DM-24-22	M24X1.5	M22X1.5	16	14	18.5	37	27	30	
1DM-30-27	M30X2	M27X2	20	16	20.5	42	32	36	
1DM-36-33	M36X2	M33X2	25	18	23	47	41	46	
1DM-42	M42X2	M42X2	30	20	23.5	50	50	50	
1DM-52-48	M52X2	M48X2	38	22	57	55	60	60	
									25 重系列S

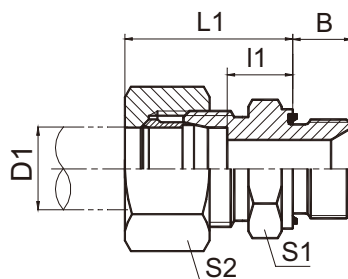
注：如需带卡套及卡套螺母整套订货，则请在代号后加“RN”，如 1DM-20-18RN。

Note: In case if you are interested to order the adapter in complete set with cutting ring and nut ,it is necessary to insert suffix "RN" after our part no., for example 1DM-20-18RN.

公制螺纹胶垫密封柱端
METRIC THREAD WITH CAPTIVE SEAL



1CM-WD/1DM-WD



1CM-WD/RN
1DM-WD/RN

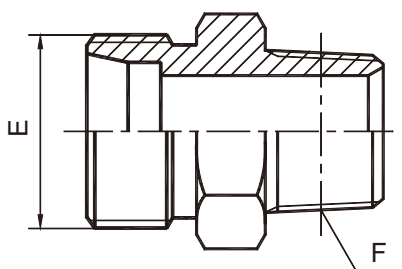
代号 PART NO.	螺纹 THREAD		管子外径 TUBE O.D. D1	尺寸 DIMENSIONS					压力等级 MPa
	E	F		B	I1	L1	S1	S2	
1CM-12-10WD	M12X1.5	M10X1	6	8	8.5	23	14	14	31.5 轻系列
1CM-14-12WD	M14X1.5	M12X1.5	8	12	10	25	17	17	
1CM-16-12WD	M16X1.5	M12X1.5	10	12	11	25	17	19	
1CM-16-14WD	M16X1.5	M14X1.5	10	12	11	26	19	19	
1CM-16-18WD	M16X1.5	M18X1.5	10	12	12.5	27	24	19	
1CM-18-16WD	M18X1.5	M16X1.5	12	12	12.5	27	22	22	
1CM-18WD	M18X1.5	M18X1.5	12	12	12.5	27	24	22	
1CM-18-22WD	M18X1.5	M22X1.5	12	14	14	29	27	22	
1CM-22-18WD	M22X1.5	M18X1.5	15	12	13.5	29	24	27	
1CM-22WD	M22X1.5	M22X1.5	15	14	15	30	27	27	
1CM-26-22WD	M26X1.5	M22X1.5	18	14	14.5	31	27	32	
1CM-30-26WD	M30X2	M26X1.5	22	16	16.5	33	32	36	
1CM-30-27WD	M30X2	M27X2	22	16	16.5	33	32	36	
1CM-36-33WD	M36X2	M33X2	28	18	17.5	34	41	41	
1CM-45-42WD	M45X2	M42X2	35	20	17.5	39	50	50	
1CM-52-48WD	M52X2	M48X2	42	22	19	42	55	60	
1DM-14-12WD	M14X1.5	M12X1.5	6	12	13	28	17	17	
1DM-16-14WD	M16X1.5	M14X1.5	8	12	15	30	19	19	
1DM-18-16WD	M18X1.5	M16X1.5	10	12	15	31	22	22	
1DM-20-18WD	M20X1.5	M18X1.5	12	12	17	33	24	24	
1DM-22-20WD	M22X1.5	M20X1.5	14	14	19	37	27	27	
1DM-24-22WD	M24X1.5	M22X1.5	16	14	18.5	37	27	30	
1DM-30-27WD	M30X2	M27X2	20	16	20.5	42	32	36	
1DM-36-33WD	M36X2	M33X2	25	18	23	47	41	46	
1DM-42WD	M42X2	M42X2	30	20	23.5	50	50	50	
1DM-52-48WD	M52X2	M48X2	38	22	26	57	55	60	
									31.5重系列S

注：如需带卡套及卡套螺母整套订货，则请在代号后加“RN”，如1DM-20-18WD/RN。

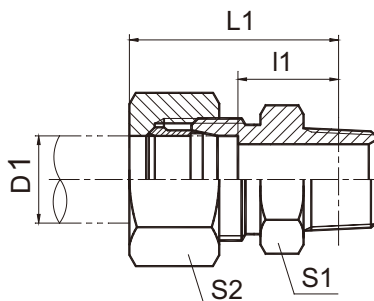
Note: In case if you are interested to order the adapter in complete set with cutting ring and nut ,it is necessary to insert suffix "RN" after our part no., for example 1DM-20-18WD/RN.

A

布锥管外螺纹
NPT MALE



1CN/1DN



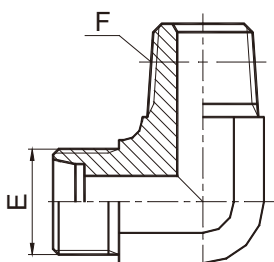
1CN-RN/1DN-RN

代号 PART NO.	螺纹 THREAD		管子外径 TUBE O.D. D1	尺寸 DIMENSIONS				压力等级 MPa
	E	F		l1	L1	S1	S2	
1CN-08-02	M8X1	Z1/8"X27	4	14.4	24.4	11	10	10 特轻系列 LL
1CN-10-02LL	M10X1	Z1/8"X27	6	12.9	24.4	11	12	
1CN-12-02LL	M12X1	Z1/8"X27	8	13.9	25.4	12	14	
1CN-12-02	M12X1.5	Z1/8"X27	6	13.4	28.4	12	14	25 轻系列 L
1CN-12-04	M12X1.5	Z1/4"X18	6	17.2	32.2	17	14	
1CN-14-04	M14X1.5	Z1/4"X18	8	17.2	32.2	14	17	
1CN-16-04	M16X1.5	Z1/4"X18	10	18.2	33.2	17	19	
1CN-16-06	M16X1.5	Z3/8"X18	10	19.9	53.0	19	19	
1CN-18-04	M18X1.5	Z1/4"X18	12	19.2	34.2	19	22	
1CN-18-06	M18X1.5	Z3/8"X18	12	19.9	34.9	19	22	
1CN-18-08	M18X1.5	Z1/2"X14	12	21.4	36.4	22	22	
1CN-22-08	M22X1.5	Z1/2"X14	15	22.4	37.4	24	27	
1CN-22-20	M22X1.5	Z1.1/4"X11.5	15	29.8	37.4	46	27	
1CN-26-08	M26X1.5	Z1/2"X14	18	22.9	39.4	27	32	16 轻系列 L
1CN-26-12	M26X1.5	Z3/4"X14	18	22.4	38.9	30	32	
1CN-30-08	M30X2	Z1/2"X14	22	24.4	40.5	32	36	
1CN-30-12	M30X2	Z3/4"X14	22	24.4	40.9	32	36	
1CN-36-16	M36X2	Z1"X11.5	28	29.8	46.3	41	41	
1CN-36-20	M36X2	Z1.1/4"X11.5	28	31.3	46.3	46	41	
1CN-45-20	M45X2	Z1.1/4"X11.5	35	30.3	51.8	46	50	
1CN-52-20	M52X2	Z1.1/4"X11.5	42	31.8	55.8	55	60	
1CN-52-24	M52X2	Z1.1/2"X11.5	42	32.8	55.8	55	60	
1DN-14-04	M14X1.5	Z1/4"X18	6	22.2	37.2	17	17	40 重系列 S
1DN-16-04	M16X1.5	Z1/4"X18	8	22.2	37.2	17	19	
1DN-18-04	M18X1.5	Z1/4"X18	10	21.7	38.2	19	22	
1DN-18-06	M18X1.5	Z3/8"X18	10	22.4	38.9	19	22	
1DN-20-04	M20X1.5	Z1/4"X18	12	23.7	40.2	22	24	
1DN-20-06	M20X1.5	Z3/8"X18	12	24.4	40.9	22	24	
1DN-20-08	M20X1.5	Z1/2"X14	12	25.9	42.4	22	24	
1DN-22-08	M22X1.5	Z1/2"X14	14	27.4	45.4	24	27	
1DN-24-08	M24X1.5	Z1/2"X14	16	26.9	45.4	27	30	
1DN-30-12	M30X2	Z3/4"X14	20	28.4	49.9	32	36	
1DN-36-12	M36X2	Z3/4"X14	25	30.9	34.0	41	46	25 重系列 S
1DN-36-16	M36X2	Z1"X11.5	25	35.3	59.3	41	46	
1DN-42-16	M42X2	Z1"X11.5	25	35.8	59.3	46	46	
1DN-42-20	M42X2	Z1.1/4"X11.5	30	36.3	62.8	46	50	
1DN-52-24	M52X2	Z1.1/2"X11.5	38	39.8	70.8	55	60	

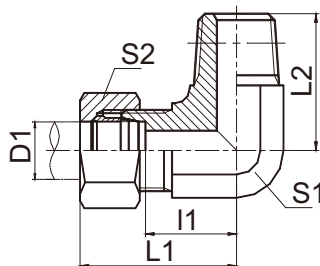
注：如需带卡套及卡套螺母整套订货，则请在代号后加“RN”，如10N-30-12RN。

Note: In case if you are interested to order the adapter in complete set with cutting ring and nut, it is necessary to insert suffix "RN" after our part no., for example 10N-30-12RN.

90°弯布锥管外螺纹
90° ELBOW NPT MALE



1CN9/1DN9



1CN9-RN/1DN9-RN

代号 PART NO.	螺纹 THREAD		管子外径 TUBE O.D. D1	尺寸 DIMENSIONS					压力等级 MPa
	E	F		l1	L1	L2	S1	S2	
1CN9-12-02	M12X1.5	Z1/8"X27	6	13	28	21	11	14	25 轻系列 L
1CN9-12-04	M12X1.5	Z1/4"X18	6	15.5	30.5	25.5	14	14	
1CN9-14-04	M14X1.5	Z1/4"X18	8	15.5	30.5	25.5	14	17	
1CN9-16-06	M16X1.5	Z3/8"X18	10	17.5	32.5	29.5	16	19	
1CN9-18-04	M18X1.5	Z1/4"X18	12	19	34	28	19	22	
1CN9-18-06	M18X1.5	Z3/8"X18	12	19	34	31	19	22	
1CN9-18-08	M18X1.5	Z1/2"X14	12	21	36	36.7	22	22	
1CN9-22-06	M22X1.5	Z3/8"X18	15	22	37	32.5	22	27	
1CN9-22-08	M22X1.5	Z1/2"X14	15	22	37	36.7	22	27	
1CN9-26-08	M26X1.5	Z1/2"X14	18	25.5	42	40	27	32	16 轻系列 L
1CN9-26-12	M26X1.5	Z3/4"X14	18	25.5	42	44	27	32	
1CN9-30-12	M30X2	Z3/4"X14	22	29.3	45.8	45	30	36	
1CN9-30-16	M30X2	Z1"X11.5	22	32		50	33	36	
1CN9-36-16	M36X2	Z1"X11.5	28	33.3	49.8	51.5	36	41	
1CN9-45-20	M45X2	Z1.1/4"X11.5	35	39.2	60.7	63	48	50	
1CN9-52-24	M52X2	Z1.1/2"X11.5	42	44.8	67.8	65	55	60	
1DN9-14-04	M14X1.5	Z1/4"X18	6	17.5	32.5	25.5	14	17	40 重系列 S
1DN9-16-04	M16X1.5	Z1/4"X18	8	18.5	33.7	26.5	16	19	
1DN9-18-06	M18X1.5	Z3/8"X18	10	19.5	36	31	19	22	
1DN9-20-04	M20X1.5	Z1/4"X18	12	19.5	36	28	19	24	
1DN9-20-06	M20X1.5	Z3/8"X18	12	19.5	36	31	19	24	
1DN9-22-06	M22X1.5	Z3/8"X18	14	23	41	32.5	22	27	
1DN9-22-08	M22X1.5	Z1/2"X14	14	23	41	36.7	22	27	
1DN9-24-06	M24X1.5	Z3/8"X18	16	24	42.5	33.5	24	30	
1DN9-24-08	M24X1.5	Z1/2"X14	16	24	42.5	37.5	24	30	
1DN9-30-08	M30X2	Z1/2"X14	20	28	49.8	41	30	36	25 重系列 S
1DN9-30-12	M30X2	Z3/4"X14	20	28	49.8	45	30	36	
1DN9-36-12	M36X2	Z3/4"X14	25	32.8	56.8	49	36	46	
1DN9-36-16	M36X2	Z1"X11.5	25	32.8	56.8	51.5	36	46	
1DN9-42-16	M42X2	Z1"X11.5	30	36.2	62.7	54.5	41	50	
1DN9-42-20	M42X2	Z1.1/4"X11.5	30	36.2	62.7	54.5	41	50	
1DN9-52-20	M52X2	Z1.1/4"X11.5	38	45.8	76.8	65	55	60	
1DN9-52-24	M52X2	Z1.1/2"X11.5	38	45.8	76.8	65	55	60	

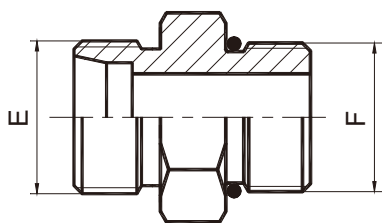
注：如需带卡套及卡套螺母整套订货，则请在代号后加“RN”，如1CN9-30-12RN。

Note: In case if you are interested to order the adapter in complete set with cutting ring and nut ,it is necessary to insert suffix "RN" after our part no., for example 1CN9-30-12RN.

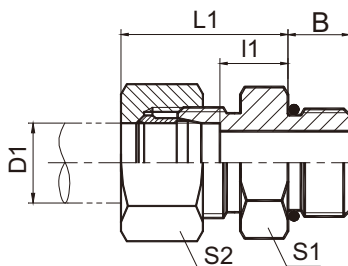
A

美制螺纹O形圈密封柱端

UN、UNF THREAD STUD ENDSWITH O-RING SEALING



1CO/1DO



1CO-RN/1DO-RN

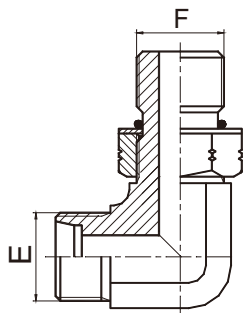
代号 PART NO.	螺纹 THREAD		管子外径 TUBE O.D. D1	尺寸 DIMENSIONS					压力等级 MPa
	E	F		B	I1	L1	S1	S2	
1CO-14-04	M14X1.5	7/16"X20	8	9	10	25	17	17	31.5 轻系列 L
1CO-16-04	M16X1.5	7/16"X20	10	9	11	26	17	19	
1CO-18-06	M18X1.5	9/16"X18	12	10	11	26	19	22	
1CO-18-08	M18X1.5	3/4"X16	12	11	13	28	24	22	
1CO-18-10	M18X1.5	7/8"X14	12	12.7	14.3	29	27	22	
1CO-22-08	M22X1.5	3/4"X16	15	11	14	29	24	27	
1CO-22-10	M22X1.5	7/8"X14	15	12.7	15.3	30	27	27	
1CO-22-12	M22X1.5	1.1/16"X12	15	15.09	11.91	30	32	27	
1CO-26-08	M26X1.5	3/4"X16	18	11	14.5	31	27	32	
1CO-26-10	M26X1.5	7/8"X14	18	12.7	14.8	31	27	32	
1CO-30-08	M30X2	3/4"X16	18	11.13	13.87	33	32	36	16 轻系列 L
1CO-30-10	M30X2	7/8"X14	22	12.7	16.8	33	32	36	
1CO-30-12	M30X2	1.1/16"X12	22	15	16.5	33	32	36	
1CO-30-16	M30X2	1.5/16"X12	22	15	17.5	34	41	36	
1CO-36-12	M36X2	1.1/16"X12	28	15.09	14.41	34	41	41	
1CO-36-16	M36X2	1.5/16"X12	28	15	17.5	34	41	41	
1CO-45-16	M45X2	1.5/16"X12	35	15	17.5	39	46	50	
1CO-45-20	M45X2	1.5/8"X12	35	15.09	16.41	39	50	50	
1CO-52-20	M52X2	1.5/8"X12	42	15.09	15.91	42	55	60	
1DO-16-04	M16X1.5	7/16"X20	8	9	15	30	17	19	
1DO-18-06	M18X1.5	9/16"X18	10	10	14.5	31	19	22	
1DO-20-06	M20X1.5	9/16"X18	12	10	14.5	31	22	24	
1DO-20-08	M20X1.5	3/4"X16	12	11	17.5	34	24	24	
1DO-24-08	M24X1.5	3/4"X16	16	11	15.5	34	24	30	40 重系列 S
1DO-24-10	M24X1.5	7/8"X14	16	12.7	18.8	37	27	30	
1DO-30-08	M30X2	3/4"X16	20	11	20.5	42	32	36	
1DO-30-10	M30X2	7/8"X14	20	12.7	20.8	42	32	36	
1DO-30-12	M30X2	1.1/16"X12	20	15	20.5	42	32	36	
1DO-36-12	M36X2	1.1/16"X12	25	15.09	19.91	47	41	46	
1DO-36-16	M36X2	1.5/16"X12	25	15	23	47	41	46	
1DO-42-16	M42X2	1.5/16"X12	30	15	23.5	50	46	50	
1DO-42-20	M42X2	1.5/8"X12	30	15	23.5	50	50	50	
1DO-52-20	M52X2	1.5/8"X12	38	15.09	22.9	53.9	55	60	

注：如需带卡套及卡套螺母整套订货，则请在代号后加“RN”，如1C9-30RN。

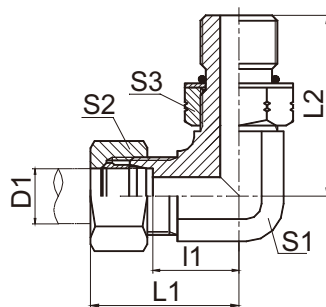
Note: In case if you are interested to order the adapter in complete set with cutting ring and nut ,it is necessary to insert suffix "RN" after our part no., for example 1C9-30RN.

90°弯美制螺纹可调向O形圈密封柱端

90° ELBOW UN、UNF THREAD ADJUSTABLE STUD ENDS WITH O-RING SEALING



1CO9-OG/1DO9-OG



1CO9-OG/RN
1DO9-OG/RN

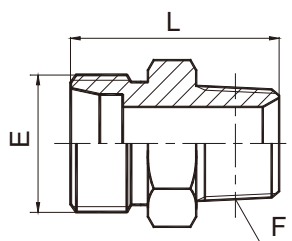
代号 PART NO.	螺纹 THREAD		管子外径 TUBE O.D. D1	尺寸 DIMENSIONS						压力等级 MPa
	E	F		l1	L1	L2	S1	S2	S3	
1CO9-12-04OG	M12X1.5	7/16"X20	6	13	28	27.2	11	14	17	31.5 轻系列 L
1CO9-14-06OG	M14X1.5	9/16"X18	8	15.5	30.5	31.8	14	17	19	
1CO9-16-06OG	M16X1.5	9/16"X18	10	17.5	32.5	33.3	16	19	19	
1CO9-18-08OG	M18X1.5	3/4"X16	12	19	34	37.5	19	22	24	
1CO9-22-10OG	M22X1.5	7/8"X14	15	22	37	44	22	27	27	
1CO9-22-08OG	M22X1.5	3/4"X16	15	22	37	39.5	22	27	24	
1CO9-26-12OG	M26X1.5	1.1/16"X12	18	25.5	42	51	27	32	32	16 轻系列 L
1CO9-30-12OG	M30X2	1.1/16"X12	22	29.3	45.8	53.5	30	36	32	
1CO9-36-12OG	M36X2	1.1/16"X12	28	33.5	47.8	57.5	36	41	41	
1CO9-36-16OG	M36X2	1.5/16"X12	28	33.3	49.8	57.5	36	41	41	
1CO9-45-20OG	M45X2	1.5/8"X12	35	39.2	60.7	63	48	50	50	
1CO9-52-24OG	M52X2	1.7/8"X12	42	44.8	67.8	70.5	55	60	55	
1DO9-14-04OG	M14X1.5	7/16"X20	6	17.5	32.5	30	14	17	17	63 重系列 S
1DO9-16-06OG	M16X1.5	9/16"X18	8	18.7	33.7	33.3	16	19	19	
1DO9-18-06OG	M18X1.5	9/16"X18	10	19.5	36	33.5	19	22	19	
1DO9-18-08OG	M18X1.5	3/4"X16	10	19.5	36	37.5	19	22	24	
1DO9-20-08OG	M20X1.5	3/4"X16	12	19.5	36	37.5	19	24	24	
1DO9-22-10OG	M22X1.5	7/8"X14	14	23	41	44	22	27	27	
1DO9-24-10OG	M24X1.5	7/8"X14	16	24	42.5	46.5	24	30	27	40 重系列 S
1DO9-30-12OG	M30X2	1.1/16"X12	20	28.3	49.8	53.5	30	36	32	
1DO9-36-16OG	M36X2	1.5/16"X12	25	32.8	56.8	57.5	36	46	41	
1DO9-42-20OG	M42X2	1.5/8"X12	30	36.2	62.7	59.5	41	50	50	
1DO9-52-24OG	M52X2	1.7/8"X12	38	45.8	76.8	70.5	55	60	55	
										31.5重系列S

注：如需带卡套及卡套螺母整套订货，则请在代号后加“RN”，如1CO9-30-120G/RN。

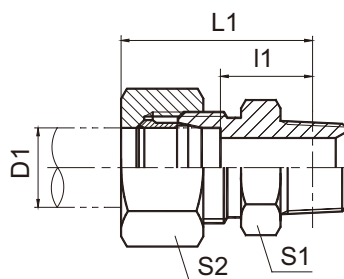
Note: In case if you are interested to order the adapter in complete set with cutting ring and nut, it is necessary to insert suffix "RN" after our part no., for example 1CO9-30-120G/RN.

A

英锥管外螺纹
BSPT MALE



1CT-SP/1DT-SP



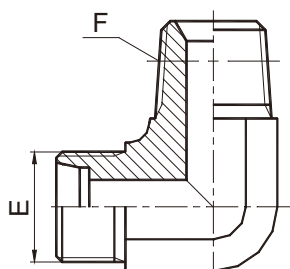
1CT-SP/RN
1DT-SP/RN

代号 PART NO.	螺纹 THREAD		管子外径 TUBE O.D. D	尺寸 DIMENSIONS				压力等级 MPa
	E	F		I1	L1	S1	S2	
1CT-12-02SP	M12x1.5	R1/8"x28	6	13	28	12	14	25 轻系列 L
1CT-12-04SP	M12x1.5	R1/4"x19	8	8		14	14	
1CT-14-04SP	M14x1.5	R1/4"x19	8	16.5	31.5	14	17	
1CT-14-06SP	M14x1.5	R3/8"x19	8	17.6	32.6	19	17	
1CT-16-04SP	M16x1.5	R1/4"x19	10	17.5	32.5	17	19	
1CT-16-06SP	M16x1.5	R3/8"x19	10	18.6	33.6	19	19	
1CT-16-08SP	M16x1.5	R1/2"x14	10	21.8	36.8	22	19	
1CT-16-12SP	M16x1.5	R3/4"x14	10	21.5	36.5	30	19	
1CT-18-04SP	M18x1.5	R1/4"x19	12	18.5	33.5	19	22	
1CT-18-06SP	M18x1.5	R3/8"x19	12	18.6	33.6	19	22	
1CT-18-08SP	M18x1.5	R1/2"x14	12	21.8	36.8	22	22	
1CT-22-08SP	M22x1.5	R1/2"x14	15	22.8	37.8	24	27	
1CT-26-08SP	M26x1.5	R1/2"x14	18	23.3	39.8	27	32	16 轻系列 L
1CT-26-12SP	M26x1.5	R3/4"x14	18	22	38.5	30	32	
1CT-30-12SP	M30x2	R3/4"x14	22	24	40.5	32	36	
1CT-36-16SP	M36x2	R1"x11	28	29.6	46.1	38	41	
1CT-36-20SP	M36x2	R1.1/4"x11	28	29.3	45.8	46	41	
1CT-45-16SP	M45x2	R1"x11	35	29.6	51.1	46	50	
1CT-45-20SP	M45x2	R1.1/4"x11	35	28.3	49.8	46	50	
1CT-52-20SP	M52x2	R1.1/4"x11	42	29.8	52.8	55	60	
1CT-52-24SP	M52x2	R1.1/2"x11	42	29.8	52.8	55	60	
1DT-14-04SP	M14x1.5	R1/4"x19	6	13	36.5	17	17	
1DT-16-04SP	M16x1.5	R1/4"x19	8	21.5	36.5	17	19	
1DT-18-04SP	M18x1.5	R1/4"x19	10	21	37.5	19	22	
1DT-20-04SP	M20x1.5	R1/4"x19	12	23	39.5	22	24	
1DT-20-06SP	M20x1.5	R3/8"x19	12	23.1	39.6	22	24	
1DT-22-06SP	M22x1.5	R3/8"x19	14	24.6	42.6	24	27	
1DT-22-08SP	M22x1.5	R1/2"x14	14	27.8	45.8	24	27	
1DT-24-06SP	M24x1.5	R3/8"x19	16	24.1	42.6	27	30	
1DT-24-08SP	M24x1.5	R1/2"x14	16	27.3	45.8	27	30	
1DT-30-12SP	M30x2	R3/4"x14	20	28	49.5	32	36	
1DT-36-12SP	M36x2	R3/4"x14	25	29.5	53.5	38	46	25 重系列 S
1DT-36-16SP	M36x2	R1"x11	25	34.1	58.1	38	46	
1DT-42-16SP	M42x2	R1"x11	30	35.6	62.1	46	50	
1DT-42-20SP	M42x2	R1.1/4"x11	30	34.3	60.8	46	50	
1DT-52-20SP	M52x2	R1.1/4"x11	38	36.8	67.8	55	60	
1DT-52-24SP	M52x2	R1.1/2"x11	38	36.8	67.8	55	60	

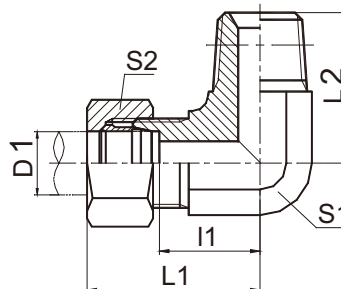
注：如需带卡套及卡套螺母整套订货，则请在代号后加“RN”，如1DT-22-08SP/RN。

Note: In case if you are interested to order the adapter in complete set with cutting ring and nut ,it is necessary to insert suffix "RN" after our part no., for example 1DT-22-08SP/RN.

90°弯英锥管外螺纹
90°ELBOW BSPT MALE



1CT9-SP/1DT9-SP



1CT9-SP/RN
1DT9-SP/RN

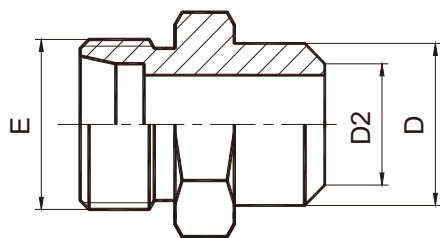
代号 PART NO.	螺纹 THREAD		管子外径 TUBE O.D.	尺寸 DIMENSIONS					压力等级 MPa
	E	F		D1	l1	L1	L2	S1	
1CT9-12-02SP	M12X1.5	R1/8"X28	6	13	28	21	11	14	25 轻系列 L
1CT9-12-04SP	M12X1.5	R1/4"X19	6	15.5	30.5	25.5	14	14	
1CT9-14-02SP	M14X1.5	R1/8"X28	8	15.5	30.5	23.5	14	17	
1CT9-14-04SP	M14X1.5	R1/4"X19	8	15.5	30.5	25.5	14	17	
1CT9-16-04SP	M16X1.5	R1/4"X19	10	17.5	32.5	26.5	16	19	
1CT9-16-06SP	M16X1.5	R3/8"X19	10	17.5	32.5	28.5	16	19	
1CT9-16-08SP	M16X1.5	R1/2"X14	10	21	36	36	22	19	
1CT9-18-04SP	M18X1.5	R1/4"X19	12	21	34	28	19	22	
1CT9-18-06SP	M18X1.5	R3/8"X19	12	19	34	30.5	19	22	
1CT9-18-08SP	M18X1.5	R1/2"X14	12	21	36	36	22	22	
1CT9-22-06SP	M22X1.5	R3/8"X19	15	22	37	32.5	22	27	
1CT9-22-08SP	M22X1.5	R1/2"X14	15	22	37	36	22	27	
1CT9-22-12SP	M22X1.5	R3/4"X14	15	25.5	40.5	43.5	27	27	
1CT9-26-08SP	M26X1.5	R1/2"X14	18	25.5	42	39.5	27	32	
1CT9-26-12SP	M26X1.5	R3/4"X14	18	25.5	42	43.5	27	32	
1CT9-30-12SP	M30X2	R3/4"X14	22	29.5	45.8	45.3	30	36	
1CT9-30-16SP	M30X2	R1"X11	22	31.5	48	50	33	36	
1CT9-36-16SP	M36X2	R1"X11	28	33.3	49.8	52	36	41	
1CT9-36-20SP	M36X2	R1.1/4"X11	28	36.2	52.7	57	41	41	
1CT9-45-20SP	M45X2	R1.1/4"X11	35	39.2	60.7	61	48	50	
1CT9-52-24SP	M52X2	R1.1/2"X11	42	44.8	67.8	68	55	60	
1DT9-14-04SP	M14X1.5	R1/4"X19	6	17.5	32.5	25.5	14	17	
1DT9-16-04SP	M16X1.5	R1/4"X19	8	18.7	33.7	26.5	16	19	
1DT9-18-06SP	M18X1.5	R3/8"X19	10	19.5	36	30.5	19	22	
1DT9-20-04SP	M20X1.5	R1/4"X19	12	19.5	36	28	19	24	
1DT9-20-06SP	M20X1.5	R3/8"X19	12	19.5	36	30.5	19	24	
1DT9-22-06SP	M22X1.5	R3/8"X19	14	23	41	32.5	22	27	
1DT9-22-08SP	M22X1.5	R1/2"X14	14	23	41	36	22	27	
1DT9-24-06SP	M24X1.5	R3/8"X19	16	24	42.5	33.5	24	30	
1DT9-24-08SP	M24X1.5	R1/2"X14	16	24	42.5	37.3	24	30	
1DT9-30-08SP	M30X2	R1/2"X14	20	28.3	49.8	41	30	36	
1DT9-30-12SP	M30X2	R3/4"X14	20	28.3	49.8	45.3	30	36	
1DT9-36-12SP	M36X2	R3/4"X14	25	33.3	57.3	52	36	46	
1DT9-36-16SP	M36X2	R1"X11	25	32.8	56.8	52.5	36	46	
1DT9-42-16SP	M42X2	R1"X11	30	36.2	62.7	56.5	41	50	
1DT9-42-20SP	M42X2	R1.1/4"X11	30	36.2	62.7	57	41	50	
1DT9-52-20SP	M52X2	R1.1/4"X11	38	45.8	76.8	67	55	60	
1DT9-52-24SP	M52X2	R1.1/2"X11	38	45.8	76.8	68	55	60	

注：如需带卡套及卡套螺母整套订货，则请在代号后加“RN”，如1CT9-30-12SP/RN。

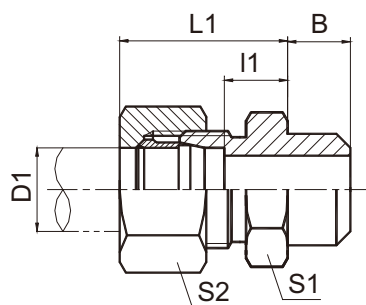
Note: In case if you are interested to order the adapter in complete set with cutting ring and nut ,it is necessary to insert suffix "RN" after our part no., for example 1CT9-30-12SP/RN.

A

焊接接头
WELD FITTINGS



1CW/1DW



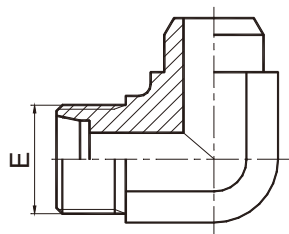
1CW-RN /1DW-RN

代号 PART NO.	螺纹 THREAD	管子外径 TUBE O.D.		尺寸 DIMENSIONS						压力等级 MPa
	E	D1	D2	B	D	I1	L1	S1	S2	
1CW-12-06	M12x1.5	6	6	7	10	7	22	12	14	31.5 轻系列 L
1CW-14-08	M14x1.5	8	8	8	12	8	23	14	17	
1CW-16-10	M16x1.5	10	10	8	14	9	24	17	19	
1CW-18-12	M18x1.5	12	12	8	16	10	25	19	22	
1CW-22-15	M22x1.5	15	15	10	19	11	26	22	27	
1CW-26-18	M26X1.5	18	18	10	22	11.5	28	27	32	
1CW-26-22	M26X1.5	18	22	10	27	13.5	28	27	32	16 轻系列 L
1CW-30-22	M30x2	22	22	12	27	13.5	30	32	36	
1CW-30-25	M30x2	22	25	12	31	13.5	30	32	36	
1CW-36-28	M36x2	28	28	12	32	16.5	33	38	41	
1CW-45-35	M45X2	35	35	14	40	14.5	36	46	50	
1CW-52-42	M52X2	42	42	16	46	16	39	55	60	
1DW-14-06	M14x1.5	6	6	7	11	11	26	14	17	63 重系列 S
1DW-16-08	M16x1.5	8	8	8	13	13	28	17	19	
1DW-18-10	M18x1.5	10	10	8	15	12.5	29	19	22	
1DW-20-12	M20x1.5	12	12	10	17	14.5	31	22	24	
1DW-22-14	M22x1.5	14	14	10	19	16	34	24	27	
1DW-24-16	M24x1.5	16	16	10	21	15.5	34	27	30	
1DW-30-20	M30x2	20	20	12	26	17.5	39	32	36	40 重系列 S
1DW-36-25	M36x2	25	25	12	31	20	44	41	46	
1DW-42-30	M42x2	30	30	14	36	20.5	47	46	50	
1DW-52-38	M52X2	38	38	16	44	23	54	55	60	
										31.5重系列S

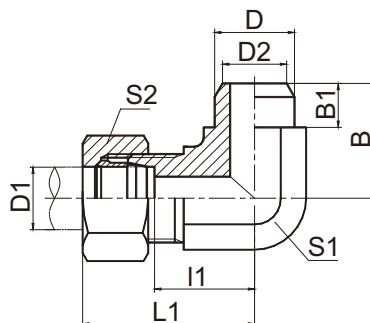
注：如需带卡套及卡套螺母整套订货，则请在代号后加“RN”，如1C9-30RN。

Note: In case if you are interested to order the adapter in complete set with cutting ring and nut ,it is necessary to insert suffix "RN" after our part no., for example 1C9-30RN.

90°焊接接头
90°WELD FITTINGS



1CW9/1DW9



1CW9-RN/1DW9-RN

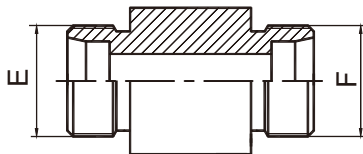
代号 PART NO.	螺纹 THREAD	管子外径 TUBE O.D.		尺寸 DIMENSIONS							压力等级 MPa
	E	D1	D2	B	B1	D	l1	L1	S1	S2	
1CW9-12-06	M12x1.5	6	6	15	7	10	13	28	11	14	31.5 轻系列 L
1CW9-14-08	M14x1.5	8	8	18.5	8	12	15.5	30.5	14	17	
1CW9-16-10	M16x1.5	10	10	19.5	8	14	17.5	32.5	16	19	
1CW9-18-12	M18x1.5	12	12	21	8	16	19	34	19	22	
1CW9-22-15	M22x1.5	15	15	25.5	10	19	22	37	22	27	
1CW9-26-18	M26X1.5	18	18	28	10	22	25.5	42	27	32	
1CW9-26-22	M26X1.5	18	22	28	10	27	25.5	42	27	32	16 轻系列 L
1CW9-30-22	M30x2	22	22	32	12	27	29.3	45.8	30	36	
1CW9-30-25	M30x2	22	25	32	12	31	29.3	45.8	30	36	
1CW9-36-28	M36x2	28	28	35.5	12	32	36	52.8	36	41	
1CW9-45-35	M45X2	35	35	45	14	40	39.2	60.7	48	50	
1CW9-52-42	M52X2	42	42	48.5	16	46	40.5	63.5	50	60	63 重系列 S
1DW9-14-06	M14x1.5	6	6	17.5	7	11	17.5	32.5	14	17	
1DW9-16-08	M16x1.5	8	8	19.5	8	13	18.7	33.7	16	19	
1DW9-18-10	M18x1.5	10	10	21	8	15	19.5	36	19	22	
1DW9-20-12	M20x1.5	12	12	23	10	17	19.5	36	19	24	
1DW9-22-14	M22x1.5	14	14	25.5	10	19	23	41	22	27	40 重系列 S
1DW9-24-16	M24x1.5	16	16	26.5	10	21	24	42.5	24	30	
1DW9-30-20	M30x2	20	20	32	12	26	28	49.5	30	36	
1DW9-36-25	M36x2	25	25	35.5	12	31	32.8	56.8	36	46	
1DW9-42-30	M42x2	30	30	39.5	14	36	36.2	62.7	41	50	
1DW9-52-38	M52X2	38	38	48.5	16	44	41.5	72.5	50	60	31.5重系列S

注：如需带卡套及卡套螺母整套订货，则请在代号后加“RN”，如1DW9-20-12RN。

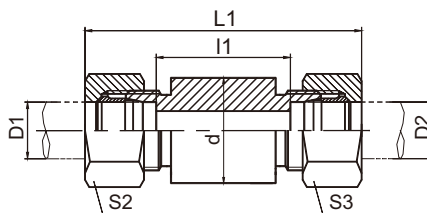
Note: In case if you are interested to order the adapter in complete set with cutting ring and nut ,it is necessary to insert suffix "RN" after our part no., for example 1DW9-20-12RN.

A

过板接头
STRAIGHT BULKHEAD FITTINGS



1C-Y/1D-Y



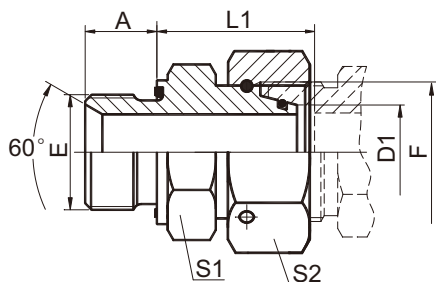
1C-Y/RN
1D-Y/RN

代号 PART NO.	螺纹 THREAD		管子外径 TUBE O.D.		尺寸 DIMENSIONS				压力等级 MPa
	E	F	D1	D2	l1	L1	d	S2,S3	
1C-12Y	M12X1.5	M12X1.5	6	6	56	85	18	14	31.5 轻系列 L
1C-14Y	M14X1.5	M14X1.5	8	8	56	85	20	17	
1C-16Y	M16X1.5	M16X1.5	10	10	58	87	22	19	
1C-18Y	M18X1.5	M18X1.5	12	12	58	87	25	22	
1C-22Y	M22X1.5	M22X1.5	15	15	70	100	28	27	
1C-26Y	M26X1.5	M26X1.5	18	18	69	101	32	32	
1C-30Y	M30X2	M30X2	22	22	73	105	36	36	16 轻系列 L
1C-36Y	M36X2	M36X2	28	28	73	106	40	41	
1C-45Y	M45X2	M45X2	35	35	71	114	50	50	
1C-52Y	M52X2	M52X2	42	42	70	115	60	60	
1D-14Y	M14X1.5	M14X1.5	6	6	60	89	20	17	63 重系列 S
1D-16Y	M16X1.5	M16X1.5	8	8	60	89	22	19	
1D-18Y	M18X1.5	M18X1.5	10	10	59	91	25	22	
1D-20Y	M20X1.5	M20X1.5	12	12	59	91	28	24	
1D-22Y	M22X1.5	M22X1.5	14	14	72	107	30	27	
1D-24Y	M24X1.5	M24X1.5	16	16	71	107	35	30	40 重系列 S
1D-30Y	M30X2	M30X2	20	20	71	114	38	36	
1D-36Y	M36X2	M36X2	25	25	72	120	45	46	
1D-42Y	M42X2	M42X2	30	30	73	126	50	50	
1D-52Y	M52X2	M52X2	38	38	72	133	60	60	
									31.5 重系列S

注：如需带卡套及卡套螺母整套订货，则请在代号后加“RN”，如1CY-30RN。

Note: In case if you are interested to order the adapter in complete set with cutting ring and nut ,it is necessary to insert suffix "RN" after our part no., for example 1CY-30RN.

英管螺纹胶垫密封柱端
BSP THREAD WITH CAPTIVE SEAL

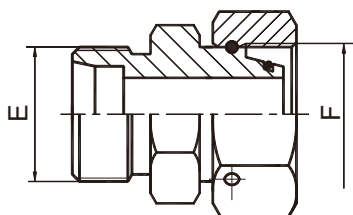


2BC-WD/2BD-WD

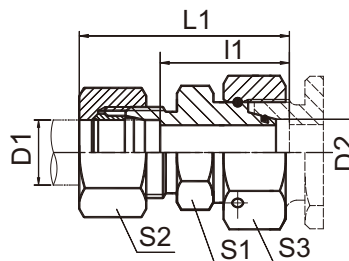
代号 PART NO.	螺 纹 THREAD		管子外径TUBE O.D. D1	尺 寸 DIMENSIONS				压力等级 MPa
	E	F		A	L1	S1	S2	
2BC-02-12WD	G1/8"X28	M12X1.5	6	8	24.5	14	14	31.5 轻系列 L
2BC-04-14WD	G1/4"X19	M14X1.5	8	12	29.5	19	17	
2BC-04-16WD	G1/4"X19	M16X1.5	10	12	27.5	19	19	
2BC-06-18WD	G3/8"X19	M18X1.5	12	12	34	22	22	
2BC-08-22WD	G1/2"X14	M22X1.5	15	14	32	27	27	
2BC-08-26WD	G1/2"X14	M26X1.5	18	14	31.5	27	32	
2BC-12-30WD	G3/4"X14	M30X2	22	16	32.5	32	36	16 轻系列 L
2BC-16-36WD	G1"X11	M36X2	28	18	35	41	41	
2BC-20-45WD	G1.1/4"X11	M45X2	35	20	42.5	50	50	
2BC-24-52WD	G1.1/2"X11	M52X2	42	22	46.5	55	60	
2BD-04-14WD	G1/4"X19	M14X1.5	6	12	27	19	17	63 重系列 S
2BD-04-16WD	G1/4"X19	M16X1.5	8	12	29.5	19	19	
2BD-06-18WD	G3/8"X19	M18X1.5	10	12	32	22	22	
2BD-06-20WD	G3/8"X19	M20X1.5	12	12	34	22	24	
2BD-08-22WD	G1/2"X14	M22X1.5	14	14	36.5	27	27	40 重系列 S
2BD-08-24WD	G1/2"X14	M24X1.5	16	14	37	27	30	
2BD-12-30WD	G3/4"X14	M30X2	20	16	43	32	36	
2BD-16-36WD	G1"X11	M36X2	25	18	48	41	46	
2BD-20-42WD	G1.1/4"X11	M42X2	30	20	51	50	50	
2BD-24-52WD	G1.1/2"X11	M52X2	38	22	60	55	60	
								31.5重系列S

A

外螺纹内螺纹转换接头
REDUCER TUBE ADAPTOR WITH SWIVEL NUT



2C



2C-RN

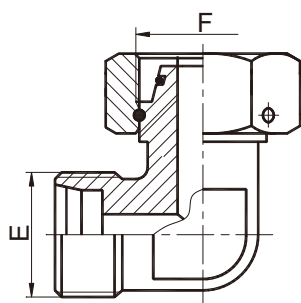
代号 PART NO.	螺纹 THREAD		管子外径 TUBE O.D.		尺寸 DIMENSIONS					压力等级 MPa
	E	F	D1	D2	l1	L1	S1	S2	S3	
2C-12-14	M12X1.5	M14X1.5	6	8	23.5	38	12	14	17	31.5 轻系列 L
2C-12-16	M12X1.5	M16X1.5	6	10	25	40	14	14	19	
2C-14-16	M14X1.5	M16X1.5	8	10	25	40	14	17	19	
2C-12-18	M12X1.5	M18X1.5	6	12	25	40	17	14	22	
2C-14-18	M14X1.5	M18X1.5	8	12	25	40	17	17	22	
2C-16-18	M16X1.5	M18X1.5	10	12	26	41	17	19	22	
2C-12-22	M12X1.5	M22X1.5	6	15	28.5	43	19	14	27	
2C-14-22	M14X1.5	M22X1.5	8	15	28.5	43	19	17	27	
2C-16-22	M16X1.5	M22X1.5	10	15	29.5	44	19	19	27	
2C-18-22	M18X1.5	M22X1.5	12	15	29.5	44	19	22	27	
2C-12-26	M12X1.5	M26X1.5	6	18	28	43	24	14	32	
2C-22-26	M22X1.5	M26X1.5	15	18	30	45	24	27	32	
2C-12-30	M12X1.5	M30X2	6	22	32	47	27	14	36	
2C-14-30	M14X1.5	M30X2	8	22	32	47	27	17	36	
2C-16-30	M16X1.5	M30X2	10	22	33	48	27	19	36	
2C-18-30	M18X1.5	M30X2	12	22	33	48	27	22	36	
2C-22-30	M22X1.5	M30X2	15	22	34	49	27	27	36	
2C-26-30	M26X1.5	M30X2	18	22	33.5	50	27	32	36	
2C-12-36	M12X1.5	M36X2	6	28	34	49	36	14	41	
2C-14-36	M14X1.5	M36X2	8	28	34	49	36	17	41	
2C-16-36	M16X1.5	M36X2	10	28	35	50	36	19	41	
2C-18-36	M18X1.5	M36X2	12	28	35	50	36	22	41	
2C-22-36	M22X1.5	M36X2	15	28	36	51	36	27	41	
2C-26-36	M26X1.5	M36X2	18	28	35.5	52	36	32	41	
2C-30-36	M30X2	M36X2	22	28	37.5	54	36	36	41	
2C-12-45	M12X1.5	M45X2	6	35	37	52	41	14	50	
2C-14-45	M14X1.5	M45X2	8	35	37	52	41	17	50	
2C-16-45	M16X1.5	M45X2	10	35	38	53	41	19	50	
2C-18-45	M18X1.5	M45X2	12	35	38	53	41	22	50	
2C-22-45	M22X1.5	M45X2	15	35	39	54	41	27	50	
2C-26-45	M26X1.5	M45X2	18	35	38.5	55	41	32	50	
2C-30-45	M30X2	M45X2	22	35	40.5	57	41	36	50	
2C-36-45	M36X2	M45X2	28	35	40.5	57	41	41	50	
2C-12-52	M12X1.5	M52X2	6	42	40.5	55	50	14	60	
2C-14-52	M14X1.5	M52X2	8	42	40.5	55	50	17	60	
2C-16-52	M16X1.5	M52X2	10	42	41.5	56	50	19	60	
2C-18-52	M18X1.5	M52X2	12	42	41.5	56	50	22	60	
2C-22-52	M22X1.5	M52X2	15	42	42.5	58	50	27	60	
2C-26-52	M26X1.5	M52X2	18	42	42	58	50	32	60	
2C-30-52	M30X2	M52X2	22	42	44	60	50	36	60	
2C-36-52	M36X2	M52X2	28	42	44	61	50	41	60	
2C-45-52	M45X2	M52X2	35	42	43	65	50	50	60	

注：如需带卡套及卡套螺母整套订货，则请在代号后加“RN”，如2C-30-52RN。

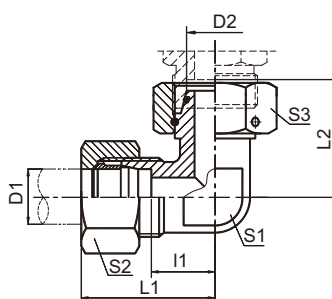
Note: In case if you are interested to order the adaptor in complete set with cutting ring and nut ,it is necessary to insert suffix "RN" after our part no., for example 2C-30-52RN.

外螺纹内螺纹转换接头 90° 弯

REDUCER TUBE ADAPTOR WITH SWIVEL NUT 90° ELBOW



2C9/2D9



2C9-RN/2D9-RN

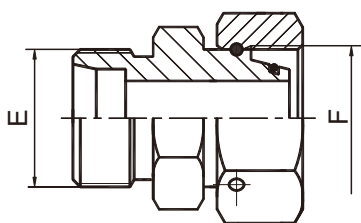
代号 PART NO.	螺纹 THREAD		管子外径 TUBE O.D.		尺寸 DIMENSIONS						压力等级 MPa
	E	F	D1	D2	l1	L1	L2	S1	S2	S3	
2C9-12	M12X1.5	M12X1.5	6	6	12	27	26	12	14	14	25 轻系列 L
2C9-14	M14X1.5	M14X1.5	8	8	14	29	27.5	12	17	17	
2C9-16	M16X1.5	M16X1.5	10	10	15	30	29	14	19	19	
2C9-18	M18X1.5	M18X1.5	12	12	17	32	29.5	17	22	22	
2C9-22	M22X1.5	M22X1.5	15	15	21	36	32.5	19	27	27	
2C9-26	M26X1.5	M26X1.5	18	18	23.5	40	35.5	24	32	32	
2C9-30	M30X2	M30X2	22	22	27.5	44	38.5	27	36	36	16 轻系列L
2C9-36	M36X2	M36X2	28	28	30.5	47	41.5	36	41	41	
2C9-45	M45X2	M45X2	35	35	34.5	56	51	41	50	50	
2C9-52	M52X2	M52X2	42	42	40	63	56	50	60	60	
2D9-14	M14X1.5	M14X1.5	6	6	16	31	27	12	17	17	63 重系列 S
2D9-16	M16X1.5	M16X1.5	8	8	17	32	27.5	14	19	19	
2D9-18	M18X1.5	M18X1.5	10	10	17.5	34	30	17	22	22	
2D9-20	M20X1.5	M20X1.5	12	12	21.5	38	31	17	24	24	
2D9-22	M22X1.5	M22X1.5	14	14	22	40	35	19	27	27	
2D9-24	M24X1.5	M24X1.5	16	16	24.5	43	36.5	24	30	30	
2D9-30	M30X2	M30X2	20	20	26.5	48	44.5	27	36	36	40 重系列 S
2D9-36	M36X2	M36X2	25	25	30	54	50	36	46	46	
2D9-42	M42X2	M42X2	30	30	35.5	62	55	41	50	50	
2D9-52	M52X2	M52X2	38	38	41	72	63	50	60	60	
											31.5重系列S

注：如需带卡套及卡套螺母整套订货，则请在代号后加“RN”，如2C9-30RN。

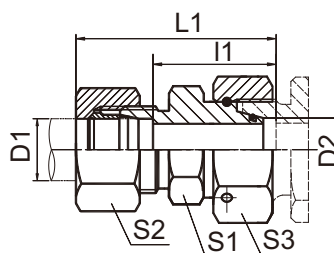
Note: In case if you are interested to order the adaptor in complete set with cutting ring and nut ,it is necessary to insert suffix "RN" after our part no., for example 2C9-30RN.

A

外螺纹内螺纹转换接头
REDUCER TUBE ADAPTOR WITH SWIVEL NUT



2D



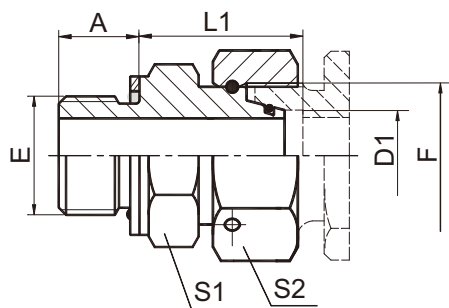
2D-RN

代号 PART NO.	螺纹 THREAD		管子外径 TUBE O.D.		尺寸 DIMENSIONS					压力等级 MPa
	E	F	D1	D2	l1	L1	S1	S2	S3	
2D-14-16	M14X1.5	M16X1.5	6	8	27	42	14	17	19	63 重系列 S
2D-14-18	M14X1.5	M18X1.5	6	10	27.5	42	17	17	22	
2D-16-18	M16X1.5	M18X1.5	8	10	27.5	42	17	19	22	
2D-14-20	M14X1.5	M20X1.5	6	12	29	44	17	17	24	
2D-16-20	M16X1.5	M20X1.5	8	12	29	44	17	19	24	
2D-18-20	M18X1.5	M20X1.5	10	12	31	46	19	22	24	
2D-14-22	M14X1.5	M22X1.5	6	14	31.5	46	19	17	27	
2D-16-22	M16X1.5	M22X1.5	8	14	31.5	46	19	19	27	
2D-18-22	M18X1.5	M22X1.5	10	14	31	47	19	22	27	
2D-20-22	M20X1.5	M22X1.5	12	14	31	47	22	24	27	
2D-14-24	M14X1.5	M24X1.5	6	16	32	47	22	17	30	
2D-16-24	M16X1.5	M24X1.5	8	16	32	47	22	19	30	
2D-18-24	M18X1.5	M24X1.5	10	16	31.5	48	22	22	30	
2D-20-24	M20X1.5	M24X1.5	12	16	33.5	50	22	24	30	
2D-22-24	M22X1.5	M24X1.5	14	16	33	51	24	27	30	
2D-14-30	M14X1.5	M30X2	6	20	36	51	27	17	36	
2D-16-30	M16X1.5	M30X2	8	20	36	51	27	19	36	
2D-18-30	M18X1.5	M30X2	10	20	35.5	52	27	22	36	
2D-20-30	M20X1.5	M30X2	12	20	35.5	52	27	24	36	
2D-22-30	M22X1.5	M30X2	14	20	37	55	27	27	36	
2D-24-30	M24X1.5	M30X2	16	20	37.5	55	30	30	36	
2D-14-36	M14X1.5	M36X2	6	25	38.5	53	36	17	46	
2D-16-36	M16X1.5	M36X2	8	25	38.5	53	36	19	46	
2D-18-36	M18X1.5	M36X2	10	25	38	54	36	22	46	
2D-20-36	M20X1.5	M36X2	12	25	38	54	36	24	46	
2D-22-36	M22X1.5	M36X2	14	25	39.5	57	36	27	46	
2D-24-36	M24X1.5	M36X2	16	25	39	57	36	30	46	
2D-30-36	M30X2	M36X2	20	25	39	61	36	36	46	
2D-14-42	M14X1.5	M42X2	6	30	44	59	41	17	50	
2D-16-42	M16X1.5	M42X2	8	30	44	59	41	19	50	
2D-18-42	M18X1.5	M42X2	10	30	43.5	60	41	22	50	
2D-20-42	M20X1.5	M42X2	12	30	43.5	60	41	24	50	
2D-22-42	M22X1.5	M42X2	14	30	45	63	41	27	50	
2D-24-42	M24X1.5	M42X2	16	30	44.5	63	41	30	50	
2D-30-42	M30X2	M42X2	20	30	44.5	66	41	36	50	
2D-36-42	M36X2	M42X2	25	30	44	69	41	46	50	
2D-14-52	M14X1.5	M52X2	6	38	47.5	62	50	17	60	
2D-16-52	M16X1.5	M52X2	8	38	47.5	62	50	19	60	
2D-18-52	M18X1.5	M52X2	10	38	47	63	50	22	60	
2D-20-52	M20X1.5	M52X2	12	38	47	63	50	24	60	
2D-22-52	M22X1.5	M52X2	14	38	48.5	66	50	27	60	
2D-24-52	M24X1.5	M52X2	16	38	48	66	50	30	60	
2D-30-52	M30X2	M52X2	20	38	48	70	50	36	60	
2D-36-52	M36X2	M52X2	25	38	48.5	73	50	46	60	
2D-42-52	M42X2	M52X2	30	38	49	76	50	50	60	

注：如需带卡套及卡套螺母整套订货，则请在代号后加“RN”，如2D-30-52RN。

Note: In case if you are interested to order the adapter in complete set with cutting ring and nut, it is necessary to insert suffix "RN" after our part no., for example 2D-30-52RN.

英管螺纹 O 形圈密封柱端
BSP THREAD STUD ENDS WITH O-RING SEALING



2GC/2GD

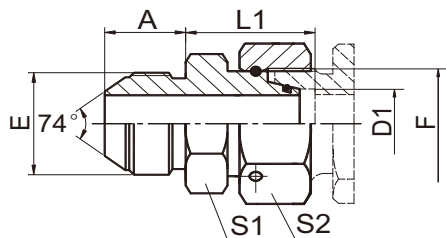
代号 PART NO.	螺纹 THREAD		管子外径 TUBE O.D. D1	尺寸 DIMENSIONS				压力等级 MPa
	E	F		A	L1	S1	S2	
2GC-02-12	G1/8"X28	M12X1.5	6	9.5	20.5	14	14	31.5 轻系列 L
2GC-04-14	G1/4"X19	M14X1.5	8	10	23.5	19	17	
2GC-04-16	G1/4"X19	M16X1.5	10	10	24	19	19	
2GC-06-18	G3/8"X19	M18X1.5	12	11.5	25.5	22	22	
2GC-08-22	G1/2"X14	M22X1.5	15	14	28.5	27	27	
2GC-08-26	G1/2"X14	M26X1.5	18	14	29	27	32	
2GC-12-30	G3/4"X14	M30X2	22	15.5	32	32	36	16 轻系列 L
2GC-16-36	G1"X11	M36X2	28	18	35	41	41	
2GC-20-45	G1.1/4"X11	M45X2	35	20	38	50	50	
2GC-24-52	G1.1/2"X11	M52X2	42	21.5	41.5	55	60	
2GD-04-14	G1/4"X19	M14X1.5	6	10	23	19	17	63 重系列 S
2GD-04-16	G1/4"X19	M16X1.5	8	10	26	19	19	
2GD-06-18	G3/8"X19	M18X1.5	10	11.5	25	22	22	
2GD-06-20	G3/8"X19	M20X1.5	12	11.5	28.5	22	24	
2GD-08-22	G1/2"X14	M22X1.5	14	14	31.5	27	27	40 重系列 S
2GD-08-24	G1/2"X14	M24X1.5	16	14	30	27	30	
2GD-12-30	G3/4"X14	M30X2	20	15.5	36	32	36	
2GD-16-36	G1"X11	M36X2	25	18	38.5	41	46	
2GD-20-42	G1.1/4"X11	M42X2	30	20	42	50	50	
2GD-24-52	G1.1/2"X11	M52X2	38	21.5	47.5	55	60	
								31.5重系列S

注：如需带卡套及卡套螺母整套订货，则请在代号后加“RN”，如2C9-30RN。

Note: In case if you are interested to order the adapter in complete set with cutting ring and nut ,it is necessary to insert suffix "RN" after our part no., for example 2C9-30RN.

A

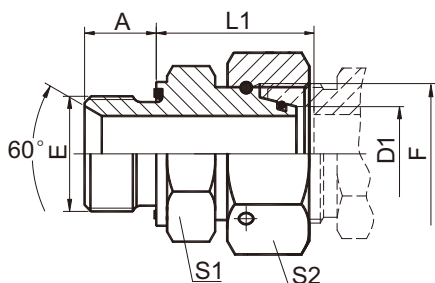
美制JIC 74°锥密封
JIC 74° CONE SEALING



2JC/2JD

代号 PART NO.	螺纹 THREAD		管子外径 TUBE O.D. D1	尺寸 DIMENSIONS				压力等级 MPa	
	E	F		A	L1	S1	S2		
2JC-04-12	7/16"X20	M12x1.5	6	14	23.5	14	17	31.5 轻系列 L	
2JC-04-14	7/16"X20	M14X1.5	8	14	21.5	14	19		
2JC-05-14	1/2"X20	M14X1.5	8	14	21.5	14	19		
2JC-05-16	1/2"X20	M16X1.5	10	14	22	17	22		
2JC-06-14	9/16"X18	M14X1.5	8	14.1	21.5	17	19		
2JC-06-16	9/16"X18	M16X1.5	10	14.1	22	17	22		
2JC-06-18	9/16"X18	M18X1.5	12	14.1	22	17	24		
2JC-08-18	3/4"X16	M18X1.5	12	16.7	23	22	24		
2JC-08-22	3/4"X16	M22X1.5	15	16.7	25.5	22	27		
2JC-10-22	7/8"X14	M22X1.5	15	19.3	25.5	24	27		
2JC-10-26	7/8"X14	M26X1.5	18	19.3	26	27	32		
2JC-12-26	1.1/16"X12	M26X1.5	18	21.9	26	30	32		
2JC-12-30	1.1/16"X12	M30X2	22	21.9	29	30	36	16 轻系列 L	
2JC-12-30D	1.1/16"X12	M30X1.5	22	21.9	29	30	36		
2JC-16-36	1.5/16X12	M36X2	28	23.1	32	36	41		
2JC-16-36D	1.5/16X12	M36X1.5	28	23.1	32	36	41		
2JC-16-45	1.5/16X12	M45X2	35	23.1	39	41	50		
2JC-16-45D	1.5/16X12	M45X1.5	35	23.1	39	41	50		
2JC-20-45	1.5/8"X12	M45X2	35	24.3	39	46	50		
2JC-20-52	1.5/8"X12	M52X2	42	24.3	43	50	60		
2JC-24-52	1.7/8"X12	M52X2	42	27.5	43	50	60		
2JD-04-14	7/16"X20	M14X1.5	6	14	24	14	17		63 重系列 S
2JD-04-16	7/16"X20	M16X1.5	8	14	24.5	17	19		
2JD-04-18	7/16"X20	M18X1.5	10	14	22.5	17	24		
2JD-05-18	1/2"X20	M18X1.5	10	14	22.5	17	24		
2JD-06-16	9/16"X18	M16X1.5	8	14.1	24.5	17	19		
2JD-06-18	9/16"X18	M18X1.5	10	14.1	22.5	17	24		
2JD-06-20	9/16"X18	M20X1.5	12	14.1	24	19	27		
2JD-06-22	9/16"X18	M22X1.5	14	14.1	28.5	22	27		
2JD-08-22	3/4"X16	M22X1.5	14	16.7	28.5	22	27		
2JD-08-24	3/4"X16	M24X1.5	16	16.7	27	24	30		
2JD-10-30	7/8"X14	M30X2	20	19.3	31	30	36	40 重系列 S	
2JD-10-36	7/8"X14	M36X2	25	19.3	34.5	36	46		
2JD-12-30	1.1/16"X12	M30X2	20	21.9	31	30	36		
2JD-12-36	1.1/16"X12	M36X2	25	21.9	34.5	36	46		
2JD-16-42	1.5/16"X12	M42X2	30	23.1	43.5	41	50		
2JD-20-42	1.5/8"X12	M42X2	30	24.3	43	46	50		
2JD-20-52	1.5/8"X12	M52X2	38	24.3	47.5	50	60		
2JD-24-52	1.7/8"X12	M52X2	38	27.5	47	50	60		

公制螺纹胶垫密封柱端
METRIC THREAD WITH CAPTIVE SEAL

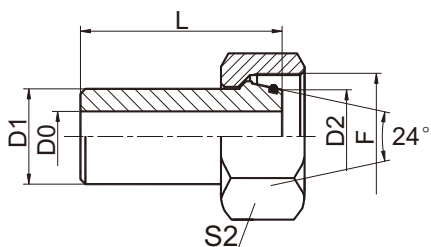


2MC-WD/2MD-WD

代号 PART NO.	螺纹 THREAD		管子外径 TUBE O.D. D1	尺寸 DIMENSIONS				压力等级 MPa
	E	F		A	L1	S1	S2	
2MC-10-12WD	M10X1	M12X1.5	6	8	24.5	14	14	31.5 轻系列 L
2MC-12-14WD	M12X1.5	M14X1.5	8	12	26.5	17	17	
2MC-14-16WD	M14X1.5	M16X1.5	10	12	27.5	19	19	
2MC-16-18WD	M16X1.5	M18X1.5	12	12	30.5	22	22	
2MC-18-22WD	M18X1.5	M22X1.5	15	12	31.5	24	27	
2MC-22-26WD	M22X1.5	M26X1.5	18	14	31.5	27	32	
2MC-26-30WD	M26X1.5	M30X2	22	16	32.5	32	36	16 轻系列 L
2MC-33-36WD	M33X2	M36X2	28	18	35	41	41	
2MC-42-45WD	M42X2	M45X2	35	20	42.5	50	50	
2MC-48-52WD	M48X2	M52X2	42	22	46.5	55	60	
2MD-12-14WD	M12X1.5	M14X1.5	6	12	27	17	17	63 重系列 S
2MD-14-16WD	M14X1.5	M16X1.5	8	12	29.5	19	19	
2MD-16-18WD	M16X1.5	M18X1.5	10	12	32	22	22	
2MD-18-20WD	M18X1.5	M20X1.5	12	12	34	24	24	
2MD-20-22WD	M20X1.5	M22X1.5	14	14	36.5	27	27	
2MD-22-24WD	M22X1.5	M24X1.5	16	14	37	27	30	40 重系列 S
2MD-27-30WD	M27X2	M30X2	20	16	43	32	36	
2MD-33-36WD	M33X2	M36X2	25	18	48	41	46	
2MD-42-42WD	M42X2	M42X2	30	20	51	50	50	
2MD-48-52WD	M48X2	M52X2	38	22	60	55	60	31.5重系列S

A

焊接接头
WELD FITTINGS



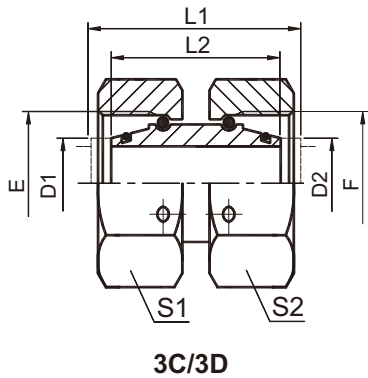
2WC/2WD

代号 PART NO.	螺纹 THREAD	管子尺寸 TUBE SIZE	尺寸 DIMENSIONS				压力等级 MPa
	F	D1xt	L	D0	D2	S2	
2WC-6X1.5	M12X1.5	6X1.5	30	2.5	6	14	25 轻系列L
2WC-8X2.0	M14X1.5	8X2.0	30	4	8	17	
2WC-10X2.0	M16X1.5	10X2.0	31	6	10	19	
2WC-12X2.0	M18X1.5	12X2.0	31	7.5	12	22	
2WC-15X2.0	M22X1.5	15X2.0	35	10	15	27	
2WC-18X2.0	M26X1.5	18X2.0	35	13	18	32	
2WC-22X2.0	M30X2	22X2.0	35	17	22	36	16 轻系列L
2WC-28X2.5	M36X2	28X2.5	41	23	28	41	
2WC-35X3.0	M45X2	35X3.0	48	29	35	50	
2WC-42X3.0	M52X2	42X3.0	50.5	36	42	60	
2WD-6X1.5	M14X1.5	6X1.5	28.5	2.5	6	17	63 重系列S
2WD-8X2.0	M16X1.5	8X2.0	29	4	8	19	
2WD-10X1.0	M18X1.5	10X1.0	32	6.5	10	22	
2WD-10X1.5	M18X1.5	10X1.5	32	6.5	10	22	
2WD-10X2.0	M18X1.5	10X2.0	32	6	10	22	
2WD-12X1.5	M20X1.5	12X1.5	32.5	8	12	27	
2WD-12X2.0	M20X1.5	12X2.0	32.5	8	12	27	
2WD-12X2.5	M20X1.5	12X2.5	32.5	7	12	27	
2WD-16X1.5	M24X1.5	16X1.5	39	13	16	30	40 重系列S
2WD-16X2.0	M24X1.5	16X2.0	39	12	16	30	
2WD-16X2.5	M24X1.5	16X2.5	39	11	16	30	
2WD-16X3.0	M24X1.5	16X3.0	39	10	16	30	
2WD-20X2.0	M30X2	20X2.0	43	15	20	36	
2WD-20X2.5	M30X2	20X2.5	43	15	20	36	
2WD-20X3.0	M30X2	20X3.0	43	14	20	36	
2WD-20X4.0	M30X2	20X4.0	43	12	20	36	
2WD-25X2.5	M36X2	25X2.5	50	20	25	46	
2WD-25X3.0	M36X2	25X3.0	50	19	25	46	
2WD-25X4.0	M36X2	25X4.0	50	17	25	46	
2WD-25X5.0	M36X2	25X5.0	50	15	25	46	
2WD-30X3.0	M42X2	30X3.0	52	24	30	50	25 重系列S
2WD-30X4.0	M42X2	30X4.0	52	22	30	50	
2WD-30X5.0	M42X2	30X5.0	52	20	30	50	
2WD-30X6.0	M42X2	30X6.0	52	18	30	50	
2WD-38X4.0	M52X2	38X4.0	56.5	30	38	60	
2WD-38X5.0	M52X2	38X5.0	56.5	28	38	60	
2WD-38X6.0	M52X2	38X6.0	56.5	26	38	60	
2WD-38X7.0	M52X2	38X7.0	56.5	24	38	60	

内螺纹直通过接头

STRAIGHT TUBE ADAPTERS WITH SWIVEL NUT

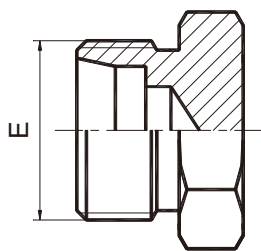
A



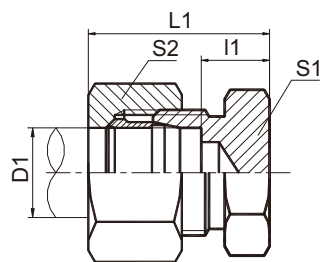
代号 PART NO.	螺 纹 THREAD	管子外径 TUBE O.D.	尺 寸 DIMENSIONS			压力等级 MPa
	E,F		D1,D2	L1	L2	
3C-12	M12X1.5	6	33	32	14	31.5 轻系列 L
3C-14	M14X1.5	8	33	32	17	
3C-16	M16X1.5	10	34	33	19	
3C-18	M18X1.5	12	34	33	22	
3C-22	M22X1.5	15	39	38	27	
3C-26	M26X1.5	18	41	39	32	
3C-30	M30X2	22	44	42	36	16 轻系列 L
3C-36	M36X2	28	48	46	46	
3C-45	M45X2	35	52	48	50	
3C-52	M52X2	42	57	52	60	
3D-14	M14X1.5	6	33	32	17	63 重系列 S
3D-16	M16X1.5	8	34	33	19	
3D-18	M18X1.5	10	35	33	22	
3D-20	M20X1.5	12	38	36	24	
3D-22	M22X1.5	14	41	39	27	
3D-24	M24X1.5	16	42	39	30	40 重系列 S
3D-30	M30X2	20	48	44	36	
3D-36	M36X2	25	53	46	46	
3D-42	M42X2	30	62	52	50	
3D-52	M52X2	38	67	52	60	31.5重系列S

A

堵头
PLUG



4C/4D



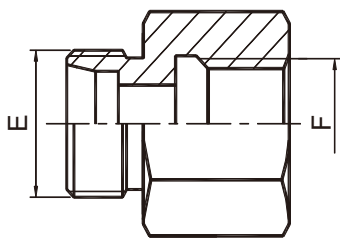
4C-RN/4D-RN

代号 PART NO.	螺纹 THREAD	管子外径 TUBE O.D.	尺寸 DIMENSIONS				压力等级 MPa
	E	D1	l1	L1	S1	S2	
4C-12	M12x1.5	6	7	22	12	14	31.5 轻系列 L
4C-14	M14x1.5	8	8	23	14	17	
4C-16	M16x1.5	10	9	24	17	19	
4C-18	M18x1.5	12	10	25	19	22	
4C-22	M22x1.5	15	11	26	24	27	
4C-26	M26x1.5	18	11.5	28	27	32	
4C-30	M30x2	22	13.5	30	32	36	16 轻系列 L
4C-30D	M30x1.5	22	13.5	30	32	36	
4C-36	M36x2	28	14.5	31	41	41	
4C-36D	M36x1.5	28	14.5	31	41	41	
4C-45	M45x2	35	14.5	36	46	50	
4C-45D	M45x1.5	35	14.5	36	46	50	
4C-52	M52x2	42	16	39	55	60	63 重系列 S
4D-14	M14x1.5	6	11	26	14	17	
4D-16	M16x1.5	8	13	28	17	19	
4D-18	M18x1.5	10	12.5	29	19	22	
4D-20	M20x1.5	12	14.5	31	22	24	
4D-22	M22x1.5	14	16	34	24	27	
4D-24	M24x1.5	16	15.5	34	27	30	40 重系列 S
4D-30	M30x2	20	17.5	39	32	36	
4D-36	M36x2	25	20	44	38	46	
4D-42	M42x2	30	20.5	47	46	50	
4D-52	M52x2	38	23	54	55	60	31.5重系列S

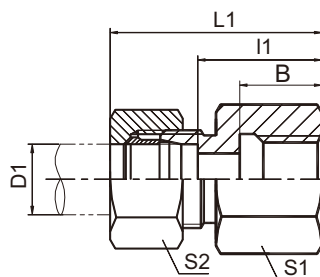
注：如需带卡套及卡套螺母整套订货，则请在代号后加“RN”，如4C-30RN。

Note: In case if you are interested to order the adapter in complete set with cutting ring and nut ,it is necessary to insert suffix "RN" after our part no., for example 4C-30RN.

英管内螺纹柱端接头
BSP FEMALE STUD FITTINGS



5CB/5DB



5CB-RN/5DB-RN

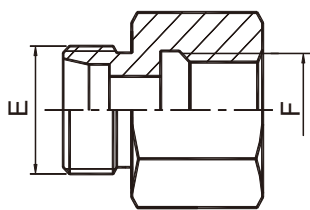
代号 PART NO.	螺纹 THREAD		管子外径 TUBE O.D. D1	尺寸 DIMENSIONS					压力等级 MPa
	E	F		B	l1	L1	S1	S2	
5CB-12-02	M12X1.5	G1/8"X28	6	12	19	34	14	14	31.5 轻系列 L
5CB-12-04	M12X1.5	G1/4"X19	6	16	23	36	19	17	
5CB-14-04	M14X1.5	G1/4"X19	8	17	24	39	19	17	
5CB-14-06	M14X1.5	G3/8"X19	8	17	25	40	24	17	
5CB-14-08	M14X1.5	G1/2"X14	8	20	29	44	27	17	
5CB-16-04	M16X1.5	G1/4"X19	10	17	25	40	19	19	
5CB-16-06	M16X1.5	G3/8"X19	10	17	26	41	24	19	
5CB-16-08	M16X1.5	G1/2"X14	10	20	30	45	27	19	
5CB-18-04	M18X1.5	G1/4"X19	12	17	23	38	19	22	
5CB-18-06	M18X1.5	G3/8"X19	12	17	26	41	24	22	
5CB-18-08	M18X1.5	G1/2"X14	12	20	30	45	27	22	
5CB-22-06	M22X1.5	G3/8"X19	15	17	28	43	24	27	
5CB-22-08	M22X1.5	G1/2"X14	15	20	31	46	27	27	
5CB-26-08	M26X1.5	G1/2"X14	18	20	30.5	47	27	32	
5CB-30-12	M30X2	G3/4"X14	22	22	35.5	52	36	36	16 轻系列 L
5CB-36-16	M36X2	G1"X11	28	24.5	38	55	41	41	
5CB-45-20	M45X2	G1.1/4"X11	35	26.5	41	63	55	50	
5CB-52-24	M52X2	G1.1/2"X11	42	28.5	42.5	65	60	60	
5DB-14-04	M14X1.5	G1/4"X19	6	17	26	41	19	17	63 重系列 S
5DB-16-04	M16X1.5	G1/4"X19	8	17	26	41	19	19	
5DB-18-06	M18X1.5	G3/8"X19	10	17	26.5	43	24	22	
5DB-20-06	M20X1.5	G3/8"X19	12	17	27.5	28	24	24	
5DB-20-08	M20X1.5	G1/2"X14	12	20	30.5	31	24	24	
5DB-22-08	M22X1.5	G1/2"X14	14	20	32	50	30	27	
5DB-24-08	M24X1.5	G1/2"X14	16	20	31.5	50	30	30	40 重系列 S
5DB-30-12	M30X2	G3/4"X14	20	22	34.5	56	36	36	
5DB-36-16	M36X2	G1"X11	25	24.5	37.5	62	41	46	
5DB-42-20	M42X2	G1.1/4"X11	30	26.5	42	69	55	50	
5DB-52-24	M52X2	G1.1/2"X11	38	28.5	43.5	74	60	60	31.5重系列S

注：如需带卡套及卡套螺母整套订货，则请在代号后加“RN”，如 5CB-45-20RN。

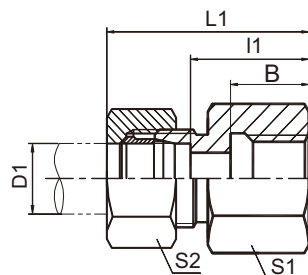
Note: In case if you are interested to order the adapter in complete set with cutting ring and nut ,it is necessary to insert suffix "RN" after our part no., for example 5CB-45-20RN.

A

公制内螺纹柱端接头
METRIC FEMALE STUD FITTINGS



5CM/5DM



5CM-RN/5DM-RN

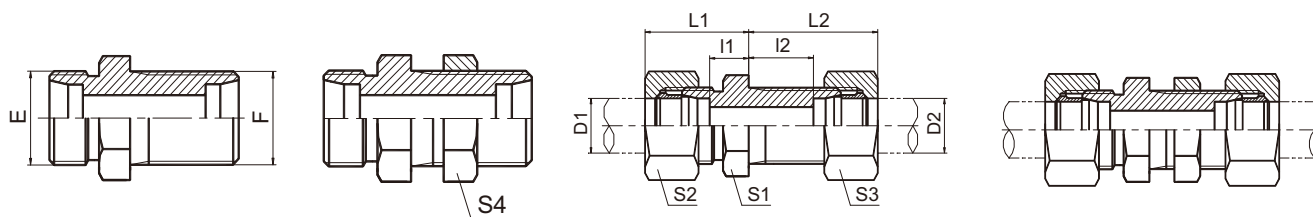
代号 PART NO.	螺纹 THREAD		管子外径 TUBE O.D. D1	尺寸 DIMENSIONS					压力等级 MPa
	E	F		B	l1	L1	S1	S2	
5CM-12-10	M12X1.5	M10X1	6	12.5	19.5	34	14	14	25 轻系列 L
5CM-14-12	M14X1.5	M12X1.5	8	17	24	39	17	17	
5CM-16-14	M16X1.5	M14X1.5	10	17	25	40	19	19	
5CM-18-16	M18X1.5	M16X1.5	12	17	26	41	22	22	
5CM-22-18	M22X1.5	M18X1.5	15	17	28	43	24	27	
5CM-26-22	M26X1.5	M22X1.5	18	19	29.5	46	30	32	16 轻系列 L
5CM-30-26	M30X2	M26X1.5	22	21	34.5	51	32	36	
5CM-36-33	M36X2	M33X2	28	24	37.5	54	41	41	
5CM-45-42	M45X2	M42X2	35	26	40.5	62	55	50	
5CM-52-48	M52X2	M48X2	42	28	42	65	60	60	
5DM-14-12	M14X1.5	M12X1.5	6	17	26	41	17	17	63 重系列 S
5DM-16-14	M16X1.5	M14X1.5	8	17	26	41	19	19	
5DM-18-16	M18X1.5	M16X1.5	10	17	26.5	43	22	22	
5DM-20-18	M20X1.5	M18X1.5	12	17	27.5	44	24	24	
5DM-22-20	M22X1.5	M20X1.5	14	19	31	49	27	27	
5DM-24-22	M24X1.5	M22X1.5	16	19	30.5	49	30	30	40 重系列 S
5DM-30-27	M30X2	M27X2	20	22	34.5	56	36	36	
5DM-36-33	M36X2	M33X2	25	24	37	61	41	46	
5DM-42	M42X2	M42X2	30	26	41.5	68	55	50	
5DM-52-48	M52X2	M48X2	38	28	43	74	60	60	
									25重系列S

注：如需带卡套及卡套螺母整套订货，则请在代号后加“RN”，如5DM-30-27RN。

Note: In case if you are interested to order the adapter in complete set with cutting ring and nut ,it is necessary to insert suffix "RN" after our part no., for example 5DM-30-27RN.

直通过板接头

STRAIGHT BULKHEAD FITTINGS



6C
6D

6C-LN
6D-LN

6C-RN
6D-RN

6C-LN/RN
6D-LN/RN

代号 PART NO.	螺纹 THREAD		管子外径 TUBE O.D.		尺寸 DIMENSIONS							压力等级 MPa
	E	F	D1	D2	I1	I2	L1	L2	S1	S2,S3	S4	
6C-12	M12X1.5	M12X1.5	6	6	7	27	22	42	17	14	17	31.5 轻系列 L
6C-14	M14X1.5	M14X1.5	8	8	8	27	23	42	19	17	19	
6C-16	M16X1.5	M16X1.5	10	10	10	28	25	43	22	19	22	
6C-18	M18X1.5	M18X1.5	12	12	10	29	25	44	24	22	24	
6C-22	M22X1.5	M22X1.5	15	15	12	31	27	46	27	27	30	
6C-26	M26X1.5	M26X1.5	18	18	13.5	32.5	30	49	32	32	36	
6C-30	M30X2	M30X2	22	22	16.5	34.5	33	51	36	36	41	16 轻系列L
6C-36	M36X2	M36X2	28	28	18.5	35.5	35	52	41	41	46	
6C-45	M45X2	M45X2	35	35	18.5	36.5	40	58	50	50	55	
6C-52	M52X2	M52X2	42	42	19	36	42	59	60	60	65	
6D-14	M14X1.5	M14X1.5	6	6	12	29	27	44	19	17	19	63 重系列 S
6D-16	M16X1.5	M16X1.5	8	8	13	29	28	44	22	19	22	
6D-18	M18X1.5	M18X1.5	10	10	14.5	29.5	31	46	24	22	24	
6D-20	M20X1.5	M20X1.5	12	12	14.5	30.5	31	47	27	24	27	
6D-22	M22X1.5	M22X1.5	14	14	17	32	35	50	30	27	30	40 重系列 S
6D-24	M24X1.5	M24X1.5	16	16	16.5	31.5	35	50	32	30	32	
6D-30	M30X2	M30X2	20	20	17.5	33.5	39	55	41	36	41	
6D-36	M36X2	M36X2	25	25	20	35	44	59	46	46	46	
6D-42	M42X2	M42X2	30	30	21.5	37.5	48	64	50	50	50	31.5重系列S
6D-52	M52X2	M52X2	38	38	22	37	53	68	65	60	65	

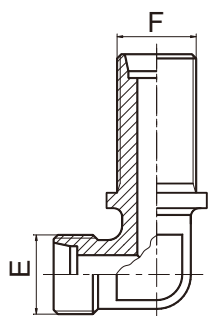
注：如需带锁母订货，则请在代号后加“LN”，如6C-30LN；如需带卡套及卡套螺母订货，在代号后加“RN”，如6C-30RN；如需带锁母、卡套及卡套螺母订货，在代号后加“LN/RN”，如6C-30LN/RN。

Note: In case if you are interested to order the adapter with lock nut, please insert suffix "LN" after our part no. for example 6C-30LN, order the adapter with cutting ring and nut, insert suffix "RN" after part no., for example 6C-30RN, order the adapter with lock nut and cutting ring and nut, insert suffix "LN/RN" after part no., for example 6C-30LN/RN.

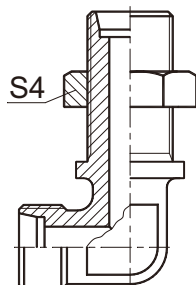
A

90° 弯曲过板接头

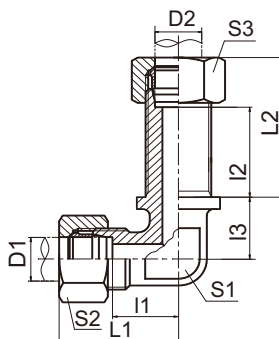
90° ELBOW BULKHEAD FITTINGS



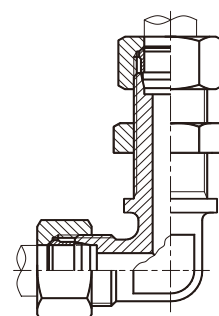
6C9
6D9



6C9-LN
6D9-LN



6C9-RN
6D9-RN



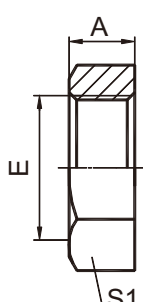
6C9-LN/RN
6D9-LN/RN

代号 PART NO.	螺纹 THREAD		管子外径 TUBE O.D.		尺寸 DIMENSIONS								压力等级 MPa
	E	F	D1	D2	I1	I2	I3	L1	L2	S1	S2,S3	S4	
6C9-12	M12X1.5	M12X1.5	6	6	27	12	14	42	27	12	14	17	31.5 轻系列 L
6C9-14	M14X1.5	M14X1.5	8	8	27	14	17	42	29	12	17	19	
6C9-16	M16X1.5	M16X1.5	10	10	28	15	18	43	30	14	19	22	
6C9-18	M18X1.5	M18X1.5	12	12	29	17	20	44	32	17	22	24	
6C9-22	M22X1.5	M22X1.5	15	15	31	21	23	46	36	19	27	30	
6C9-26	M26X1.5	M26X1.5	18	18	32.5	23.5	24	49	40	24	32	36	
6C9-30	M30X2	M30X2	22	22	34.5	27.5	30	51	44	27	36	41	16 轻系列 L
6C9-36	M36X2	M36X2	28	28	35.5	30.5	34	52	47	36	41	46	
6C9-45	M45X2	M45X2	35	35	36.5	34.5	39	58	56	41	50	55	
6C9-52	M52X2	M52X2	42	42	36	40	43	59	63	50	60	65	63 重系列 S
6D9-14	M14X1.5	M14X1.5	6	6	29	16	17	44	31	12	17	19	
6D9-16	M16X1.5	M16X1.5	8	8	29	17	18	44	32	14	19	22	
6D9-18	M18X1.5	M18X1.5	10	10	29.5	17.5	20	46	34	17	22	24	
6D9-20	M20X1.5	M20X1.5	12	12	30.5	21.5	21	47	38	17	24	27	
6D9-22	M22X1.5	M22X1.5	14	14	32	22	23	50	40	19	27	30	
6D9-24	M24X1.5	M24X1.5	16	16	31.5	24.5	24	50	43	24	30	32	40 重系列 S
6D9-30	M30X2	M30X2	20	20	33.5	26.5	30	55	48	27	36	41	
6D9-36	M36X2	M36X2	25	25	35	30	34	59	54	36	46	46	
6D9-42	M42X2	M42X2	30	30	37.5	35.5	39	64	62	41	50	50	
6D9-52	M52X2	M52X2	38	38	37	41	43	68	72	50	60	65	31.5重系列S

注：如需带锁母订货，请在代号后加“LN”，如6C9-30LN；如需带卡套及卡套螺母订货，在代号后加“RN”，如6C9-30RN；如需带锁母、卡套及卡套螺母订货，在代号后加“LN/RN”，如6C9-30LN/RN。

Note: In case if you are interested to order the adapter with lock nut, please insert suffix "LN" after our part no. for example 6C9-30LN, order the adapter with cutting ring and nut, insert suffix "RN" after part no., for example 6C9-30RN, order the adapter with lock nut and cutting ring and nut, insert suffix "LN/RN" after part no., for example 6C9-30LN/RN.

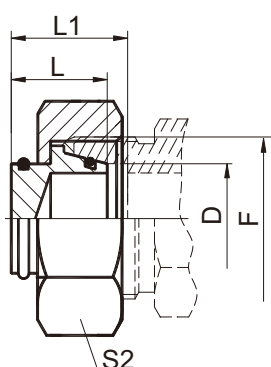
公制螺纹锁母
METRIC LOCK NUT



8C

代号 PART NO.	螺纹 THREAD	尺寸 DIMENSIONS	
	E	A	S1
8C-10	M10X1	6	14
8C-12	M12x1.5	7.5	17
8C-12(M12X1.25)	M12X1.25	7.5	17
8C-14	M14x1.5	7.5	19
8C-16	M16x1.5	7.5	22
8C-16(A8.5)	M16x1.5	8.5	22
8C-18	M18x1.5	7.5	24
8C-20	M20x1.5	8	27
8C-20(S24XA9)	M20x1.5	9	24
8C-20(S30XA9)	M20x1.5	9	30
8C-22	M22x1.5	8	27
8C-22(S30XA9)	M22x1.5	9	30
8C-24	M24x1.5	8	30
8C-26	M26x1.5	8	32
8C-27	M27x1.5	8	32
8C-27A	M27x2	10	32
8C-30	M30x2	10	36
8C-33	M33x2	10	41
8C-33A	M33X1.5	10	41
8C-36	M36x2	10	41
8C-42	M42x2	10	50
8C-45	M45x2	10	55
8C-48	M48x2	10	55
8C-52	M52x2	10	60
8C-60	M60x2	10	65

内螺纹堵头
FEMALE PLUG

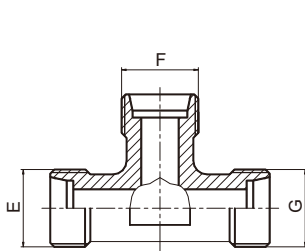


9C/9D

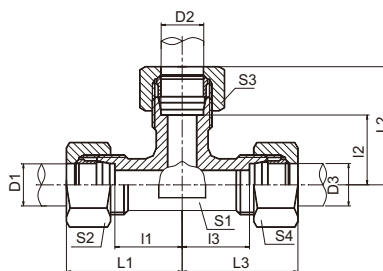
代号 PART NO.	螺纹 THREAD	管子外径 TUBE O.D.	尺寸 DIMENSIONS			压力等级 MPa
	F	D	L	L1	S2	
9C-12	M12X1.5	6	15.5	17.5	14	31.5 轻系列 L
9C-14	M14X1.5	8	15.5	18	17	
9C-16	M16X1.5	10	16.5	18	19	
9C-18	M18X1.5	12	18	19.5	22	
9C-22	M22X1.5	15	19.5	20	27	
9C-26	M26X1.5	18	20	22	32	16 轻系列 L
9C-30	M30X2	22	21.5	22.5	36	
9C-36	M36X2	28	22.5	24.5	41	
9C-45	M45X2	35	25	29	55	
9C-52	M52X2	42	27	31.5	60	63 重系列 S
9D-14	M14X1.5	6	16	18	17	
9D-16	M16X1.5	8	16.5	18.5	19	
9D-18	M18X1.5	10	18	20	22	
9D-20	M20X1.5	12	18.5	20.5	24	
9D-22	M22X1.5	14	19	21.5	27	
9D-24	M24X1.5	16	18.5	21.5	30	40 重系列 S
9D-30	M30X2	20	22.5	25	36	
9D-36	M36X2	25	23.5	28.5	46	
9D-42	M42X2	30	25.5	32	50	
9D-52	M52X2	38	26.5	36	60	
						31.5重系列S

A

三通接头
EQUAL TEES



AC/AD



AC-RN/AD-RN

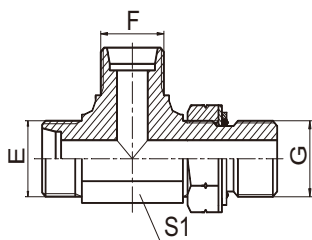
代号 PART NO.	螺纹 THREAD	管子外径 TUBE O.D.	尺寸 DIMENSIONS				压力等级 MPa
	E, F, G	D1, D2, D3	I1, I2, I3	L1, L2, L3	S1	S2, S3, S4	
AC-08	M8X1	4	11	21	9	10	10 特轻系列 LL
AC-10	M10X1	5	9.5	21	9	12	
AC-10LL	M10X1	6	9.5	21	9	12	
AC-12LL	M12X1	8	11.5	23	12	14	
AC-12	M12X1.5	6	12	27	12	14	25 轻系列 L
AC-14	M14X1.5	8	14	29	12	17	
AC-16	M16X1.5	10	15	30	14	19	
AC-18	M18X1.5	12	17	32	17	22	
AC-22	M22X1.5	15	21	36	19	27	
AC-26	M26X1.5	18	23.5	40	24	32	16 轻系列 L
AC-30	M30X2	22	27.5	44	27	36	
AC-36	M36X2	28	30.5	47	36	41	
AC-45	M45X2	35	34.5	56	41	50	
AC-52	M52X2	42	40	63	50	60	63 重系列 S
AD-14	M14X1.5	6	16	31	12	17	
AD-16	M16X1.5	8	17	32	14	19	
AD-18	M18X1.5	10	17.5	34	17	22	
AD-20	M20X1.5	12	21.5	38	17	24	
AD-22	M22X1.5	14	22	40	19	27	40 重系列 S
AD-24	M24X1.5	16	24.5	43	24	30	
AD-30	M30X2	20	26.5	48	27	36	
AD-36	M36X2	25	30	54	36	46	
AD-42	M42X2	30	35.5	62	41	50	
AD-52	M52X2	38	41	72	50	60	31.5重系列S

注：如需带卡套及卡套螺母整套订货，则请在代号后加“RN”，如AC-22RN。

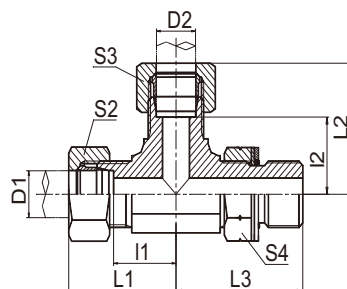
Note: In case if you are interested to order the adapter in complete set with cutting ring and nut, it is necessary to insert suffix "RN" after our part no., for example AC-22RN.

三通右端英管螺纹可调向O形圈密封

BARREL TEE BSP THREAD ADJUSTABLE STUD ENDS WITH O-RING SEALING



ACCG-OG
ADDG-OG



ACCG-OG/RN
ADDG-OG/RN

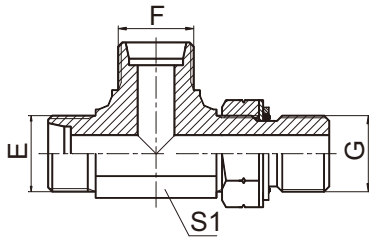
代号 PART NO.	螺纹 THREAD		管子外径 TUBE O.D. D1,D2	尺寸 DIMENSIONS						压力等级 MPa
	E,F	G		I1,I2	L1,L2	L3	S1	S2,S3	S4	
ACCG-12-12-02OG	M12X1.5	G1/8"X28	6	13	28	26.2	11	14	14	31.5 轻系列 L
ACCG-14-14-04OG	M14X1.5	G1/4"X19	8	15.5	30.5	31.3	14	17	19	
ACCG-16-16-04OG	M16X1.5	G1/4"X19	10	17.5	32.5	32.5	16	19	19	
ACCG-18-18-06OG	M18X1.5	G3/8"X19	12	19	34	36.8	19	22	22	
ACCG-22-22-08OG	M22X1.5	G1/2"X14	15	22	37	43.2	22	27	27	
ACCG-26-26-08OG	M26X1.5	G1/2"X14	18	25.5	42	46.5	27	32	27	
ACCG-30-30-12OG	M30X2	G3/4"X14	22	29.3	45.8	52	30	36	32	16 轻系列 L
ACCG-36-36-16OG	M36X2	G1"X11	28	33.3	49.8	56	36	41	41	
ACCG-45-45-20OG	M45X2	G1.1/4"X11	35	39.2	60.7	63	48	50	50	
ADDG-14-14-04OG	M14X1.5	G1/4"X19	6	17.5	32.5	31.3	14	17	19	63 重系列 S
ADDG-16-16-04OG	M16X1.5	G1/4"X19	8	18.7	33.7	32.5	16	19	19	
ADDG-18-18-06OG	M18X1.5	G3/8"X19	10	19.5	36	36.8	19	22	22	
ADDG-20-20-06OG	M20X1.5	G3/8"X19	12	19.5	36	36.8	19	24	22	
ADDG-22-22-08OG	M22X1.5	G1/2"X14	14	23	41	43.2	22	27	27	
ADDG-24-24-08OG	M24X1.5	G1/2"X14	16	24	42.5	44	24	30	27	40 重系列 S
ADDG-30-30-12OG	M30X2	G3/4"X14	20	28.3	49.8	52	30	36	32	
ADDG-36-36-16OG	M36X2	G1"X11	25	32.8	56.8	56	36	46	41	
ADDG-42-42-20OG	M42X2	G1.1/4"X11	30	36.2	62.7	58	41	50	50	

注：如需带卡套及卡套螺母,订货时请在代号后加“RN”,如ACCG-18-18-06OG/RN。

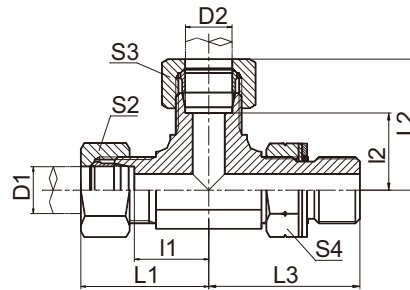
Note: In case if you are interested to order the adapter in complete set with cutting ring and nut ,it is necessary to insert suffix "RN" after our part no., for exampleACCG-18-18-06OG/RN.

三通公制外螺纹24°锥 / 公制外螺纹可调向柱端ISO 6149-2

METRIC MALE 24° CONE / METRIC MALE ADJUSTABLE STUD END ISO 6149-2 RUN TEE



ACCH-OG
ADDH-OG



ACCH-OG/RN
ADDH-OG/RN

代号 PART NO.	螺纹 THREAD		管子外径 D1,D2 TUBE O.D.	O 形 圈 O RING	尺寸 DIMENSIONS						压力等级 MPa
	E,F	G			I1,I2	L1,L2	L3	S1	S2,S3	S4	
ACCH-12-12-10OG	M12X1.5	M10X1	6	O08.1X1.6	13	28	26.5	11	14	14	31.5 轻系列 L
ACCH-14-14-12OG	M14X1.5	M12X1.5	8	O09.3X2.4	15.5	30.5	32	14	17	17	
ACCH-16-16-14OG	M16X1.5	M14X1.5	10	O11.3X2.4	17.5	32.5	34	16	19	19	
ACCH-18-18-16OG	M18X1.5	M16X1.5	12	O13.3X2.4	19	34	36	19	22	22	
ACCH-22-22-18OG	M22X1.5	M18X1.5	15	O15.3X2.4	22	37	39.5	22	27	24	
ACCH-26-26-22OG	M26X1.5	M22X1.5	18	O19.3X2.4	25.5	42	43.5	27	32	27	
ACCH-30-30-27OG	M30X2	M27X2	22	O23.5X3.0	29.3	45.8	50	30	36	32	16 轻系列
ACCH-36-36-33OG	M36X2	M33X2	28	O29.2X3.0	33.3	49.8	54	36	41	41	
ADDH-14-14-12OG	M14X1.5	M12X1.5	6	O09.3X2.4	17.5	32.5	32	14	17	17	63 重系列 S
ADDH-16-16-14OG	M16X1.5	M14X1.5	8	O11.3X2.4	18.7	33.7	34	16	19	19	
ADDH-18-18-16OG	M18X1.5	M16X1.5	10	O13.3X2.4	19.5	36	36	19	22	22	
ADDH-20-20-18OG	M20X1.5	M18X1.5	12	O15.3X2.4	19.5	36	37	19	24	24	
ADDH-24-24-22OG	M24X1.5	M22X1.5	16	O19.3X2.4	24	42	37.5	24	30	27	40 重系列 S
ADDH-30-30-27OG	M30X2	M27X2	20	O23.5X3.0	28.3	49.8	50	30	36	32	
ADDH-36-36-33OG	M36X2	M33X2	25	O29.2X3.0	32.8	56.8	54	36	46	41	
ADDH-42-42-42OG	M42X2	M42X2	30	O38.5X3.0	36.2	62.7	57.2	41	50	50	

注：1 如需带卡套及卡套螺母整套订货，则请在代号后加“RN”，如ACCH-30-30-27OG/RN。

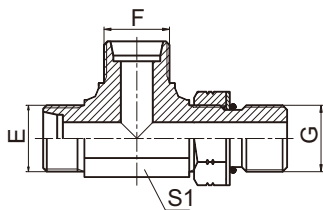
2 G端与ISO 9974-1油口相配，去掉挡圈则与ISO 6149-1油口相配。

Note: 1 In case if you are interested to order the adapter in complete set with cutting ring and nut ,it is necessary to insert suffix "RN" after our part no., for example ACCH-30-30-27OG/RN.

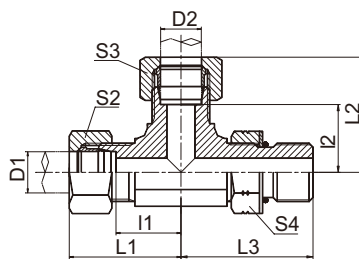
2 G end is connected with ISO 9974-1 port and connected with ISO 6149-1 port without retaining ring.

三通右端美制螺纹可调向O形圈密封

BARREL TEE UN、UNF THREAD ADJUSTABLE STUD ENDS WITH O-RING SEALING



ACCO-OG
ADDO-OG



ACCO-OG/RN
ADDO-OG/RN

代号 PART NO.	螺纹 THREAD		管子外径 TUBE O.D. D1,D2	尺寸 DIMENSIONS						压力等级 MPa
	E,F	G		I1,I2	L1,L2	L3	S1	S2,S3	S4	
ACCO-12-12-04OG	M12X1.5	7/16"X20	6	13	28	27.2	11	14	17	31.5 轻系列 L
ACCO-14-14-06OG	M14X1.5	9/16"X18	8	15.5	30.5	31.8	14	17	19	
ACCO-16-16-06OG	M16X1.5	9/16"X18	10	17.5	32.5	33.3	16	19	19	
ACCO-18-18-08OG	M18X1.5	3/4"X16	12	19	34	37.5	19	22	24	
ACCO-22-22-10OG	M22X1.5	7/8"X14	15	22	37	44	22	27	27	
ACCO-26-26-12OG	M26X1.5	1.1/16"X12	18	25.5	42	51	27	32	32	
ACCO-30-30-12OG	M30X2	1.1/16"X12	22	29.3	45.8	53.5	30	36	32	16 轻系列 L
ACCO-36-36-16OG	M36X2	1.5/16"X12	28	33.3	49.8	57.5	36	41	41	
ACCO-45-45-20OG	M45X2	1.5/8"X12	35	39.2	60.7	63	48	50	50	
ADDO-14-14-04OG	M14X1.5	7/16"X20	6	17.5	32.5	30	14	17	17	63 重系列 S
ADDO-16-16-06OG	M16X1.5	9/16"X18	8	18.7	33.7	33.3	16	19	19	
ADDO-18-18-06OG	M18X1.5	9/16"X18	10	19.5	36	33.5	19	22	19	
ADDO-20-20-08OG	M20X1.5	3/4"X16	12	19.5	36	37.5	19	24	24	
ADDO-22-22-10OG	M22X1.5	7/8"X14	14	23	41	44	22	27	27	
ADDO-24-24-10OG	M24X1.5	7/8"X14	16	24	42.5	46.5	24	30	27	40 重系列 S
ADDO-30-30-12OG	M30X2	1.1/16"X12	20	28.3	49.8	53.5	30	36	32	
ADDO-36-36-16OG	M36X2	1.5/16"X12	25	32.8	56.8	57.5	36	46	41	
ADDO-42-42-20OG	M42X2	1.5/8"X12	30	36.2	62.7	59.5	41	50	50	

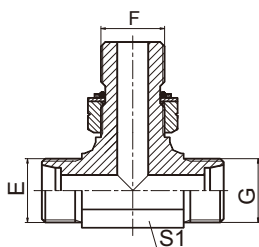
注：如需带卡套及卡套螺母整套订货，则请在代号后加“RN”，如 ACCO-30-30-12OG/RN。

Note: In case if you are interested to order the adapter in complete set with cutting ring and nut ,it is necessary to insert suffix"RN" after our part no., for example ACCO-30-30-12OG/RN.

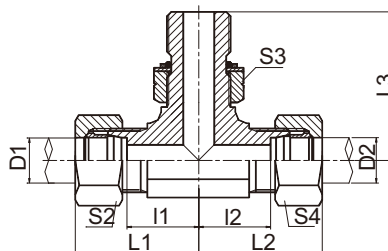
A

三通中间端英管螺纹可调向O形圈密封

BRANCH TEE BSP THREAD ADJUSTABLE STUD ENDS WITH O-RING SEALING



**ACGC-OG
ADGD-OG**



**ACGC-OG/RN
ADGD-OG/RN**

代号 PART NO.	螺纹 THREAD		管子外径 TUBE O.D. D1,D2	尺寸 DIMENSIONS						压力等级 MPa
	E,G	F		I1,I2	L1,L2	L3	S1	S2,S4	S3	
ACGC-12-02-12OG	M12X1.5	G1/8"X28	6	13	28	26.2	11	14	14	31.5 轻系列 L
ACGC-14-04-14OG	M14X1.5	G1/4"X19	8	15.5	30.5	31.3	14	17	19	
ACGC-16-04-16OG	M16X1.5	G1/4"X19	10	17.5	32.5	32.5	16	19	19	
ACGC-18-06-18OG	M18X1.5	G3/8"X19	12	19	34	36.8	19	22	22	
ACGC-22-08-22OG	M22X1.5	G1/2"X14	15	22	37	43.2	22	27	27	
ACGC-26-08-26OG	M26X1.5	G1/2"X14	18	25.5	42	46.5	27	32	27	
ACGC-30-12-30OG	M30X2	G3/4"X14	22	29.3	45.8	52	30	36	32	16 轻系列 L
ACGC-36-16-36OG	M36X2	G1"X11	28	33.3	49.8	56	36	41	41	
ACGC-45-20-45OG	M45X2	G1.1/4"X11	35	39.2	60.7	63	48	50	50	
ADGD-14-04-14OG	M14X1.5	G1/4"X19	6	17.5	32.5	31.3	14	17	19	63 重系列 S
ADGD-16-04-16OG	M16X1.5	G1/4"X19	8	18.7	33.7	32.5	16	19	19	
ADGD-18-06-18OG	M18X1.5	G3/8"X19	10	19.5	36	36.8	19	22	22	
ADGD-20-06-20OG	M20X1.5	G3/8"X19	12	19.5	36	36.8	19	24	22	
ADGD-22-08-22OG	M22X1.5	G1/2"X14	14	23	41	43.2	22	27	27	40 重系列 S
ADGD-24-08-24OG	M24X1.5	G1/2"X14	16	24	42.5	44	24	30	27	
ADGD-30-12-30OG	M30X2	G3/4"X14	20	28.3	49.8	52	30	36	32	
ADGD-36-16-36OG	M36X2	G1"X11	25	32.8	56.8	56	36	46	41	
ADGD-42-20-42OG	M42X2	G1.1/4"X11	30	36.2	62.7	58	41	50	50	

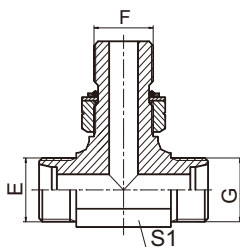
注：如需带卡套及卡套螺母,订货时请在代号后加“RN”,如ACGC-18-06-18OG/RN。

Note: In case if you are interested to order the adapter in complete set with cutting ring and nut ,it is necessary to insert suffix "RN" after our part no., for example ACGC-18-06-18OG/RN.

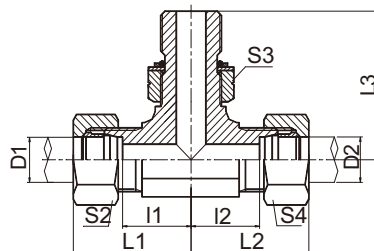
公制外螺纹 24°锥 / 公制外螺纹可调向柱端 ISO 6149 分支三通

METRIC MALE 24° CONE / METRIC MALE ADJUSTABLE STUD END ISO 6149 BRANCH TEE

A



ACHC-OG
ADHD-OG



ACHC-OG/RN
ADHD-OG/RN

代号 PART NO.	螺纹 THREAD		管子外径 D1,D2 TUBE O.D.	O 形圈 O RING	尺寸 DIMENSIONS						压力等级 MPa
	E,G	F			I1,I2	L1,L2	L3	S1	S2,S4	S3	
ACHC-12-10-12OG	M12X1.5	M10X1	6	O08.1X1.6	13	28	26.5	11	14	14	31.5 轻系列 L
ACHC-14-12-14OG	M14X1.5	M12X1.5	8	O09.3X2.4	15.5	30.5	32	14	17	17	
ACHC-16-14-16OG	M16X1.5	M14X1.5	10	O11.3X2.4	17.5	32.5	34	16	19	19	
ACHC-18-16-18OG	M18X1.5	M16X1.5	12	O13.3X2.4	19	34	36	19	22	22	
ACHC-22-18-22OG	M22X1.5	M18X1.5	15	O15.3X2.4	22	37	39.5	22	27	24	
ACHC-26-22-26OG	M26X1.5	M22X1.5	18	O19.3X2.4	25.5	42	43.5	27	32	27	
ACHC-30-27-30OG	M30X2	M27X2	22	O23.5X3.0	29.3	45.8	50	30	36	32	16 轻系列
ACHC-36-33-36OG	M36X2	M33X2	28	O29.2X3.0	33.3	49.8	54	36	41	41	
ADHD-14-12-14OG	M14X1.5	M12X1.5	6	O09.3X2.4	17.5	32.5	32	14	17	17	63 重系列 S
ADHD-16-14-16OG	M16X1.5	M14X1.5	8	O11.3X2.4	18.7	33.7	34	16	19	19	
ADHD-18-16-18OG	M18X1.5	M16X1.5	10	O13.3X2.4	19.5	36	36	19	22	22	
ADHD-20-18-20OG	M20X1.5	M18X1.5	12	O15.3X2.4	19.5	36	37	19	24	24	
ADHD-24-22-24OG	M24X1.5	M22X1.5	16	O19.3X2.4	24	42	37.5	24	30	27	
ADHD-30-27-30OG	M30X2	M27X2	20	O23.5X3.0	28.3	49.8	50	30	36	32	40 重系列 S
ADHD-36-33-36OG	M36X2	M33X2	25	O29.2X3.0	32.8	56.8	54	36	46	41	
ADHD-42-42-42OG	M42X2	M42X2	30	O38.5X3.0	36.2	62.7	57.2	41	50	50	

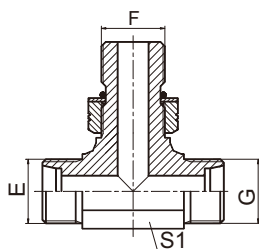
注：1如需带卡套及卡套螺母整套订货，则请在代号后加“RN”，如ACHC-30-27-30OG/RN。2 F端与ISO 9974-1油口相配，去掉挡圈则与ISO 6149-1油口相配。

Note: 1 In case if you are interested to order the adapter in complete set with cutting ring and nut ,it is necessary to insert suffix "RN" after our part no., for example ACHC-30-27-30OG/RN. 2 F end is connected with ISO 9974-1port and connected with ISO 6149-1 port without retaining ring.

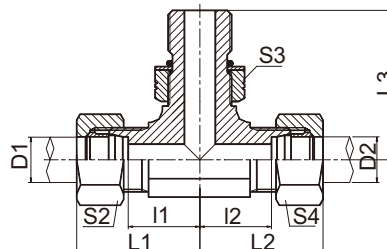
A

三通中间端美制螺纹可调向O形圈密封

BRANCH TEE UN、UNF THREAD ADJUSTABLE STUD ENDS WITH O-RING SEALING



ACOC-OG
ADOD-OG



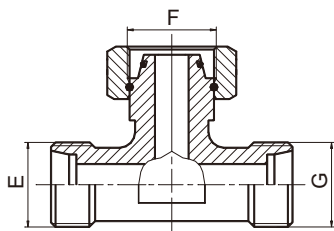
ACOC-OG/RN
ADOD-OG/RN

代号 PART NO.	螺纹 THREAD		管子外径 TUBE O.D.	尺寸 DIMENSIONS						压力等级 MPa
	E,G	F		D1,D2	I1,I2	L1,L2	L3	S1	S2,S4	
ACOC-12-04-12OG	M12X1.5	7/16"X20	6	13	28	27.2	11	14	17	31.5 轻系列 L
ACOC-14-06-14OG	M14X1.5	9/16"X18	8	15.5	30.5	31.8	14	17	19	
ACOC-16-06-16OG	M16X1.5	9/16"X18	10	17.5	32.5	33.3	16	19	19	
ACOC-18-08-18OG	M18X1.5	3/4"X16	12	19	34	37.5	19	22	24	
ACOC-22-10-22OG	M22X1.5	7/8"X14	15	22	37	44	22	27	27	
ACOC-26-12-26OG	M26X1.5	1.1/16"X12	18	25.5	42	51	27	32	32	
ACOC-30-12-30OG	M30X2	1.1/16"X12	22	29.3	45.8	53.5	30	36	32	16 轻系列 L
ACOC-36-16-36OG	M36X2	1.5/16"X12	28	33.3	49.8	57.5	36	41	41	
ACOC-45-20-45OG	M45X2	1.5/8"X12	35	39.2	60.7	63	48	50	50	
ADOD-14-04-14OG	M14X1.5	7/16"X20	6	17.5	32.5	30	14	17	17	63 重系列 S
ADOD-16-06-16OG	M16X1.5	9/16"X18	8	18.7	33.7	33.3	16	19	19	
ADOD-18-06-18OG	M18X1.5	9/16"X18	10	19.5	36	33.5	19	22	19	
ADOD-20-08-20OG	M20X1.5	3/4"X16	12	19.5	36	37.5	19	24	24	
ADOD-22-10-22OG	M22X1.5	7/8"X14	14	23	41	44	22	27	27	
ADOD-24-10-24OG	M24X1.5	7/8"X14	16	24	42.5	46.5	24	30	27	40 重系列 S
ADOD-30-12-30OG	M30X2	1.1/16"X12	20	28.3	49.8	53.5	30	36	32	
ADOD-36-16-36OG	M36X2	1.5/16"X12	25	32.8	56.8	57.5	36	46	41	
ADOD-42-20-42OG	M42X2	1.5/8"X12	30	36.2	62.7	59.5	41	50	50	

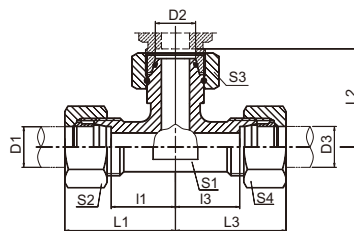
注：如需带卡套及卡套螺母整套订货，则请在代号后加“RN”，如ACOC-30-12-30OG/RN。

Note: In case if you are interested to order the adapter in complete set with cutting ring and nut ,it is necessary to insert suffix "RN" after our part no., for example ACOC-30-12-30OG/RN.

中间端内螺纹三通接头
BRANCH TEE FITTINGS WITH SWIVEL NUT



BC/BD



BC-RN/BD-RN

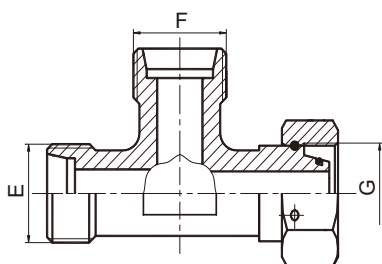
代号 PART NO.	螺纹 THREAD		管子外径 TUBE O.D.		尺寸 DIMENSIONS						压力等级 MPa
	E,G	F	D1,D3	D2	I1,I3	L1,L3	L2	S1	S2,S4	S3	
BC-12	M12X1.5	M12X1.5	6	6	12	27	26	12	14	14	31.5 轻系列 L
BC-14	M14X1.5	M14X1.5	8	8	14	29	27.5	12	17	17	
BC-16	M16X1.5	M16X1.5	10	10	15	30	29	14	19	19	
BC-18	M18X1.5	M18X1.5	12	12	17	32	29.5	17	22	22	
BC-22	M22X1.5	M22X1.5	15	15	21	36	32.5	19	27	27	
BC-26	M26X1.5	M26X1.5	18	18	23.5	40	35.5	24	32	32	
BC-30	M30X2	M30X2	22	22	27.5	44	38.5	27	36	36	16 轻系列L
BC-36	M36X2	M36X2	28	28	30.5	47	41.5	36	41	41	
BC-45	M45X2	M45X2	35	35	34.5	56	51	41	50	50	
BC-52	M52X2	M52X2	42	42	40	63	56	50	60	60	
BD-14	M14X1.5	M14X1.5	6	6	16	31	27	12	17	17	63 重系列 S
BD-16	M16X1.5	M16X1.5	8	8	17	32	27.5	14	19	19	
BD-18	M18X1.5	M18X1.5	10	10	17.5	34	30	17	22	22	
BD-20	M20X1.5	M20X1.5	12	12	21.5	38	31	17	24	24	
BD-22	M22X1.5	M22X1.5	14	14	22	40	35	19	27	27	
BD-24	M24X1.5	M24X1.5	16	16	24.5	43	36.5	24	30	30	40 重系列 S
BD-30	M30X2	M30X2	20	20	26.5	48	44.5	27	36	36	
BD-36	M36X2	M36X2	25	25	30	54	50	36	46	46	
BD-42	M42X2	M42X2	30	30	35.5	62	55	41	50	50	
BD-52	M52X2	M52X2	38	38	41	72	63	50	60	60	
											31.5重系列S

注：如需带卡套及卡套螺母整套订货，则请在代号后加“RN”，如BC-30RN。

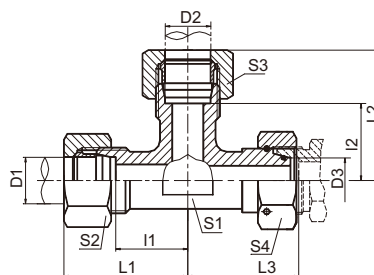
Note: In case if you are interested to order the adapter in complete set with cutting ring and nut ,it is necessary to insert suffix "RN" after our part no., for example BC-30RN.

A

右端内螺纹三通接头
BARREL TEE FITTINGS WITH SWIVEL NUT



CC/CD



CC-RN/CD-RN

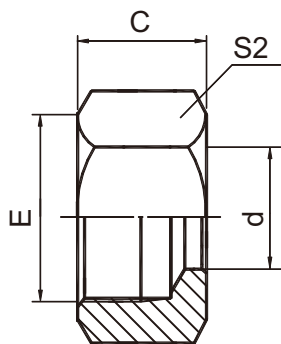
代号 PART NO.	螺纹 THREAD		管子外径 TUBE O.D.		尺寸 DIMENSIONS						压力等级 MPa
	E,F	G	D1,D2	D3	I1,I2	L1,L2	L3	S1	S2,S3	S4	
CC-12	M12X1.5	M12X1.5	6	6	12	27	26	12	14	14	31.5 轻系列 L
CC-14	M14X1.5	M14X1.5	8	8	14	29	27.5	12	17	17	
CC-16	M16X1.5	M16X1.5	10	10	15	30	29	14	19	19	
CC-18	M18X1.5	M18X1.5	12	12	17	32	29.5	17	22	22	
CC-22	M22X1.5	M22X1.5	15	15	21	36	32.5	19	27	27	
CC-26	M26X1.5	M26X1.5	18	18	23.5	40	35.5	24	32	32	
CC-30	M30X2	M30X2	22	22	27.5	44	38.5	27	36	36	16 轻系列 L
CC-36	M36X2	M36X2	28	28	30.5	47	41.5	36	41	41	
CC-45	M45X2	M45X2	35	35	34.5	56	51	41	50	50	
CC-52	M52X2	M52X2	42	42	40	63	56	50	60	60	63 重系列 S
CD-14	M14X1.5	M14X1.5	6	6	16	31	27	12	17	17	
CD-16	M16X1.5	M16X1.5	8	8	17	32	27.5	14	19	19	
CD-18	M18X1.5	M18X1.5	10	10	17.5	34	30	17	22	22	
CD-20	M20X1.5	M20X1.5	12	12	21.5	38	31	17	24	24	
CD-22	M22X1.5	M22X1.5	14	14	22	40	35	19	27	27	
CD-24	M24X1.5	M24X1.5	16	16	24.5	43	36.5	24	30	30	40 重系列 S
CD-30	M30X2	M30X2	20	20	26.5	48	44.5	27	36	36	
CD-36	M36X2	M36X2	25	25	30	54	50	36	46	46	
CD-42	M42X2	M42X2	30	30	35.5	62	55	41	50	50	
CD-52	M52X2	M52X2	38	38	41	72	63	50	60	60	31.5重系列S

注：如需带卡套及卡套螺母整套订货，则请在代号后加“RN”，如 CC-30RN。

Note: In case if you are interested to order the adapter in complete set with cutting ring and nut ,it is necessary to insert suffix "RN" after our part no., for example CC-30RN.

卡套螺母
RETAINING NUTS

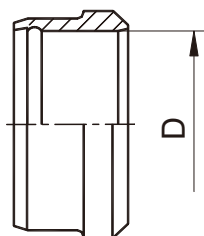
代号 PART NO.	螺纹 THREAD	管子外径 TUBE O.D.	尺寸 DIMENSIONS			压力等级 MPa
	E		C	d	S2	
NL-12	M12X1.5	6	14.5	6	14	轻系列 L
NL-14	M14X1.5	8	14.5	8	17	
NL-16	M16X1.5	10	15.5	10	19	
NL-18	M18X1.5	12	15.5	12	22	
NL-22	M22X1.5	15	17	15	27	
NL-26	M26X1.5	18	18	18	32	
NL-30	M30X2	22	20	22	36	
NL-30D	M30X1.5	22	19	22	36	
NL-36	M36X2	28	21	28	41	
NL-36D	M36X1.5	28	21	28	41	
NL-45	M45X2	35	24	35	50	
NL-45D	M45X1.5	35	25	35	50	
NL-52	M52X2	42	24	42	60	
NS-14	M14X1.5	6	16.5	6	17	
NS-16	M16X1.5	8	16.5	8	19	
NS-18	M18X1.5	10	17.5	10	22	
NS-20	M20X1.5	12	17.5	12	24	
NS-22	M22X1.5	14	20.5	14	27	
NS-24	M24X1.5	16	20.5	16	30	
NS-30	M30X2	20	24	20	36	
NS-36	M36X2	25	27	25	46	
NS-42	M42X2	30	29	30	50	
NS-52	M52X2	38	32.5	38	60	



NL
NS

卡套
CUTTING RING

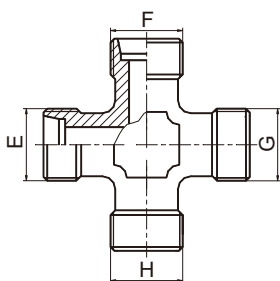
代号 PART NO.	管子外径 D TUBE O.D.	尺寸 DIMENSIONS				备注
RL-06	6	与重系列相应规格一致				轻系列 L
RL-08	8					
RL-10	10					
RL-12	12					
RL-15	15					
RL-18	18					
RL-22	22					
RL-28	28					
RL-35	35					
RL-42	42					
RS-06	6					重系列 S
RS-08	8					
RS-10	10					
RS-12	12					
RS-14	14					
RS-16	16					
RS-20	20					
RS-25	25					
RS-30	30					
RS-38	38					



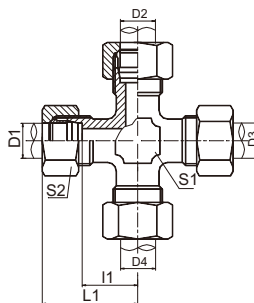
RL
RS

A

四通接头
CROSS FITTINGS



XC/XD



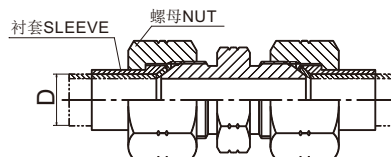
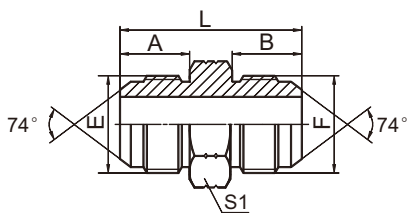
XC-RN/XD-RN

代号 PART NO.	螺纹 THREAD	管子外径 TUBE O.D.	尺寸 DIMENSIONS				压力等级 MPa
	E,F,G,H	D1,D2,D3,D4	l1	L1	S1	S2	
XC-12	M12X1.5	6	12	27	12	14	31.5 轻系列 L
XC-14	M14X1.5	8	14	29	12	17	
XC-16	M16X1.5	10	15	30	14	19	
XC-18	M18X1.5	12	17	32	17	22	
XC-22	M22X1.5	15	21	36	19	27	
XC-26	M26X1.5	18	23.5	40	24	32	
XC-30	M30X2	22	27.5	44	27	36	
XC-36	M36X2	28	30.5	47	36	41	
XC-45	M45X2	35	34.5	56	41	50	
XC-52	M52X2	42	40	63	50	60	
XD-14	M14X1.5	6	16	31	12	17	63 重系列 S
XD-16	M16X1.5	8	17	32	14	19	
XD-18	M18X1.5	10	17.5	34	17	22	
XD-20	M20X1.5	12	21.5	38	17	24	
XD-22	M22X1.5	14	22	40	19	27	
XD-24	M24X1.5	16	24.5	43	24	30	
XD-30	M30X2	20	26.5	48	27	36	
XD-36	M36X2	25	30	54	36	46	
XD-42	M42X2	30	35.5	62	41	50	
XD-52	M52X2	38	41	72	50	60	31.5重系列S

注：如需带卡套及卡套螺母整套订货，则请在代号后加“RN”，如XC-30RN。

Note: In case if you are interested to order the adapter in complete set with cutting ring and nut ,it is necessary to insert suffix "RN" after our part no., for example XC-30RN.

美制JIC 外螺纹74°外锥
JIC MALE 74° CONE



1J

代号 PART NO.	螺纹 THREAD		尺寸 DIMENSIONS			
	E	F	A	B	L	S1
1J-02	5/16"X24	5/16"X24	11.4	11.4	29	12
1J-02-03	5/16"X24	3/8"X24	11.4	12.2	29.5	12
1J-03	3/8"X24	3/8"X24	12.2	12.2	30.5	12
1J-04	7/16"X20	7/16"X20	14	14	34	12
1J-04-05	7/16"X20	1/2"X20	14	14	34	14
1J-04-06	7/16"X20	9/16"X18	14	14.1	34.1	17
1J-04-08	7/16"X20	3/4"X16	14	16.7	38.5	22
1J-05	1/2"X20	1/2"X20	14	14	34	14
1J-05-06	1/2"X20	9/16"X18	14	14.1	34	17
1J-05-08	1/2"X20	3/4"X16	14	16.7	38.5	22
1J-05-10	1/2"X20	7/8"X14	14	19.3	41	24
1J-06	9/16"X18	9/16"X18	14.4	14.1	34.2	17
1J-06-08	9/16"X18	3/4"X16	14.1	16.7	38.5	22
1J-06-10	9/16"X18	7/8"X14	14.1	19.3	41.5	24
1J-06-12	9/16"X18	1.1/16"X12	14.1	21.9	46	30
1J-08	3/4"X16	3/4"X16	16.7	16.7	42	22
1J-08-10	3/4"X16	7/8"X14	16.7	19.3	44	24
1J-08-12	3/4"X16	1.1/16"X12	16.7	21.9	48.5	30
1J-08-16	3/4"X16	1.5/16"X12	16.7	23.1	51	36
1J-10	7/8"X14	7/8"X14	19.3	19.3	46.5	24
1J-10-12	7/8"X14	1.1/16"X12	19.3	21.9	51	30
1J-10-16	7/8"X14	1.5/16"X12	19.3	23.1	53.5	36
1J-12	1.1/16"X12	1.1/16"X12	21.9	21.9	54	30
1J-12-14	1.1/16"X12	1.3/16"X12	21.9	22.6	55.5	32
1J-12-16	1.1/16"X12	1.5/16"X12	21.9	23.1	56	36
1J-14	1.3/16"X12	1.3/16"X12	22.6	22.6	56	32
1J-14-16	1.3/16"X12	1.5/16"X12	22.6	23.1	56.5	36
1J-16	1.5/16"X12	1.5/16"X12	23.1	23.1	57	36
1J-16-20	1.5/16"X12	1.5/8"X12	23.1	24.3	60.5	46
1J-16-24	1.5/16"X12	1.7/8"X12	23.1	27.5	65.5	50
1J-20	1.5/8"X12	1.5/8"X12	24.3	24.3	62	46
1J-20-24	1.5/8"X12	1.7/8"X12	24.3	27.5	67	50
1J-20-32	1.5/8"X12	2.1/2"X12	24.3	33.9	75	65
1J-24	1.7/8"X12	1.7/8"X12	27.5	27.5	70	50
1J-24-32	1.7/8"X12	2.1/2"X12	27.5	33.9	78.5	65
1J-32	2.1/2"X12	2.1/2"X12	33.9	33.9	85	65

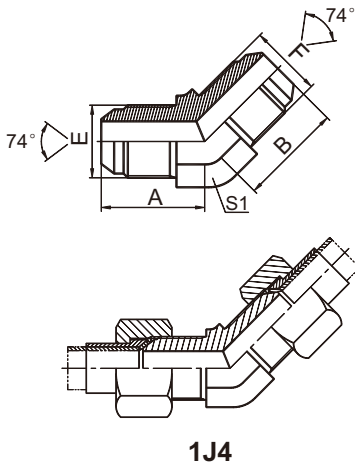
注：螺母及衬套需另行订货。管子直径 D 为公制时，配用螺母及衬套分别选用 NB200、NB500。管子直径为英制时，配用螺母及衬套分别选用 NB200、NB300。

Note: Nut and sleeve should be ordered separately. The nut NB200 and sleeve NB500 is suitable for metric tube, the nut NB200 and sleeve NB300 is suitable for inch tube.

45°弯美制JIC 外螺纹74°外锥
45° ELBOW JIC MALE 74° CONE

B

代号 PART NO.	螺纹 THREAD		尺寸 DIMENSIONS		
	E	F	A	B	S1
1J4-04	7/16"X20	7/16"X20	21.5	21.5	11
1J4-05	1/2"X20	1/2"X20	23	23	14
1J4-06	9/16"X18	9/16"X18	22.8	22.8	14
1J4-08	3/4"X16	3/4"X16	26.8	26.8	19
1J4-10	7/8"X14	7/8"X14	31	31	22
1J4-12	1.1/16"X12	1.1/16"X12	35.5	35.5	27
1J4-16	1.5/16"X12	1.5/16"X12	38.5	38.5	33

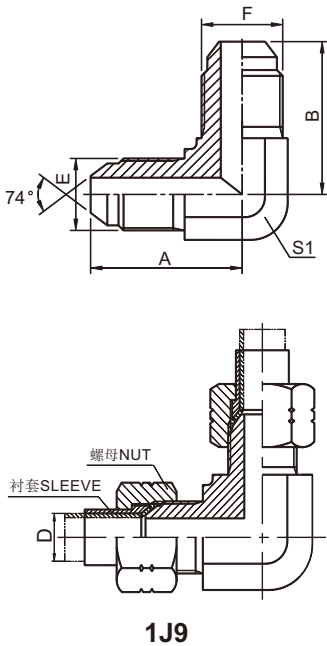


注：螺母及衬套需另行订货。管子直径 D 为公制时，配用螺母及衬套分别选用 Nb200 ZNB500。管子直径为英制时，配用螺母及衬套分别选用 NB200、NB300。

Note: Nut and sleeve should be ordered separately. The nut NB200 and sleeve NB500 is suitable for metric tube, the nut NB200 and sleeve NB300 is suitable for inch tube.

90°弯美制JIC 外螺纹74°外锥
90° ELBOW JIC MALE 74° CONE

代号 PART NO.	螺纹 THREAD		尺寸 DIMENSIONS		
	E	F	A	B	S1
1J9-02	5/16"X24	5/16"X24	20.5	20.5	11
1J9-03	3/8"X24	3/8"X24	22	22	11
1J9-04	7/16"X20	7/16"X20	24.5	24.5	11
1J9-05	1/2"X20	1/2"X20	26.6	26.6	14
1J9-05-06	1/2"X20	9/16"X18	26.6	26.9	14
1J9-06	9/16"X18	9/16"X18	26.9	26.9	14
1J9-06-08	9/16"X18	3/4"X16	30	32	19
1J9-06-10	9/16"X18	7/8"X14	32	37.8	22
1J9-08	3/4"X16	3/4"X16	32	32	19
1J9-08-10	3/4"X16	7/8"X14	34.8	37.8	22
1J9-10	7/8"X14	7/8"X14	37.8	37.8	22
1J9-10-12	7/8"X14	1.1/16"X12	41	44.2	27
1J9-12	1.1/16"X12	1.1/16"X12	44.2	44.2	27
1J9-14	1.3/16"X12	1.3/16"X12	47.5	47.5	30
1J9-16	1.5/16"X12	1.5/16"X12	49	49	33
1J9-20	1.5/8"X12	1.5/8"X12	55.5	55.5	41
1J9-24	1.7/8"X12	1.7/8"X12	62.5	62.5	48
1J9-32	2.1/2"X12	2.1/2"X12	78	78	63



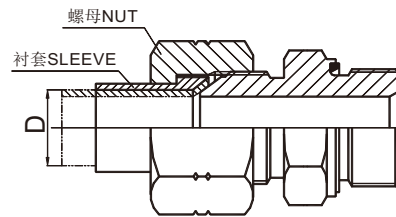
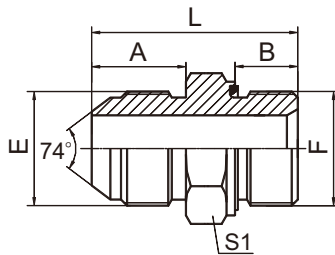
注：螺母及衬套需另行订货。管子直径 D 为公制时，配用螺母及衬套分别选用 NB200、NB500。管子直径为英制时，配用螺母及衬套分别选用 NB200、NB300。

Note: Nut and sleeve should be ordered separately. The nut NB200 and sleeve NB500 is suitable for metric tube, the nut NB200 and sleeve NB300 is suitable for inch tube.

B2

JIC 外螺纹74°外锥 / 英管外螺纹胶垫密封
JIC MALE 74° CONE / BSP MALE CAPTIVE SEAL

B



1JB-WD

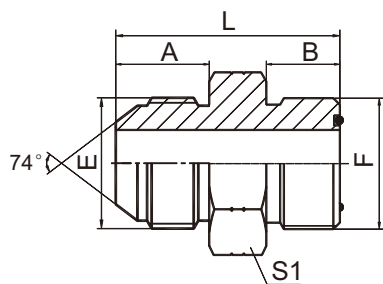
代号 PART NO.	螺纹 THREAD		胶垫 CAPTIVE	尺寸 DIMENSIONS			
	E	F	F端	A	B	L	S1
1JB-04-02WD	7/16"X20	G1/8"X28	WD-B02	14	8	29.5	14
1JB-04WD	7/16"X20	G1/4"X19	WD-B04	14	12	34	19
1JB-04-06WD	7/16"X20	G3/8"X19	WD-B06	14	12	34.5	22
1JB-04-08WD	7/16"X20	G1/2"X14	WD-B08	14	14	41	27
1JB-05-04WD	1/2"X20	G1/4"X19	WD-B04	14	12	34	19
1JB-05-06WD	1/2"X20	G3/8"X19	WD-B06	14	12	34.5	22
1JB-06-02WD	9/16"X18	G1/8"X28	WD-B02	14.1	8	29.5	17
1JB-06-04WD	9/16"X18	G1/4"X19	WD-B04	14.1	12	34	19
1JB-06WD	9/16"X18	G3/8"X19	WD-B06	14.1	12	34.5	22
1JB-06-08WD	9/16"X18	G1/2"X14	WD-B08	14.1	14	41	27
1JB-08-04WD	3/4"X16	G1/4"X19	WD-B04	16.7	12	37	22
1JB-08-06WD	3/4"X16	G3/8"X19	WD-B06	16.7	12	37.5	22
1JB-08WD	3/4"X16	G1/2"X14	WD-B08	16.7	14	43.5	27
1JB-10-08WD	7/8"X14	G1/2"X14	WD-B08	19.3	14	46.5	27
1JB-10-12WD	7/8"X14	G3/4"X14	WD-B12	19.3	16	47.5	32
1JB-12-08WD	1.1/16"X12	G1/2"X14	WD-B08	21.9	14	48.5	30
1JB-12WD	1.1/16"X12	G3/4"X14	WD-B12	21.9	16	50	32
1JB-12-16WD	1.1/16"X12	G1"X11	WD-B16	21.9	18	56	41
1JB-16-12WD	1.5/16"X12	G3/4"X14	WD-B12	23.1	16	53	36
1JB-16WD	1.5/16"X12	G1"X11	WD-B16	23.1	18	57	41
1JB-16-20WD	1.5/16"X12	G1.1/4"X11	WD-B20	23.1	20	61	50
1JB-20-16WD	1.5/8"X12	G1"X11	WD-B16	24.3	18	58	46
1JB-20WD	1.5/8"X12	G1.1/4"X11	WD-B20	24.3	20	62	50
1JB-20-24WD	1.5/8"X12	G1.1/2"X11	WD-B24	24.3	22	64	55
1JB-24-20WD	1.7/8"X12	G1.1/4"X11	WD-B20	27.5	20	65.5	50
1JB-24WD	1.7/8"X12	G1.1/2"X11	WD-B24	27.5	22	67.5	55

注：螺母及衬套需另行订货。管子直径D为公制时，配用螺母及衬套分别选用NB200、NB500。管子直径为英制时，配用螺母及衬套分别选用NB200、NB300。

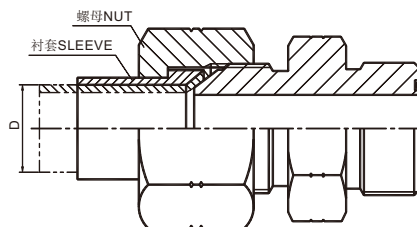
Note: Nut and sleeve should be ordered separately. The nut Nb200 and sleeve NB500 is suitable for metric tube, the nut NB200 and sleeve NB300 is suitable for inch tube.

美制JIC 外螺纹74°外锥 / ORFS外螺纹

JIC MALE 74° CONE / ORFS MALE



1JF

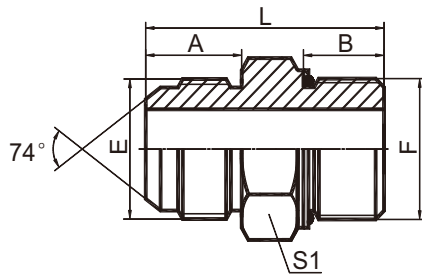


代号 PART NO.	螺纹 THREAD		O形圈 O-RING F端	尺寸 DIMENSIONS			
	E	F		A	B	L	S1
1JF-04	7/16"X20	9/16"X18	O011	14	9.8	29.5	17
1JF-05-04	1/2"X20	9/16"X18	O011	14	9.8	29.5	17
1JF-05-06	1/2"X20	11/16"X16	O012	14	11.2	31.5	19
1JF-06-04	9/16"X18	9/16"X18	O011	14.1	9.8	30	17
1JF-06	9/16"X18	11/16"X16	O012	14.1	11.2	31	19
1JF-08-06	3/4"X16	11/16"X16	O012	16.7	11.2	36	22
1JF-08	3/4"X16	13/16"X16	O014	16.7	12.8	37.5	22
1JF-10-08	7/8"X14	13/16"X16	O014	19.3	12.8	40	24
1JF-10	7/8"X14	1"X14	O016	19.3	15.5	44.5	27
1JF-12-10	1.1/16"X12	1"X14	O016	21.9	15.5	47.5	30
1JF-12	1.1/16"X12	1.3/16"X12	O018	21.9	17	50	32
1JF-16-12	1.5/16"X12	1.3/16"X12	O018	23.1	17	51	36
1JF-16	1.5/16"X12	1.7/16"X12	O021	23.1	17.5	51.5	38
1JF-20-16	1.5/8"X12	1.7/16"X12	O021	24.3	17.5	54.5	46
1JF-20	1.5/8"X12	1.11/16"X12	O025	24.3	17.5	54.5	46
1JF-24-20	1.7/8"X12	1.11/16"X12	O025	27.5	17.5	60	50
1JF-24	1.7/8"X12	2"X12	O029	27.5	17.5	60	55

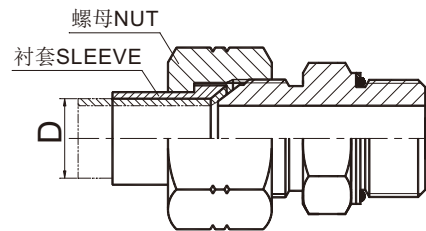
注：螺母及衬套需另行订货。管子直径 D 为公制时，配用螺母及衬套分别选用 NB200、NB500。管子直径为英制时，配用螺母及衬套分别选用 NB200、NB300。

Note: Nut and sleeve should be ordered separately. The nut NB200 and sleeve NB500 is suitable for metric tube, the nut NB200 and sleeve NB300 is suitable for inch tube.

美制JIC 外螺纹74°外锥 / 英管外螺纹O形圈
JIC MALE 74° CONE / BSP MALE O-RING



1JG



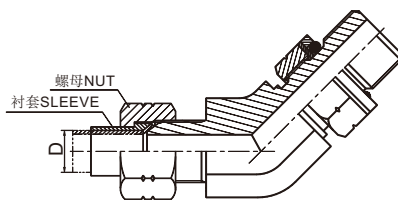
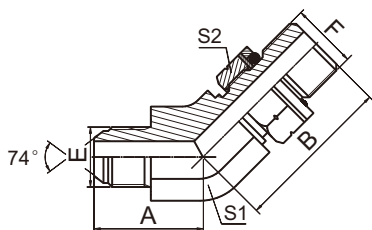
代号 PART NO.	螺纹 THREAD		O形圈 O-RING	尺寸 DIMENSIONS			
	E	F	F端	A	B	L	S1
1JG-04-02	7/16"X20	G1/8"X28	O011	14	9.5	31	14
1JG-04	7/16"X20	G1/4"X19	O111	14	10	32.5	19
1JG-04-06	7/16"X20	G3/8"X19	O113	14	11.5	34	22
1JG-04-08	7/16"X20	G1/2"X14	O115	14	14	39	27
1JG-05-04	1/2"X20	G1/4"X19	O111	14	10	33	19
1JG-05-06	1/2"X20	G3/8"X19	O113	14	11.5	36	22
1JG-05-08	1/2"X20	G1/2"X14	O115	14	14	39	27
1JG-06-04	9/16"X18	G1/4"X19	O111	14.1	11	31.5	19
1JG-06	9/16"X18	G3/8"X19	O113	14.1	11.5	34	22
1JG-06-08	9/16"X18	G1/2"X14	O115	14.1	14	39	27
1JG-08-04	3/4"X16	G1/4"X19	O111	16.7	10	36	22
1JG-08-06	3/4"X16	G3/8"X19	O113	16.7	11.5	37	22
1JG-08	3/4"X16	G1/2"X14	O115	16.7	14	42	27
1JG-08-12	3/4"X16	G3/4"X14	O119	16.7	15.5	44	32
1JG-10-06	7/8"X14	G3/8"X19	O113	19.3	11.5	39.5	24
1JG-10-08	7/8"X14	G1/2"X14	O115	19.3	14	44.5	27
1JG-10-12	7/8"X14	G3/4"X14	O119	19.3	15.5	48.5	32
1JG-12-08	1.1/16"X12	G1/2"X14	O115	22	14	49	30
1JG-12	1.1/16"X12	G3/4"X14	O119	22	15.5	49.5	32
1JG-12-16	1.1/16"X12	G1"X11	O217	22	18	54	41
1JG-12-20	1.1/16"X12	G1.1/4"X11	O222	22	20	57	50
1JG-16-12	1.5/16"X12	G3/4"X14	O119	23	15.5	52.5	36
1JG-16	1.5/16"X12	G1"X11	O217	23	18	55	41
1JG-16-20	1.5/16"X12	G1.1/4"X11	O222	23	20	58	50
1JG-20-16	1.5/8"X12	G1"X11	O217	24.3	18	58	46
1JG-20	1.5/8"X12	G1.1/4"X11	O222	24.3	20	59.5	50
1JG-24-16	1.7/8"X12	G1"X11	O217	27.5	18	63.5	50
1JG-24-20	1.7/8"X12	G1.1/4"X11	O222	27.5	20	65.5	50
1JG-24	1.7/8"X12	G1.1/2"X11	O224	27.5	21.5	64	55

注：螺母及衬套需另行订货。管子直径D为公制时， 配用螺母及衬套分别选用NB200、NB500。管子直径为英制时， 配用螺母及衬套分别选用NB200、NB300。

Note: Nut and sleeve should be ordered separately. The nut Nb200 and sleeve NB500 is suitable for metric tube, the nut NB200 and sleeve NB300 is suitable for inch tube.

45°弯美制JIC 外螺纹74°外锥 / 英管外螺纹O形圈
45° ELBOW JIC MALE 74° CONE / BSP MALE O-RING

B




1JG4-OG

代号 PART NO.	螺纹 THREAD		O形圈 O-RING	尺寸 DIMENSIONS			
	E	F	F端	A	B	S1	S2
1JG4-04OG	7/16"X20	G1/4"X19	O111	21	28	14	19
1JG4-05-04OG	1/2"X20	G1/4"X19	O111	21	28	14	19
1JG4-06-04OG	9/16"X18	G1/4"X19	O111	22	28	14	19
1JG4-06OG	9/16"X18	G3/8"X19	O113	23	32	19	22
1JG4-08-06OG	3/4"X16	G3/8"X19	O113	25.8	32	19	22
1JG4-08OG	3/4"X16	G1/2"X14	O115	27.5	36	22	27
1JG4-10-08OG	7/8"X14	G1/2"X14	O115	29.5	38	22	27
1JG4-10OG	7/8"X14	G5/8"X14	O910	29.5	38	22	30
1JG4-12-10OG	1.1/16"X12	G5/8"X14	O910	34	38.5	27	30
1JG4-12-16OG	1.1/16"X12	G1"X11	O217	37.5	44	33	41
1JG4-12OG	1.1/16"X12	G3/4"X14	O119	34	42	27	32
1JG4-16-12OG	1.5/16"X12	G3/4"X14	O119	38	44	33	32
1JG4-16OG	1.5/16"X12	G1"X11	O217	38	44	33	41
1JG4-20OG	1.5/8"X12	G1.1/4"X11	O222	43	47.5	41	50
1JG4-24OG	1.7/8"X12	G1.1/2"X11	O224	49	51.5	48	55

注：1 螺母及衬套需另行订货。管子直径 D 为公制时，配用螺母及衬套分别选用 NB200、NB500。管子直径为英制时，配用螺母及衬套分别选用NB200、NB300。2 F端与DIN 3852 油口相配。

Note: 1 Nut and sleeve should be ordered separately. The nut NB200 and sleeve NB500 is suitable for metric tube, the nut NB200 and sleeve NB300 is suitable for inch tube. 2 F end is connected with DIN 3852 port.

90° 弯美制JIC 外螺纹74°外锥 / 英管外螺纹O形圈
90° ELBOW JIC MALE 74° CONE / BSP MALE O-RING



1JG9-OG

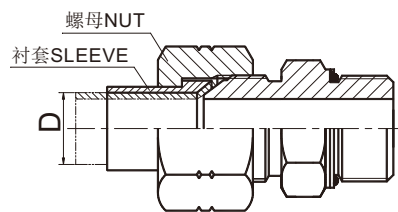
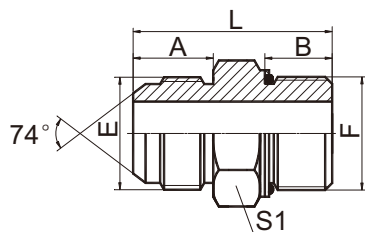
代号 PART NO.	螺纹 THREAD		O形圈 O-RING F端	尺寸 DIMENSIONS			
	E	F		A	B	S1	S2
1JG9-04-02OG	7/16"X20	G1/8"X28	O011	24.5	26.2	11	14
1JG9-04-06OG	7/16"X20	G3/8"X19	O113	27.5	36.8	16	22
1JG9-04OG	7/16"X20	G1/4"X19	O111	26.6	31.3	14	19
1JG9-05-04OG	1/2"X20	G1/4"X19	O111	26.5	31.8	14	19
1JG9-05-06OG	1/2"X20	G3/8"X19	O113	27.5	35.8	16	22
1JG9-05-08OG	1/2"X20	G1/2"X14	O115	31.5	43.2	22	27
1JG9-06-04OG	9/16"X18	G1/4"X19	O111	26.9	31.3	14	19
1JG9-06-08OG	9/16"X18	G1/2"X14	O115	32.5	43.2	22	27
1JG9-06OG	9/16"X18	G3/8"X19	O113	28.5	35.8	16	22
1JG9-08-04OG	3/4"X16	G1/4"X19	O111	32	33.5	19	19
1JG9-08OG	3/4"X16	G1/2"X14	O115	34.8	43.2	22	27
1JG9-08-06OG	3/4"X16	G3/8"X19	O113	32	36.8	19	22
1JG9-08-12OG	3/4"X16	G3/4"X14	O119	37.9	49.3	27	32
1JG9-10-06OG	7/8"X14	G3/8"X19	O113	37.8	39.2	22	22
1JG9-10-08OG	7/8"X14	G1/2"X14	O115	37.8	43.2	22	27
1JG9-10-12OG	7/8"X14	G3/4"X14	O119	41	49.3	27	32
1JG9-12OG	1.1/16"X12	G3/4"X14	O119	44.2	49.3	27	32
1JG9-12-08OG	1.1/16"X12	G1/2"X14	O115	44.2	46.5	27	27
1JG9-12-16OG	1.1/16"X12	G1"X11	O217	48	53	33	41
1JG9-16OG	1.5/16"X12	G1"X11	O217	49	53	33	41
1JG9-16-12OG	1.5/16"X12	G3/4"X14	O119	49	53	33	32
1JG9-16-20OG	1.5/16"X12	G1.1/4"X11	O222	53.8	58	41	50
1JG9-20OG	1.5/8"X12	G1.1/4"X11	O222	55.5	58	41	50
1JG9-20-16OG	1.5/8"X12	G1"X11	O217	55.5	58	41	41
1JG9-24-16OG	1.7/8"X12	G1"X11	O217	62.5	63	48	41
1JG9-24-20OG	1.7/8"X12	G1.1/4"X11	O222	62.5	63	48	50
1JG9-24OG	1.7/8"X12	G1.1/2"X11	O224	62.5	63	48	55

注：1 螺母及衬套需另行订货。管子直径 D 为公制时，配用螺母及衬套分别选用 NB200、NB500。管子直径为英制时，配用螺母及衬套分别选用 NB200、NB300。2 F 端与 DIN 3852 油口相配。

Note: 1 Nut and sleeve should be ordered separately. The Nut and sleeve should be ordered separately. Thenut NB200 and sleeve NB500 is suitable for metric tube, the nut NB200 and sleeve NB300 is suitable for inch tube. 2 F end is connected with DIN 3852 port.

JIC 外螺纹74°外锥 / 公制外螺纹可调向柱端轻系列 ISO 6149-3

JIC MALE 74° CONE / METIRC MALE ADJUSTABLE STUD END L-SERIES ISO 6149-3



1JH

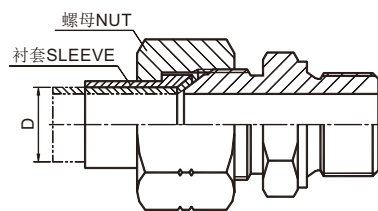
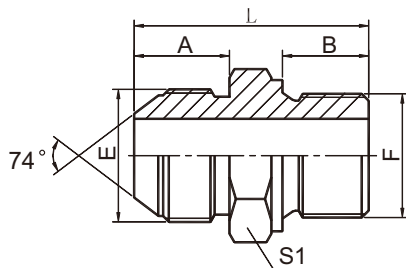
代号 PART NO.	螺纹 THREAD		O形圈 O-RING	尺寸 DIMENSIONS			
	E	F	F端	A	B	L	S1
1JH-04-10	7/16"X20	M10X1	O08.1X1.6	14	8.5	28.5	14
1JH-04-12	7/16"X20	M12X1.5	O09.3X2.4	14	11	31	17
1JH-04-14	7/16"X20	M14X1.5	O11.3X2.4	14	11	31	19
1JH-05-10	1/2"X20	M10X1	O08.1X1.6	14	8.5	29	14
1JH-05-12	1/2"X20	M12X1.5	O09.3X2.4	14	11	31	17
1JH-05-14	1/2"X20	M14X1.5	O11.3X2.4	14	11	33	19
1JH-06-14	9/16"X18	M14X1.5	O11.3X2.4	14.1	11	31	19
1JH-06-16	9/16"X18	M16X1.5	O13.3X2.4	14.1	11.5	33.5	22
1JH-06-18	9/16"X18	M18X1.5	O15.3X2.4	14.1	12.5	34.5	24
1JH-08-14	3/4"X16	M14X1.5	O15.3X2.4	16.7	11	38	22
1JH-08-16	3/4"X16	M16X1.5	O13.3X2.4	16.7	11.5	36	22
1JH-08-18	3/4"X16	M18X1.5	O15.3X2.4	16.7	12.5	37	24
1JH-08-22	3/4"X16	M22X1.5	O19.3X2.4	16.7	13	39.5	27
1JH-10-16	7/8"X14	M16X1.5	O13.3X2.4	19.3	11.5	41	24
1JH-10-18	7/8"X14	M18X1.5	O15.3X2.4	19.3	12.5	40	24
1JH-10-22	7/8"X14	M22X1.5	O19.3X2.4	19.3	13	42	27
1JH-12-22	1.1/16"X12	M22X1.5	O19.3X2.4	21.9	13	47.5	30
1JH-12-27	1.1/16"X12	M27X2	O23.5X3.0	21.9	16	49	32
1JH-16-27	1.5/16"X12	M27X2	O23.5X3.0	23.1	16	52.5	36
1JH-16-33	1.5/16"X12	M33X2	O29.5X3.0	23.1	16	52	41
1JH-20-42	1.5/8"X12	M42X2	O38.5X3.0	24.3	16	58	50
1JH-24-48	1.7/8"X12	M48X2	O44.5X3.0	27.5	17.5	63	55

注：1 螺母及衬套需另行订货。管子直径D 为公制时，选用螺母及衬套分别选用NB200、NB500。管子直径为英制时，选用螺母及衬套分别选用NB200、NB300。2 F端可与ISO 9974-1 油口相配，去掉挡圈与ISO 6149-1 油口相配。

Note: 1 Nut and sleeve should be ordered separately. The nut NB200 and sleeve NB500 is suitable for metric tube, the nut NB200 and sleeve NB300 is suitable for inch tube. 2 F end is fit for ISO 9974-1 port or ISO 6149-1 port when useless of retaining ring.

JIC外螺纹74°外锥 / 公制外螺纹组合垫圈

JIC MALE 74° CONE / METRIC MALE WITH BONDED SEAL



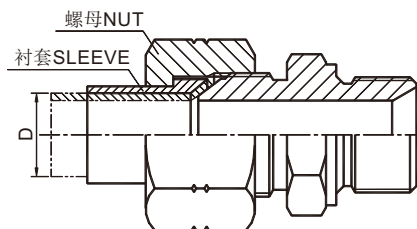
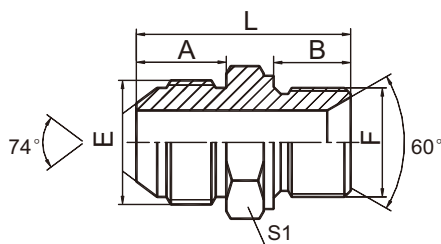
1JL

代号 PART NO.	螺 纹 THREAD		密形圈 SEAL F端	尺 寸 DIMENSIONS			
	E	F		A	B	L	S1
1JL-04-10	7/16"X20	M10X1	ZHD-10	14	8	29	17
1JL-04-12	7/16"X20	M12X1.5	ZHD-12	14	12	32.5	17
1JL-06-12	9/16"X18	M12X1.5	ZHD-12	14.1	12	33.5	17
1JL-06-14	9/16"X18	M14X1.5	ZHD-14	14.1	12	32	19
1JL-06-18	9/16"X18	M18X1.5	ZHD-18	14.1	12	35.5	24
1JL-06-22	9/16"X18	M22X1.5	ZHD-22	14.1	14	38	27
1JL-08-16	3/4"X16	M16X1.5	ZHD-16	16.7	12	37	22
1JL-08-18	3/4"X16	M18X1.5	ZHD-18	16.7	12	37.5	24
1JL-08-22	3/4"X16	M22X1.5	ZHD-22	16.7	14	40.5	27
1JL-10-18	7/8"X14	M18X1.5	ZHD-18	19.3	12	40.5	24
1JL-10-22	7/8"X14	M22X1.5	ZHD-22	19.3	14	43	27
1JL-12-22	1.1/16"X12	M22X1.5	ZHD-22	21.9	14	48.5	30
1JL-12-27	1.1/16"X12	M27X2	ZHD-27	21.9	16	49	36
1JL-16-33	1.5/16"X12	M33X2	ZHD-33	23.1	18	56	41

注：螺母及衬套需另行订货。管子直径D为公制时，配用螺母及衬套分别选用NB200、NB500。管子直径为英制时，配用螺母及衬套分别选用NB200、NB300。

Note: Nut and sleeve should be ordered separately. The nut NB200 and sleeve NB500 is suitable for metric tube, the nut NB200 and sleeve NB300 is suitable for inch tube.

JIC 外螺纹74°外锥 / 公制外螺纹60°内锥
JIC MALE 74° CONE / METRIC MALE 60° SEAT



1JM

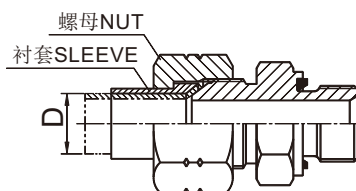
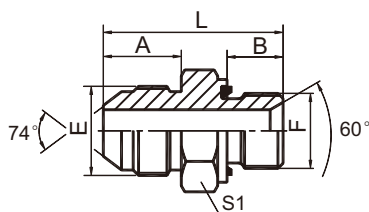
代号 PART NO.	螺纹 THREAD		尺寸 DIMENSIONS			
	E	F	A	B	L	S1
1JM-04-10	7/16"X20	M10X1	14	8	29	14
1JM-04-12	7/16"X20	M12X1.5	14	10	31	17
1JM-04-14	7/16"X20	M14X1.5	14	11	32	19
1JM-05-10	1/2"X20	M10X1	14	8	28	14
1JM-05-12	1/2"X20	M12X1.5	14	10	30	17
1JM-05-14	1/2"X20	M14X1.5	14	11	32	19
1JM-06-12	9/16"X18	M12X1.5	14.1	10	31	17
1JM-06-14	9/16"X18	M14X1.5	14.1	11	33	19
1JM-06-16	9/16"X18	M16X1.5	14.1	12	35	22
1JM-06-18	9/16"X18	M18X1.5	14.1	12	34	24
1JM-08-16	3/4"X16	M16X1.5	16.7	12	37.5	22
1JM-08-18	3/4"X16	M18X1.5	16.7	12	36.5	24
1JM-08-20	3/4"X16	M20X1.5	16.7	14	41	27
1JM-08-22	3/4"X16	M22X1.5	16.7	14	41	27
1JM-10-20	7/8"X14	M20X1.5	19.3	14	44	27
1JM-10-22	7/8"X14	M22X1.5	19.3	14	43.5	27
1JM-10-26	7/8"X14	M26X1.5	19.3	16	47.5	32
1JM-12-20	1.1/16"X12	M20X1.5	21.9	14	47	30
1JM-12-22	1.1/16"X12	M22X1.5	21.9	14	47	30
1JM-12-26	1.1/16"X12	M26X1.5	21.9	16	50	32

注：螺母及衬套需另行订货。管子直径D为公制时，配用螺母及衬套分别选用NB200、NB500。管子直径为英制时，配用螺母及衬套分别选用NB200、NB300。

Note: Nut and sleeve should be ordered separately. The nut NB200 and sleeve NB500 is suitable for metric tube, the nut NB200 and sleeve NB300 is suitable for inch tube.

JIC 外螺纹74°外锥 / 公制外螺纹胶垫密封
JIC MALE 74° CONE / METRIC MALE CAPTIVE SEAL

B



1JM-WD

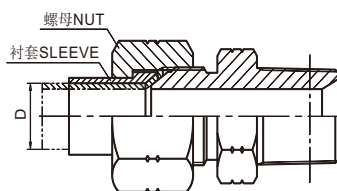
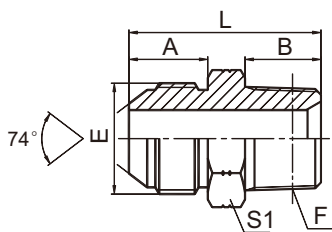
代号 PART NO.	螺纹 THREAD		胶垫 CAPTIVE	尺寸 DIMENSIONS			
	E	F	F端	A	B	L	S1
1JM-04-10WD	7/16"X20	M10X1	WD-B02	14	8	29.5	17
1JM-04-12WD	7/16"X20	M12X1.5	WD-M12	14	12	34	17
1JM-05-14WD	1/2"X20	M14X1.5	WD-B04	14	12	34	19
1JM-06-14WD	9/16"X18	M14X1.5	WD-B04	14.1	12	34	19
1JM-06-18WD	9/16"X18	M18X1.5	WD-M18	14.1	12	36.5	24
1JM-06-20WD	9/16"X18	M20X1.5	WD-M20	14.1	14	40.5	27
1JM-08-18WD	3/4"X16	M18X1.5	WD-M18	16.7	12	39	24
1JM-08-20WD	3/4"X16	M20X1.5	WD-M20	16.7	14	43	27
1JM-08-22WD	3/4"X16	M22X1.5	WD-M22	16.7	14	43.5	27
1JM-10-18WD	7/8"X14	M18X1.5	WD-M18	19.3	12	41.5	24
1JM-10-20WD	7/8"X14	M20X1.5	WD-M20	19.3	14	45.5	27
1JM-10-22WD	7/8"X14	M22X1.5	WD-M22	19.3	14	46	27
1JM-12-20WD	1.1/16"X12	M20X1.5	WD-M20	21.9	14	48.5	30
1JM-12-22WD	1.1/16"X12	M22X1.5	WD-M22	21.9	14	49	30
1JM-12-26WD	1.1/16"X12	M26X1.5	WD-B12	21.9	16	52	32
1JM-12-27WD	1.1/16"X12	M27X2	WD-B12	21.9	16	52	32
1JM-16-26WD	1.5/16"X12	M26X1.5	WD-B12	23.1	16	53	36
1JM-16-33WD	1.5/16"X12	M33X2	WD-B16	23.1	18	57	41
1JM-20-42WD	1.5/8"X12	M42X2	WD-B20	24.3	20	62	50
1JM-20-48WD	1.5/8"X12	M48X2	WD-B24	24.3	22	64	55
1JM-24-48WD	1.7/8"X12	M48X2	WD-B24	27.5	22	67.5	55

注：螺母及衬套需另行订货。管子直径D为公制时，配用螺母及衬套分别选用NB200、NB500。管子直径为英制时，配用螺母及衬套分别选用NB200、NB300。

Note: Nut and sleeve should be ordered separately. The nut NB200 and sleeve NB500 is suitable for metric tube, the nut NB200 and sleeve NB300 is suitable for inch tube.

JIC 外螺纹74°外锥 / 布锥管外螺纹

JIC MALE 74° CONE / NPT MALE



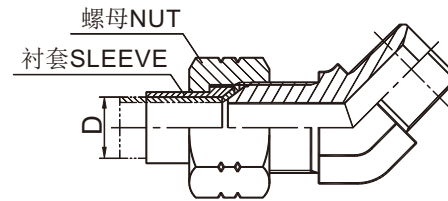
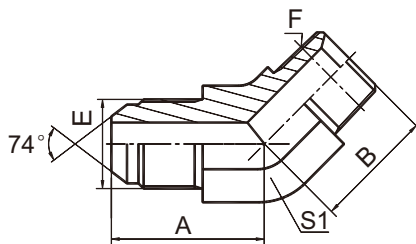
1JN

代号 PART NO.	螺 纹 THREAD		尺 寸 DIMENSIONS			
	E	F	A	B	L	S1
1JN-02	5/16"X24	Z1/8"X27	11.4	10.5	28	12
1JN-04-02	7/16"X20	Z1/8"X27	14	10.5	30.5	12
1JN-04	7/16"X20	Z1/4"X18	14	15	35	17
1JN-04-06	7/16"X20	Z3/8"X18	14	16	36	19
1JN-04-08	7/16"X20	Z1/2"X14	14	19.5	41.5	24
1JN-05-02	1/2"X20	Z1/8"X27	14	10.5	30.5	14
1JN-05-04	1/2"X20	Z1/4"X18	14	15	35	17
1JN-05-06	1/2"X20	Z3/8"X18	14	16	36	19
1JN-05-08	1/2"X20	Z1/2"X14	14	19.5	41.5	24
1JN-06-04	9/16"X18	Z1/4"X18	14.1	15	34.5	17
1JN-06	9/16"X18	Z3/8"X18	14.1	16	36	19
1JN-06-08	9/16"X18	Z1/2"X14	14.1	19.5	41.5	24
1JN-08-04	3/4"X16	Z1/4"X18	16.7	15	39	22
1JN-08-06	3/4"X16	Z3/8"X18	16.7	16	40	22
1JN-08	3/4"X16	Z1/2"X14	16.7	19.5	44	24
1JN-08-12	3/4"X16	Z3/4"X14	16.7	19.5	46.5	30
1JN-10-06	7/8"X14	Z3/8"X18	19.3	16	43.5	24
1JN-10-08	7/8"X14	Z1/2"X14	19.3	19.5	47	24
1JN-10-12	7/8"X14	Z3/4"X14	19.3	19.5	49	30
1JN-12-08	1.1/16"X12	Z1/2"X14	21.9	19.5	51	30
1JN-12	1.1/16"X12	Z3/4"X14	21.9	19.5	51.5	30
1JN-12-16	1.1/16"X12	Z1"X11.5	21.9	25.5	58.5	36
1JN-12-20	1.1/16"X12	Z1.1/4"X11.5	21.9	26.5	61.5	46
1JN-14-12	1.3/16"X12	Z3/4"X14	22.6	19.5	53	32
1JN-16-12	1.5/16"X12	Z3/4"X14	23.1	19.5	53.5	36
1JN-16	1.5/16"X12	Z1"X11.5	23.1	25.5	58.5	36
1JN-16-20	1.5/16"X12	Z1.1/4"X11.5	23.1	26.5	62.5	46
1JN-16-24	1.5/16"X12	Z1.1/2"X11.5	23.1	27.5	65.5	50
1JN-20-16	1.5/8"X12	Z1"X11.5	24.3	25.5	63	46
1JN-20	1.5/8"X12	Z1.1/4"X11.5	24.3	26.5	63.5	46
1JN-20-24	1.5/8"X12	Z1.1/2"X11.5	24.3	27.5	67	50
1JN-24-20	1.7/8"X12	Z1.1/4"X11.5	27.5	26.5	69	50
1JN-24	1.7/8"X12	Z1.1/2"X11.5	27.5	27.5	70	50
1JN-24-32	1.7/8"X12	Z2"X11.5	27.5	27.5	72	65
1JN-32	2.1/2"X12	Z2"X11.5	33.9	27.5	78.5	65
1JN-32-20	2.1/2"X12	Z1.1/4"X11.5	33.9	26.5	77	65
1JN-32-24	2.1/2"X12	Z1.1/2"X11.5	33.9	27.5	78.5	65

注：螺母及衬套需另行订货。管子直径 D 为公制时，配用螺母及衬套分别选用 NB200、NB500。管子直径为英制时，配用螺母及衬套分别选用NB200、NB300。

Note: Nut and sleeve should be ordered separately. The nut NB200 and sleeve NB500 is suitable for metric tube, thenut NB200 and sleeve NB300 is suitable for inch tube.

45°弯JIC 外螺纹74°外锥/布锥管外螺纹
45° ELBOWJIC MALE 74° CONE/NPT MALE



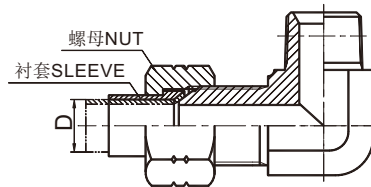
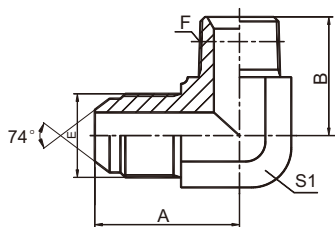
1JN4

代号 PART NO.	螺纹 THREAD		尺寸 DIMENSIONS		
	E	F	A	B	S1
1JN4-02	5/16"X24	Z1/8"X27	18	17	11
1JN4-03-02	3/8"X24	Z1/8"X27	19	17	11
1JN4-04-02	7/16"X20	Z1/8"X27	21.5	17	11
1JN4-04	7/16"X20	Z1/4"X18	22.3	21	14
1JN4-04-06	7/16"X20	Z3/8"X18	23	24	19
1JN4-04-08	7/16"X20	Z1/2"X14	24.5	29.5	22
1JN4-05-02	1/2"X20	Z1/8"X27	22.3	18	14
1JN4-05-04	1/2"X20	Z1/4"X18	22.3	21	14
1JN4-06-02	9/16"X18	Z1/8"X27	22.8	17.3	14
1JN4-06-04	9/16"X18	Z1/4"X18	22.8	21	14
1JN4-06	9/16"X18	Z3/8"X18	24	24	19
1JN4-06-08	9/16"X18	Z1/2"X14	25	29.5	22
1JN4-08-04	3/4"X16	Z1/4"X18	26.8	22	19
1JN4-08-06	3/4"X16	Z3/8"X18	26.8	24	19
1JN4-08	3/4"X16	Z1/2"X14	28	29.5	22
1JN4-08-12	3/4"X16	Z3/4"X14	29	35	27
1JN4-10-08	7/8"X14	Z1/2"X14	31	29.5	22
1JN4-10-12	7/8"X14	Z3/4"X14	32	35	27
1JN4-12-08	1.1/16"X12	Z1/2"X14	35.5	31	27
1JN4-12	1.1/16"X12	Z3/4"X14	35.5	35	27
1JN4-12-16	1.1/16"X12	Z1"X11.5	37.5	39	33
1JN4-14-12	1.3/16"X12	Z3/4"X14	37	35.5	30
1JN4-16-12	1.5/16"X12	Z3/4"X14	38.5	36.5	33
1JN4-16	1.5/16"X12	Z1"X11.5	38.5	39	33
1JN4-16-20	1.5/16"X12	Z1.1/4"X11.5	42	42.5	41
1JN4-20-16	1.5/8"X12	Z1"X11.5	43	42.5	41
1JN4-20	1.5/8"X12	Z1.1/4"X11.5	43	42	41
1JN4-20-24	1.5/8"X12	Z1.1/2"X11.5	46	45	48
1JN4-24	1.7/8"X12	Z1.1/2"X11.5	49	45	48
1JN4-32	2.1/2"X12	Z2"X11.5	58	50	63

注：螺母及衬套需另行订货。管子直径 D 为公制时，配用螺母及衬套分别选用 NB200、NB500。管子直径为英制时，配用螺母及衬套分别选用 NB200、NB300。

Note: Nut and sleeve should be ordered separately. The nut NB200 and sleeve NB500 is suitable for metric tube, the nut NB200 and sleeve NB300 is suitable for inch tube.

90°弯 JIC 外螺纹74°外锥 / 布锥管外螺纹
90° ELBOW JIC MALE 74° CONE / NPT MALE



1JN9

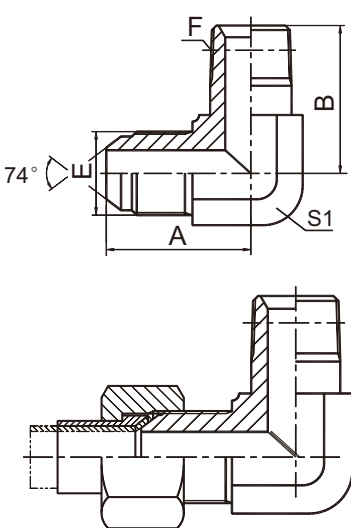
代号 PART NO.	螺纹 THREAD		尺寸 DIMENSIONS		
	E	F	A	B	S1
1JN9-02	5/16"X24	Z1/8"X27	21	21	11
1JN9-03-02	3/8"X24	Z1/8"X27	22	21	11
1JN9-04	7/16"X20	Z1/4"X18	26.6	25.5	14
1JN9-04-02	7/16"X20	Z1/8"X27	24.5	21	11
1JN9-04-06	7/16"X20	Z3/8"X18	29.5	31	19
1JN9-05-02	1/2"X20	Z1/8"X27	26.6	23.5	14
1JN9-05-04	1/2"X20	Z1/4"X18	26.6	25.5	14
1JN9-05-06	1/2"X20	Z3/8"X18	29.5	31	19
1JN9-06	9/16"X18	Z3/8"X18	30	31	19
1JN9-06-04	9/16"X18	Z1/4"X18	26.9	25.5	14
1JN9-06-08	9/16"X18	Z1/2"X14	32	36.7	22
1JN9-08	3/4"X16	Z1/2"X14	34.8	37.3	22
1JN9-08-04	3/4"X16	Z1/4"X18	32	28.5	19
1JN9-08-06	3/4"X16	Z3/8"X18	32	31	19
1JN9-08-12	3/4"X16	Z3/4"X14	37.9	44	27
1JN9-10-06	7/8"X14	Z3/8"X18	37.8	32.5	22
1JN9-10-08	7/8"X14	Z1/2"X14	37.8	37.3	22
1JN9-10-12	7/8"X14	Z3/4"X14	41	44	27
1JN9-10-16	7/8"X14	Z1"X11.5	44.5	50	33
1JN9-12	1.1/16"X12	Z3/4"X14	44.2	44	27
1JN9-12-08	1.1/16"X12	Z1/2"X14	44.2	40	27
1JN9-12-16	1.1/16"X12	Z1"X11.5	49	50	33
1JN9-12-20	1.1/16"X12	Z1.1/4"X11.5	52.5	54.5	41
1JN9-14-12	1.3/16"X12	Z3/4"X14	47.5	45	30
1JN9-14-16	1.3/16"X12	Z1"X11.5	48.7	50	33
1JN9-16	1.5/16"X12	Z1"X11.5	49	50	33
1JN9-16-12	1.5/16"X12	Z3/4"X14	49	45.2	33
1JN9-16-20	1.5/16"X12	Z1.1/4"X11.5	54	60.5	41
1JN9-16-24	1.5/16"X12	Z1.1/2"X11.5	59.4	59.5	48
1JN9-20	1.5/8"X12	Z1.1/4"X11.5	55.5	54.5	41
1JN9-20-16	1.5/8"X12	Z1"X11.5	55.5	54.5	41
1JN9-20-24	1.5/8"X12	Z1.1/2"X11.5	59.4	63	48
1JN9-24	1.7/8"X12	Z1.1/2"X11.5	62.5	63	48
1JN9-24-20	1.7/8"X12	Z1.1/4"X11.5	62.5	63	48
1JN9-32-24	2.1/2"X12	Z1.1/2"X11.5	75.4	70	63
1JN9-32	2.1/2"X12	Z2"X11.5	75.4	67.5	63

注：螺母及衬套需另行订货。管子直径 D 为公制时，配用螺母及衬套分别选用 NB200、NB500。管子直径为英制时，配用螺母及衬套分别选用 NB200、NB300。

Note: Nut and sleeve should be ordered separately. The nut NB200 and sleeve NB500 is suitable for metric tube, thenut NB200 and sleeve NB300 is suitable for inch tube.

90° JIC 外螺纹74°外锥/加长布锥管外螺纹

90° JIC MALE 74° CONE/LONG NPT MALE



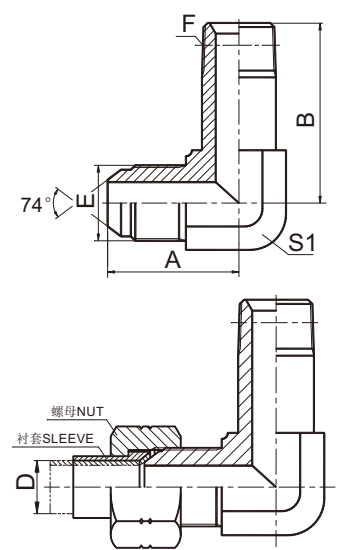
代号 PART NO.	螺纹 THREAD		尺寸 DIMENSIONS		
	E	F	A	B	S1
1JN9-04-02L	7/16"X20	Z1/8"X27	24.5	30	11
1JN9-04L	7/16"X20	Z1/4"X18	26.6	40.1	14
1JN9-05-02L	1/2"X20	Z1/8"X27	26.6	31	14
1JN9-05-04L	1/2"X20	Z1/4"X18	26.6	40.1	14
1JN9-06-04L	9/16"X18	Z1/4"X18	26.9	40.1	14
1JN9-06-08L	9/16"X18	Z1/2"X14	32	55.1	22
1JN9-08-06L	3/4"X16	Z3/8"X18	32	46.2	19
1JN9-08L	3/4"X16	Z1/2"X14	34.8	55.1	22
1JN9-10-08L	7/8"X14	Z1/2"X14	37.8	55.1	22
1JN9-12-08L	1.1/16"X12	Z1/2"X14	44.2	56.9	27
1JN9-12L	1.1/16"X12	Z3/4"X14	44.2	62	27
1JN9-16-12L	1.5/16"X12	Z3/4"X14	49	69.9	33
1JN9-16L	1.5/16"X12	Z1"X11.5	49	76.5	33
1JN9-20L	1.5/8"X12	Z1.1/4"X11.5	55.5	93.7	41
1JN9-24L	1.7/8"X12	Z1.1/2"X11.5	62.5	104.1	48
1JN9-32L	2.1/2"X12	Z2"X11.5	78	122.2	63

注：螺母及衬套需另行订货。管子直径D为公制时，配用螺母及衬套分别选用NB200、NB500。管子直径为英制时，配用螺母及衬套分别选用NB200、NB300。

Note: Nut and sleeve should be ordered separately. The nut NB200 and sleeve NB500 is suitable for metric tube, the nut NB200 and sleeve NB300 is suitable for inch tube.

90°弯 JIC 外螺纹74°外锥 / 加长布锥管外螺纹

90° ELBOW JIC MALE 74° CONE / LONGER NPT MALE



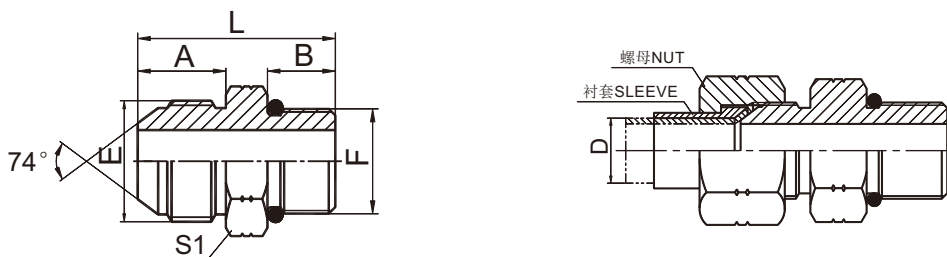
代号 PART NO.	螺纹 THREAD		尺寸 DIMENSIONS		
	E	F	A	B	S1
1JN9-04-02LL	7/16"X20	Z1/8"X27	24.5	39.6	11
1JN9-04LL	7/16"X20	Z1/4"X18	26.6	52.6	14
1JN9-05-04LL	1/2"X20	Z1/4"X18	26.6	52.6	14
1JN9-06-04LL	9/16"X18	Z1/4"X18	26.9	52.6	14
1JN9-06LL	9/16"X18	Z3/8"X18	30	61.5	19
1JN9-08-06LL	3/4"X16	Z3/8"X18	32	61.5	19
1JN9-10-08LL	7/8"X14	Z1/2"X14	37.8	72.9	22
1JN9-12LL	1.1/16"X12	Z3/4"X14	44.2	83.3	27
1JN9-16LL	1.5/16"X12	Z1"X11.5	49	102.9	33
1JN9-20LL	1.5/8"X12	Z1.1/4"X11.5	55.5	127	41
1JN9-24LL	1.7/8"X12	Z1.1/2"X11.5	62.5	141	48
1JN9-32LL	2.1/2"X12	Z2"X11.5	78	168.4	63

注：螺母及衬套需另行订货。管子直径D为公制时，配用螺母及衬套分别选用NB200、NB500。管子直径为英制时，配用螺母及衬套分别选用NB200、NB300。

Note: Nut and sleeve should be ordered separately. The nut NB200 and sleeve NB500 is suitable for metric tube, the nut NB200 and sleeve NB300 is suitable for inch tube.

美制 JIC 外螺纹74°外锥 / SAE外螺纹带O形圈轻系列ISO 11926-3

JIC MALE 74° CONE / SAE O-RINGBOSS L-SERIES ISO 11926-3



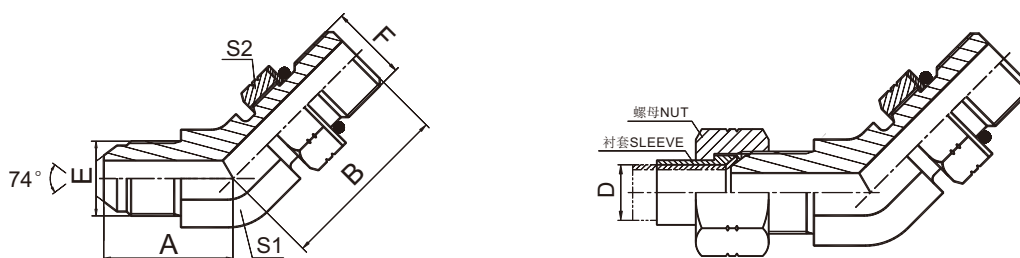
1JO

代号 PART NO.	螺纹 THREAD		O形圈 O-RING F端	尺寸 DIMENSIONS			
	E	F		A	B	L	S1
1JO-04-02	7/16"X20	5/16"X24	O902	14	7.54	27.5	14
1JO-04-03	7/16"X20	3/8"X24	O903	14	7.54	27.5	14
1JO-04	7/16"X20	7/16"X20	O904	14	9.14	29	14
1JO-04-05	7/16"X20	1/2"X20	O905	14	9.14	29	17
1JO-04-06	7/16"X20	9/16"X18	O906	14	9.93	30	17
1JO-04-08	7/16"X20	3/4"X16	O908	14	11.13	33	22
1JO-05	1/2"X20	1/2"X20	O905	14	9.14	29	17
1JO-05-04	1/2"X20	7/16"X20	O904	14	9.14	29	14
1JO-05-06	1/2"X20	9/16"X18	O906	14	9.93	30	17
1JO-05-08	1/2"X20	3/4"X16	O908	14	11.13	33	22
1JO-06	9/16"X18	9/16"X18	O906	14.1	9.93	30	17
1JO-06-04	9/16"X18	7/16"X20	O904	14.1	9.14	29	17
1JO-06-05	9/16"X18	1/2"X20	O905	14.1	9.14	29.5	17
1JO-06-08	9/16"X18	3/4"X16	O908	14.1	11.13	33	22
1JO-06-10	9/16"X18	7/8"X14	O910	14.1	12.7	37	27
1JO-06-12	9/16"X18	1.1/16"X12	O912	14.1	15.09	40	32
1JO-08	3/4"X16	3/4"X16	O908	16.7	11.13	36	22
1JO-08-04	3/4"X16	7/16"X20	O904	16.7	9.14	34	22
1JO-08-06	3/4"X16	9/16"X18	O906	16.7	9.93	35	22
1JO-08-10	3/4"X16	7/8"X14	O910	16.7	12.7	40	27
1JO-08-12	3/4"X16	1.1/16"X12	O912	16.7	15.09	43	32
1JO-08-14	3/4"X16	1.3/16"X12	O914	16.7	15.09	43	36
1JO-10	7/8"X14	7/8"X14	O910	19.3	12.7	42.5	27
1JO-10-08	7/8"X14	3/4"X16	O908	19.3	11.13	39	24
1JO-10-12	7/8"X14	1.1/16"X12	O912	19.3	15.09	45.5	32
1JO-10-14	7/8"X14	1.3/16"X12	O914	19.3	15.09	45.5	36
1JO-12	1.1/16"X12	1.1/16"X12	O912	21.9	15.09	48	32
1JO-12-08	1.1/16"X12	3/4"X16	O908	21.9	11.13	43	30
1JO-12-10	1.1/16"X12	7/8"X14	O910	21.9	12.7	45	30
1JO-12-14	1.1/16"X12	1.3/16"X12	O914	21.9	15.09	48	36
1JO-12-16	1.1/16"X12	1.5/16"X12	O916	21.9	15.09	48	38
1JO-14	1.3/16"X12	1.3/16"X12	O914	22.6	15.09	48.5	36
1JO-14-12	1.3/16"X12	1.1/16"X12	O912	22.6	15.09	48.5	32
1JO-14-16	1.3/16"X12	1.5/16"X12	O916	22.6	15.09	50.5	38
1JO-16	1.5/16"X12	1.5/16"X12	O916	23.1	15.09	49	38
1JO-16-12	1.5/16"X12	1.1/16"X12	O912	23.1	15.09	49	36
1JO-16-14	1.5/16"X12	1.3/16"X12	O914	23.1	15.09	49	36
1JO-16-20	1.5/16"X12	1.5/8"X12	O920	23.1	15.09	53	50
1JO-20	1.5/8"X12	1.5/8"X12	O920	24.3	15.09	54.5	50
1JO-20-16	1.5/8"X12	1.5/16"X12	O916	24.3	15.09	52.5	46
1JO-20-24	1.5/8"X12	1.7/8"X12	O924	24.3	15.09	54.5	55
1JO-24	1.7/8"X12	1.7/8"X12	O924	27.5	15.09	57.5	55
1JO-24-20	1.7/8"X12	1.5/8"X12	O920	27.5	15.09	57.5	50
1JO-24-32	1.7/8"X12	2.1/2"X12	O932	27.5	15.09	59.5	70
1JO-32	2.1/2"X12	2.1/2"X12	O932	33.9	15.09	66	70

注：螺母及衬套需另行订货。管子直径D为公制时，配用螺母及衬套分别选用NB200、NB500。管子直径为英制时，配用螺母及衬套分别选用NB200、NB300。

Note: Nut and sleeve should be ordered separately. The nut NB200 and sleeve NB500 is suitable for metric tube, the nut NB200 and sleeve NB300 is suitable for inch tube.

45°弯JIC 外螺纹74°外锥 / SAE外螺纹带O形圈轻系列ISO 11926-3
45° ELBOW JIC MALE 74° CONE / SAE O-RING BOSS L-SERIES ISO 11926-3



1JO4-OG

代号 PART NO.	螺纹 THREAD		O形圈 O-RING	尺寸 DIMENSIONS			
	E	F	F端	A	B	S1	S2
1JO4-04OG	7/16"X20	7/16"X20	O904	21	24	11	17
1JO4-04-06OG	7/16"X20	9/16"X18	O906	22.3	27.5	14	19
1JO4-04-08OG	7/16"X20	3/4"X16	O908	24.5	32.5	19	24
1JO4-05OG	1/2"X20	1/2"X20	O905	22	26.7	14	17
1JO4-05-04OG	1/2"X20	7/16"X20	O904	22	26.7	14	17
1JO4-06OG	9/16"X18	9/16"X18	O906	23.5	28	14	19
1JO4-06-04OG	9/16"X18	7/16"X20	O904	22.8	26	14	17
1JO4-06-05OG	9/16"X18	1/2"X20	O905	22.8	26	14	17
1JO4-06-08OG	9/16"X18	3/4"X16	O908	25	32.5	19	24
1JO4-06-10OG	9/16"X18	7/8"X14	O910	25.5	38.5	22	27
1JO4-08OG	3/4"X16	3/4"X16	O908	25.8	32.5	19	24
1JO4-08-06OG	3/4"X16	9/16"X18	O906	25.5	28	19	19
1JO4-08-10OG	3/4"X16	7/8"X14	O910	28	38.7	22	27
1JO4-08-12OG	3/4"X16	1.1/16"X12	O912	30	43.9	27	32
1JO4-10OG	7/8"X14	7/8"X14	O910	29.5	38.7	22	27
1JO4-10-08OG	7/8"X14	3/4"X16	O908	29.5	33	22	27
1JO4-10-12OG	7/8"X14	1.1/16"X12	O912	33	43.9	27	32
1JO4-12OG	1.1/16"X12	1.1/16"X12	O912	34	43.5	27	32
1JO4-12-10OG	1.1/16"X12	7/8"X14	O910	34	42	27	27
1JO4-12-16OG	1.1/16"X12	1.5/16"X12	O916	37	45.5	33	41
1JO4-14OG	1.3/16"X12	1.3/16"X12	O914	37	44	30	36
1JO4-16OG	1.5/16"X12	1.5/16"X12	O916	38	45.5	33	41
1JO4-16-12OG	1.5/16"X12	1.1/16"X12	O912	38	45	33	32
1JO4-16-20OG	1.5/16"X12	1.5/8"X12	O920	40.5	47	41	50
1JO4-20OG	1.5/8"X12	1.5/8"X12	O920	42	48.5	41	50
1JO4-20-24OG	1.5/8"X12	1.7/8"X12	O924	46	50	48	55
1JO4-24OG	1.7/8"X12	1.7/8"X12	O924	48	50	48	55
1JO4-32OG	2.1/2"X12	2.1/2"X12	O932	58	54	63	70


注：1 螺母及衬套需另行订货。管子直径 D 为公制时， 配用螺母及衬套分别选用 NB200、NB500。管子直径为英制时， 配用螺母及衬套分别选用NB200、NB300。2 F端与ISO 11926-1 油口相配。

Note: 1 Nut and sleeve should be ordered separately. The nut NB200 and sleeve NB500 is suitable for metric tube, the nut NB200 and sleeve NB300 is suitable for inch tube. 2 F end is connected with ISO 11926-1 port.

90°弯美制JIC外螺纹74°外锥 / SAE外螺纹带O形圈轻系列ISO 11926-3

90° ELBOW JIC MALE 74° CONE / SAE O-RINGBOSS L-SERIES ISO 11926-3

B



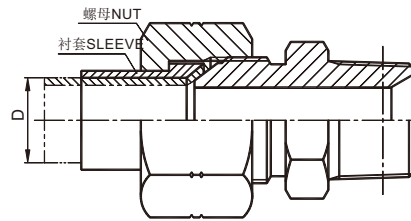
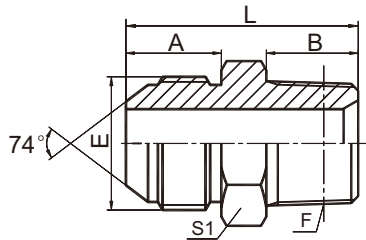
1J09-OG

代号 PART NO.	螺纹 THREAD		O形圈 O-RING F端	尺寸 DIMENSIONS			
	E	F		A	B	S1	S2
1J09-04-03OG	7/16"X20	3/8"X24	O903	24.5	28	11	14
1J09-04OG	7/16"X20	7/16"X20	O904	24.5	27.2	11	17
1J09-04-05OG	7/16"X20	1/2"X20	O905	26.6	29.9	14	17
1J09-04-06OG	7/16"X20	9/16"X18	O906	26.6	31.8	14	19
1J09-05-04OG	1/2"X20	7/16"X20	O904	26.6	30	14	17
1J09-05OG	1/2"X20	1/2"X20	O905	26.6	29	14	17
1J09-05-06OG	1/2"X20	9/16"X18	O906	26.6	31.8	14	19
1J09-06-04OG	9/16"X18	7/16"X20	O904	26.9	30	14	17
1J09-06-05OG	9/16"X18	1/2"X20	O905	26.9	29.9	14	17
1J09-06OG	9/16"X18	9/16"X18	O906	26.9	31.8	14	19
1J09-06-08OG	9/16"X18	3/4"X16	O908	30	36.8	19	24
1J09-08-04OG	3/4"X16	7/16"X20	O904	32	33	19	17
1J09-08-06OG	3/4"X16	9/16"X18	O906	33	33.5	19	19
1J09-08OG	3/4"X16	3/4"X16	O908	33	36.8	19	24
1J09-08-10OG	3/4"X16	7/8"X14	O910	34.8	44	22	27
1J09-08-12OG	3/4"X16	1.1/16"X12	O912	37.9	51	27	32
1J09-10-08OG	7/8"X14	3/4"X16	O908	38	40	22	27
1J09-10OG	7/8"X14	7/8"X14	O910	37.8	44	22	27
1J09-10-12OG	7/8"X14	1.1/16"X12	O912	41	51	27	32
1J09-12-08OG	1.1/16"X12	3/4"X16	O908	45	44	27	24
1J09-12-10OG	1.1/16"X12	7/8"X14	O910	44.2	47	27	27
1J09-12OG	1.1/16"X12	1.1/16"X12	O912	44.2	51	27	32
1J09-12-16OG	1.1/16"X12	1.5/16"X12	O916	47.8	54.5	33	41
1J09-14OG	1.3/16"X12	1.3/16"X12	O914	47.5	53	30	36
1J09-14-16OG	1.3/16"X12	1.5/16"X12	O916	48.5	54.5	33	41
1J09-16-12OG	1.5/16"X12	1.1/16"X12	O912	48.8	54.5	33	32
1J09-16-14OG	1.5/16"X12	1.3/16"X12	O914	49	56	33	36
1J09-16OG	1.5/16"X12	1.5/16"X12	O916	48.8	54.5	33	41
1J09-16-20OG	1.5/16"X12	1.5/8"X12	O920	53.8	59	41	50
1J09-20-16OG	1.5/8"X12	1.5/16"X12	O916	55.5	59.5	41	41
1J09-20OG	1.5/8"X12	1.5/8"X12	O920	55.3	59	41	50
1J09-20-24OG	1.5/8" X12	1.7/8"X12	O924	59.4	63	48	55
1J09-24OG	1.7/8"X12	1.7/8"X12	O924	62.5	63	48	55
1J09-32OG	2.1/2"x12	2.1/2"x12	O932	80	76	63	70

注：1 螺母及衬套需另行订货。管子直径 D 为公制时，配用螺母及衬套分别选用 NB200、NB500。管子直径为英制时，配用螺母及衬套分别选用 NB200、NB300。2 F 端与 ISO 11926-1 油口相配。

Note: 1 Nut and sleeve should be ordered separately. The nut NB200 and sleeve NB500 is suitable for metric tube, the nut NB200 and sleeve NB300 is suitable for inch tube. 2 F end is connected with ISO 11926-1 port.

美制JIC 外螺纹74°外锥 / 英锥管外螺纹
JIC MALE 74° CONE / BSPT MALE



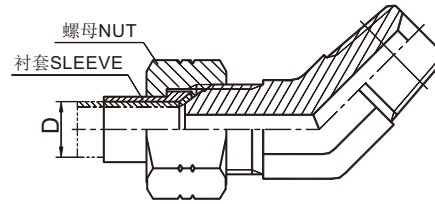
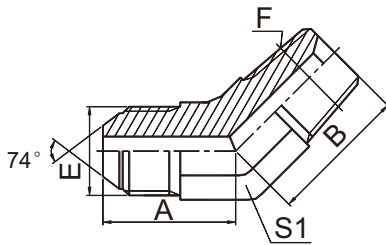
1JT-SP

代号 PART NO.	螺纹 THREAD		尺寸 DIMENSIONS			
	E	F	A	B	L	S1
1JT-04-02SP	7/16"X20	R1/8"X28	14	10	30	12
1JT-04SP	7/16"X20	R1/4"X19	14	14.5	34.5	14
1JT-04-06SP	7/16"X20	R3/8"X19	14	15	35	17
1JT-05-02SP	1/2"X20	R1/8"X28	14	10.5	30.5	14
1JT-05-04SP	1/2"X20	R1/4"X19	14	14.5	34	14
1JT-05-06SP	1/2"X20	R3/8"X19	14	15	35	19
1JT-06-02SP	9/16"X18	R1/8"X28	14.1	10.5	30.5	17
1JT-06-04SP	9/16"X18	R1/4"X19	14.1	14.5	34	17
1JT-06SP	9/16"X18	R3/8"X19	14.1	15	34	17
1JT-06-08SP	9/16"X18	R1/2"X14	14.1	20	41	22
1JT-08-06SP	3/4"X16	R3/8"X19	16.7	15	39	22
1JT-08SP	3/4"X16	R1/2"X14	16.7	20	44.5	22
1JT-08-12SP	3/4"X16	R3/4"X14	16.7	20	46	30
1JT-10-06SP	7/8"X14	R3/8"X19	19.3	15	42.5	24
1JT-10-08SP	7/8"X14	R1/2"X14	19.3	20	46.5	24
1JT-10-12SP	7/8"X14	R3/4"X14	19.3	20	48.5	30
1JT-12-08SP	1.1/16"X12	R1/2"X14	21.9	20	51	30
1JT-12SP	1.1/16"X12	R3/4"X14	21.9	20	51	30
1JT-12-16SP	1.1/16"X12	R1"X11	21.9	25.5	57.5	36
1JT-14-12SP	1.3/16"X12	R3/4"X14	22.6	20	52.5	32
1JT-14-16SP	1.3/16"X12	R1"X11	22.6	25.5	57.5	36
1JT-16-12SP	1.5/16"X12	R3/4"X14	23.1	20	53	36
1JT-16SP	1.5/16"X12	R1"X11	23.1	25.5	59	36
1JT-16-20SP	1.5/16"X12	R1.1/4"X11	23.1	26.5	61.5	46
1JT-20-16SP	1.5/8"X12	R1"X11	24.3	25.5	62.5	46
1JT-20SP	1.5/8"X12	R1.1/4"X11	24.3	26.5	63	46
1JT-20-24SP	1.5/8"X12	R1.1/2"X11	24.3	26.5	66.5	50
1JT-24-20SP	1.7/8"X12	R1.1/4"X11	27.5	26.5	67.5	50
1JT-24SP	1.7/8"X12	R1.1/2"X11	27.5	26.5	69.5	50
1JT-24-32SP	1.7/8"X12	R2"X11	27.5	30	74.5	65
1JT-32-24SP	2.1/2"X12	R1.1/2"X11	33.9	26.5	77.5	65
1JT-32SP	2.1/2"X12	R2"X11	33.9	30	80	65

注：螺母及衬套需另行订货。管子直径 D 为公制时，配用螺母及衬套分别选用 NB200、NB500。管子直径为英制时，配用螺母及衬套分别选用 NB200、NB300。

Note: Nut and sleeve should be ordered separately. The nut NB200 and sleeve NB500 is suitable for metric tube, the nut NB200 and sleeve NB300 is suitable for inch tube.

45°弯美制JIC 外螺纹74°外锥 / 英锥管外螺纹
45° ELBOW JIC MALE 74° CONE / BSPT MALE



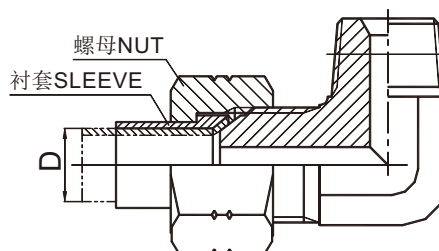
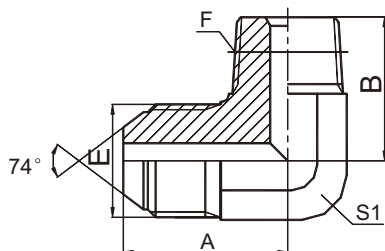
1JT4-SP

代号 PART NO.	螺 纹 THREAD		尺 寸 DIMENSIONS		
	E	F	A	B	S1
1JT4-04-02SP	7/16"X20	R1/8"X28	21.5	17	11
1JT4-04SP	7/16"X20	R1/4"X19	22.3	21	14
1JT4-04-06SP	7/16"X20	R3/8"X19	22.5	23	16
1JT4-04-08SP	7/16"X20	R1/2"X14	24.5	29.5	22
1JT4-05-02SP	1/2"X20	R1/8"X28	21.5	17.5	14
1JT4-05-04SP	1/2"X20	R1/4"X19	22.3	21	14
1JT4-05-06SP	1/2"X20	R3/8"X19	22.8	23	16
1JT4-06-02SP	9/16"X18	R1/8"X28	22.8	18	14
1JT4-06-04SP	9/16"X18	R1/4"X19	22.8	21	14
1JT4-06SP	9/16"X18	R3/8"X19	23	23	16
1JT4-06-08SP	9/16"X18	R1/2"X14	25	29.5	22
1JT4-08-04SP	3/4"X16	R1/4"X19	26.8	22	19
1JT4-08-06SP	3/4"X16	R3/8"X19	26.8	24	19
1JT4-08SP	3/4"X16	R1/2"X14	28	29.5	22
1JT4-08-12SP	3/4"X16	R3/4"X14	29	30.5	27
1JT4-10-06SP	7/8"X14	R3/8"X19	31	25	22
1JT4-10-08SP	7/8"X14	R1/2"X14	31	29.5	22
1JT4-10-12SP	7/8"X14	R3/4"X14	33	31.5	27
1JT4-12-08SP	1.1/16"X12	R1/2"X14	35.5	30	27
1JT4-12SP	1.1/16"X12	R3/4"X14	35.5	30.5	27
1JT4-12-16SP	1.1/16"X12	R1"X11	37.5	38	33
1JT4-16-12SP	1.5/16"X12	R3/4"X14	38.5	32.5	33
1JT4-16SP	1.5/16"X12	R1"X11	38.5	38	33
1JT4-16-20SP	1.5/16"X12	R1.1/4"X11	42	43	41
1JT4-20-16SP	1.5/8"X12	R1"X11	43	42	41
1JT4-20SP	1.5/8"X12	R1.1/4"X11	43	43	41
1JT4-20-24SP	1.5/8"X12	R1.1/2"X11	46	47.5	48
1JT4-24-20SP	1.7/8"X12	R1.1/4"X11	49	45.5	48
1JT4-24SP	1.7/8"X12	R1.1/2"X11	49	47.5	48
1JT4-32SP	2.1/2"X12	R2"X11	58	50	63

注：螺母及衬套需另行订货。管子直径 D 为公制时，配用螺母及衬套分别选用 NB200、NB500。管子直径为英制时，配用螺母及衬套分别选用 NB200、NB300。

Note: Nut and sleeve should be ordered separately. The nut NB200 and sleeve NB500 is suitable for metric tube, the nut NB200 and sleeve NB300 is suitable for inch tube.

90°弯美制JIC 外螺纹74°外锥 / 英锥管外螺纹
90° ELBOW JIC MALE 74° CONE / BSPT MALE



1JT9-SP

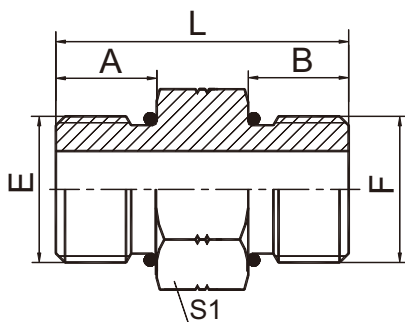
代号 PART NO.	螺纹 THREAD		尺寸 DIMENSIONS		
	E	F	A	B	S1
1JT9-02SP	5/16"X24	R1/8"X28	20.5	21	11
1JT9-04-02SP	7/16"X20	R1/8"X28	24.5	21	11
1JT9-04SP	7/16"X20	R1/4"X19	26.6	25.5	14
1JT9-04-06SP	7/16"X20	R3/8"X19	27.5	28	16
1JT9-05-02SP	1/2"X20	R1/8"X28	26.6	23.5	14
1JT9-05-04SP	1/2"X20	R1/4"X19	26.6	25.5	14
1JT9-05-06SP	1/2"X20	R3/8"X19	27.5	28	16
1JT9-06-02SP	9/16"X18	R1/8"X28	26.9	23.5	14
1JT9-06-04SP	9/16"X18	R1/4"X19	26.9	25.5	14
1JT9-06SP	9/16"X18	R3/8"X19	28.5	28.5	16
1JT9-06-08SP	9/16"X18	R1/2"X14	32	36	22
1JT9-08-04SP	3/4"X16	R1/4"X19	32	28	19
1JT9-08-06SP	3/4"X16	R3/8"X19	32	30.5	19
1JT9-08SP	3/4"X16	R1/2"X14	34.8	36	22
1JT9-08-12SP	3/4"X16	R3/4"X14	37.9	43.5	27
1JT9-10-06SP	7/8"X14	R3/8"X19	38	32	22
1JT9-10-08SP	7/8"X14	R1/2"X14	37.8	36	22
1JT9-10-12SP	7/8"X14	R3/4"X14	41	43.5	27
1JT9-12-08SP	1.1/16"X12	R1/2"X14	44.2	40	27
1JT9-12SP	1.1/16"X12	R3/4"X14	44.2	43.5	27
1JT9-12-16SP	1.1/16"X12	R1"X11	47.8	50	33
1JT9-16-12SP	1.5/16"X12	R3/4"X14	49	47.5	33
1JT9-16SP	1.5/16"X12	R1"X11	49	50	33
1JT9-16-20SP	1.5/16"X12	R1.1/4"X11	54	56.5	41
1JT9-20-16SP	1.5/8"X12	R1"X11	55.5	56.5	41
1JT9-20SP	1.5/8"X12	R1.1/4"X11	55.5	56.5	41
1JT9-24-20SP	1.7/8"X12	R1.1/4"X11	62.5	61	48
1JT9-24SP	1.7/8"X12	R1.1/2"X11	62.5	62.5	48
1JT9-24-32SP	1.7/8"X12	R2"X11	74.5	67	63
1JT9-32SP	2.1/2"X12	R2"X11	75.4	67	63

注：螺母及衬套需另行订货。管子直径 D 为公制时，配用螺母及衬套分别选用 NB200、NB500。管子直径为英制时，配用螺母及衬套分别选用 NB200、NB300。

Note: Nut and sleeve should be ordered separately. The nut NB200 and sleeve NB500 is suitable for metric tube, the nut NB200 and sleeve NB300 is suitable for inch tube.

SAE 外螺纹带 O 形圈

SAE O-RING BOSS

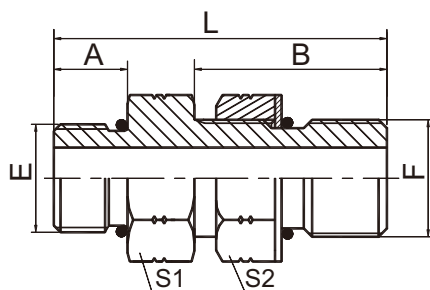


10

代号 PART NO.	螺纹 THREAD		O形圈 O-RING		尺寸 DIMENSIONS			
	E	F	E端	F端	A	B	L	S1
10-04	7/16"X20	7/16"X20	8.92X1.83	8.92X1.83	9.14	9.14	24.5	14
10-05	1/2"X20	1/2"X20	10.52X1.83	10.52X1.83	9.14	9.14	24.5	17
10-06	9/16"X18	9/16"X18	11.89X1.98	11.89X1.98	9.93	9.93	26	17
10-08	3/4"X16	3/4"X16	16.36X2.21	16.36X2.21	11.13	11.13	30.5	22
10-10	7/8"X14	7/8"X14	19.18X2.46	19.18X2.46	12.7	12.7	35.5	27
10-12	1.1/16"X12	1.1/16"X12	23.47X2.95	23.47X2.95	15.09	15.09	41	32
10-16	1.5/16"X12	1.5/16"X12	29.74X2.95	29.74X2.95	15.09	15.09	41	38

美制SAE外螺纹带O形圈堵头轻系列ISO 11926-3

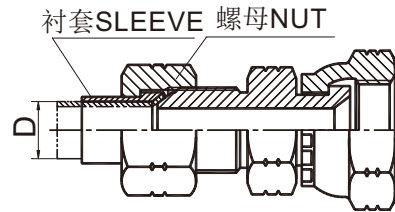
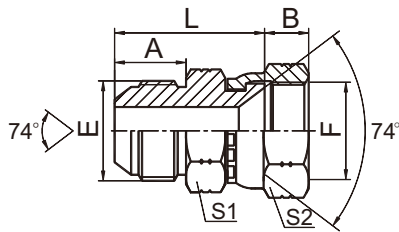
SAE O-RING BOSS PLUG L-SERIES ISO 11926-3



10-OG

代号 PART NO.	螺纹 THREAD		O形圈 O-RING		尺寸 DIMENSIONS				
	E	F	E端	F端	A	B	L	S1	S2
10-04OG	7/16"X20	7/16"X20	O904	O904	9.14	18	33	14	17
10-04-06OG	7/16"X20	9/16"X18	O904	O906	9.14	20	35.1	17	19
10-06OG	9/16"X18	9/16"X18	O906	O906	9.93	20	36	17	19
10-06-08OG	9/16"X18	3/4"X16	O906	O908	9.93	22	40	22	24
10-08OG	3/4"X16	3/4"X16	O908	O908	11.13	22	40	22	24
10-08-12OG	3/4"X16	1.1/16"X12	O908	O912	11.13	29	51	32	32
10-10OG	7/8"X14	7/8"X14	O910	O910	12.7	26	46	27	27
10-12OG	1.1/16"X12	1.1/16"X12	O912	O912	15.1	29	54	32	32
10-16OG	1.5/16"X12	1.5/16"X12	O916	O916	15.1	29	54	38	41
10-20OG	1.5/8"X12	1.5/8"X12	O920	O920	15.1	29	54	50	50
10-24OG	1.7/8"X12	1.7/8"X12	O924	O924	15.1	29	54	55	55

美制JIC 外螺纹74°外锥 / JIC 内螺纹74°内锥
JIC MALE 74° CONE / JIC FEMALE 74° SEAT



2J

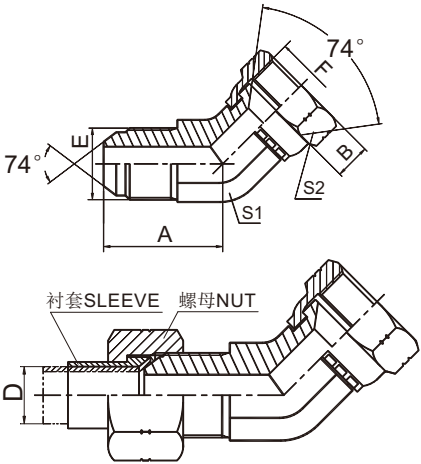
代号 PART NO.	螺纹 THREAD		尺寸 DIMENSIONS				
	E	F	A	B	L	S1	S2
2J-04	7/16"X20	7/16"X20	14	9	28	12	15
2J-04-05	7/16"X20	1/2"X20	14	9.5	28.5	12	17
2J-04-06	7/16"X20	9/16"X18	14	10.5	28.5	14	19
2J-04-08	7/16"X20	3/4"X16	14	11	30.5	19	24
2J-05	1/2"X20	1/2"X20	14	9.5	29	14	17
2J-05-06	1/2"X20	9/16"X18	14	10.5	28.5	14	19
2J-05-08	1/2"X20	3/4"X16	14	11	30.5	19	24
2J-06	9/16"X18	9/16"X18	14.1	10.5	29	17	19
2J-06-08	9/16"X18	3/4"X16	14.1	11	31	19	24
2J-06-10	9/16"X18	7/8"X14	14.1	13	33.5	22	27
2J-08	3/4"X16	3/4"X16	16.7	11	36	22	24
2J-08-06	3/4"X16	9/16"X18	16.7	10.5	34	22	19
2J-08-10	3/4"X16	7/8"X14	16.7	13	36.5	22	27
2J-08-12	3/4"X16	1.1/16"X12	16.7	15	39.5	27	32
2J-10	7/8"X14	7/8"X14	19.3	13	39	24	27
2J-10-08	7/8"X14	3/4"X16	19.3	11	38	24	24
2J-10-12	7/8"X14	1.1/16"X12	19.3	15	42	27	32
2J-12	1.1/16"X12	1.1/16"X12	21.9	15	44.5	30	32
2J-12-10	1.1/16"X12	7/8"X14	21.9	13	43.5	30	27
2J-12-16	1.1/16"X12	1.5/16"X12	21.9	16	45.5	36	41
2J-16	1.5/16"X12	1.5/16"X12	23.1	16	46.5	36	41
2J-16-20	1.5/16"X12	1.5/8"X12	23.1	17	53	41	50
2J-20	1.5/8"X12	1.5/8"X12	24.3	17	54.5	46	50
2J-20-24	1.5/8"X12	1.7/8"X12	24.3	20	55.5	46	55
2J-24	1.7/8"X12	1.7/8"X12	27.5	20	61	50	55
2J-24-32	1.7/8"X12	2.1/2"X12	27.5	24.5	63	65	75
2J-32	2.1/2"X12	2.1/2"X12	33.9	24.5	69.5	65	75

注：螺母及衬套需另行订货。管子直径 D 为公制时，配用螺母及衬套分别选用 NB200、NB500。管子直径为英制时，配用螺母及衬套分别选用 NB200、NB300。

Note: Nut and sleeve should be ordered separately. The nut NB200 and sleeve NB500 is suitable for metric tube, the nut NB200 and sleeve NB300 is suitable for inch tube.

45°弯美制JIC 外螺纹 74°外锥 / JIC 内螺纹74°内锥
45° ELBOW JIC MALE 74° CONE / JIC FEMALE 74° SEAT

B

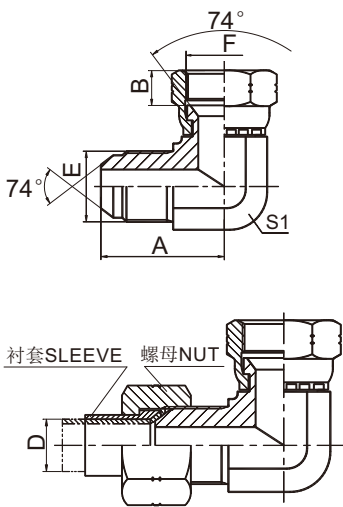


代号 PART NO.	螺纹 THREAD		尺寸 DIMENSIONS			
	E	F	A	B	S1	S2
2J4-04	7/16"X20	7/16"X20	21.5	9	11	15
2J4-05	1/2"X20	1/2"X20	22	9.5	14	17
2J4-06	9/16"X18	9/16"X18	22.8	10.5	14	19
2J4-08	3/4"X16	3/4"X16	26.8	11	19	24
2J4-10	7/8"X14	7/8"X14	31	13	22	27
2J4-12	1.1/16"X12	1.1/16"X12	35.5	15	27	32
2J4-14	1.3/16"X12	1.3/16"X12	37	15	30	36
2J4-16	1.5/16"X12	1.5/16"X12	38.5	16	33	41
2J4-20	1.5/8"X12	1.5/8"X12	43	17	41	50
2J4-24	1.7/8"X12	1.7/8"X12	49	20	48	55
2J4-32	2.1/2"X12	2.1/2"X12	58	24.5	63	75

注：螺母及衬套需另行订货。管子直径 D 为公制时，选用螺母及衬套分别选用 NB200、NB500。管子直径为英制时，选用螺母及衬套分别选用 NB200、NB300。

Note: Nut and sleeve should be ordered separately. The nut NB200 and sleeve NB500 is suitable for metric tube, the nut NB200 and sleeve NB300 is suitable for inch tube.

90°弯美制JIC 外螺纹 74°外锥 / JIC 内螺纹74°内锥
90° ELBOW JIC MALE 74° CONE / JIC FEMALE 74° SEAT



代号 PART NO.	螺纹 THREAD		尺寸 DIMENSIONS			
	E	F	A	B	S1	S2
2J9-02	5/16"X24	5/16"X24	21	5.6	11	12
2J9-03	3/8"X24	3/8"X24	22	5	11	14
2J9-04	7/16"X20	7/16"X20	24.5	9	11	15
2J9-05	1/2"X20	1/2"X20	26.5	9.5	14	17
2J9-06	9/16"X18	9/16"X18	26.9	10.5	14	19
2J9-06-08	9/16"X18	3/4"X16	28.5	11	16	24
2J9-08-06	3/4"X16	9/16"X18	32	10.5	19	19
2J9-08	3/4"X16	3/4"X16	32	11	19	24
2J9-08-10	3/4"X16	7/8"X14	32	13	19	27
2J9-10	7/8"X14	7/8"X14	37.8	13	22	27
2J9-10-08	7/8"X14	3/4"X16	37.8	11	22	24
2J9-10-12	7/8"X14	1.1/16"X12	39.5	15	24	32
2J9-12	1.1/16"X12	1.1/16"X12	44.2	15	27	32
2J9-12-10	1.1/16"X12	7/8"X14	44.2	13	27	27
2J9-12-16	1.1/16"X12	1.5/16"X12	46	16	30	41
2J9-14	1.3/16"X12	1.3/16"X12	47.5	15	30	36
2J9-16	1.5/16"X12	1.5/16"X12	48.8	16	33	41
2J9-16-20	1.5/16"X12	1.5/8"X12	54	17	41	50
2J9-20-16	1.5/8"X12	1.5/16"X12	55.5	16	41	41
2J9-20	1.5/8"X12	1.5/8"X12	55.5	17	41	50
2J9-20-24	1.5/8"X12	1.7/8"X12	59.5	20	48	55
2J9-24-20	1.7/8"X12	1.5/8"X12	62.5	17	48	50
2J9-24	1.7/8"X12	1.7/8"X12	62.5	20	48	55
2J9-32	2.1/2"X12	2.1/2"X12	75.5	24.5	63	75

注：螺母及衬套需另行订货。管子直径 D 为公制时，选用螺母及衬套分别选用 NB200、NB500。管子直径为英制时，选用螺母及衬套分别选用 NB200、NB300。

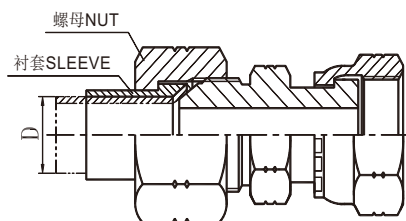
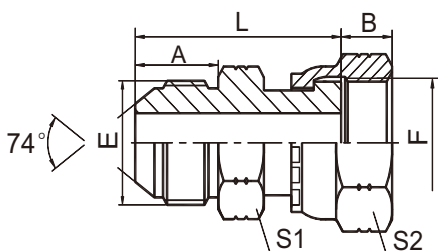
Note: Nut and sleeve should be ordered separately. The nut NB200 and sleeve NB500 is suitable for metric tube, the nut NB200 and sleeve NB300 is suitable for inch tube.

JIC 外螺纹 74°内锥 /ORFS 内螺纹

JIC MALE 74° CONE/ORFS FEMALE

B

代号 PART NO.	螺纹 THREAD		尺寸 DIMENSIONS				
	E	F	A	B	L	S1	S2
2JF-04	7/16"X20	9/16X18	14	8.5	35.5	14	19
2JF-06	9/16"X18	11/16"X16	14.1	10	38.5	17	22
2JF-08	3/4"X16	13/16"X16	16.7	11	45	22	27
2JF-10	7/8"X14	1"X14	19.3	13.5	51.5	24	30
2JF-12	1.1/16"X12	1.3/16"X12	21.9	15	58	30	36
2JF-16	1.5/16"X12	1.7/16"X12	23.1	15	62	36	41
2JF-20	1.5/8"X12	1.11/16"X12	24.3	15	64.5	46	50



2JF

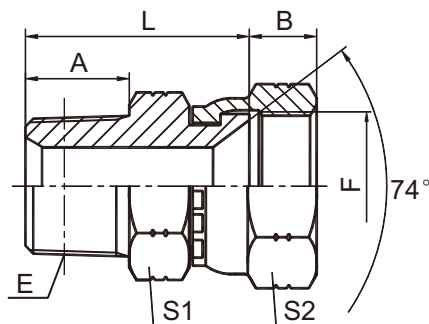
注：螺母及衬套需另行订货。管子直径 D 为公制时，配用螺母及衬套分别选用 NB200、NB500。管子直径为英制时，配用螺母及衬套分别选用 NB200、NB300。

Nut and sleeve should be ordered separately. The nut NB200 and sleeve NB500 is suitable for metric tube, the nut NB200 and sleeve NB300 is suitable for inch tube.

布锥管外螺纹/JIC内螺纹74°内锥

NPT MALE/JIC FEMALE 74° SEAT

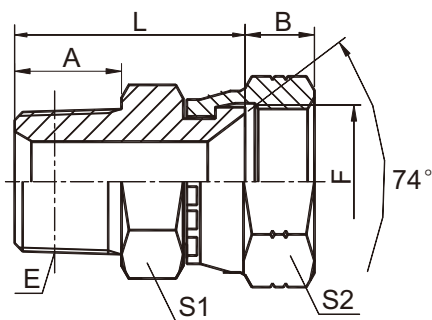
代号 PART NO.	螺纹 THREAD		尺寸 DIMENSIONS				
	E	F	A	B	L	S1	S2
2NJ-02-04	Z1/8"X27	7/16"X20	10.5	9	24.5	12	17
2NJ-02-05	Z1/8"X27	1/2"X20	10.5	9	25	12	17
2NJ-04	Z1/4"X18	7/16"X20	15	9	29	17	17
2NJ-04-05	Z1/4"X18	1/2"X20	15	9	29.5	17	17
2NJ-04-06	Z1/4"X18	9/16"X18	15	10.5	29.5	17	19
2NJ-04-08	Z1/4"X18	3/4"X16	15	10.5	31.5	19	24
2NJ-06	Z3/8"X18	9/16"X18	16	10.5	30.5	19	19
2NJ-06-08	Z3/8"X18	3/4"X16	16	10.5	32.5	19	24
2NJ-06-10	Z3/8"X18	7/8"X14	16	12	35	22	27
2NJ-08	Z1/2"X14	3/4"X16	19.5	10.5	37.5	22	24
2NJ-08-06	Z1/2"X14	9/16"X18	19.5	10.5	36	22	19
2NJ-08-10	Z1/2"X14	7/8"X14	19.5	12	38	22	27
2NJ-08-12	Z1/2"X14	1.1/16"X12	19.5	15	42	27	32
2NJ-12	Z3/4"X14	1.1/16"X12	19.5	15	42	30	32
2NJ-12-08	Z3/4"X14	3/4"X16	19.5	10.5	40	30	24
2NJ-12-10	Z3/4"X14	7/8"X14	19.5	12	40.5	30	27
2NJ-12-16	Z3/4"X14	1.5/16"X12	19.5	16	42.5	32	41
2NJ-16	Z1"X11.5	1.5/16"X12	25.5	16	48	36	41
2NJ-16-12	Z1"X11.5	1.1/16"X12	25.5	15	49	36	32
2NJ-16-20	Z1"X11.5	1.5/8"X12	25.5	17	52.5	41	50
2NJ-20	Z1.1/4"X11.5	1.5/8"X12	26.5	17	52.5	46	50
2NJ-20-24	Z1.1/4"X11.5	1.7/8"X12	26.5	20	54	46	60
2NJ-24-20	Z1.1/2"X11.5	1.5/8"X12	27.5	17	56.5	50	50
2NJ-24	Z1.1/2"X11.5	1.7/8"X12	27.5	23.5	57	50	60



2NJ

英锥管外螺纹 / 美制 JIC 内螺纹 74° 内锥
BSPT MALE/JIC FEMALE 74° SEAT

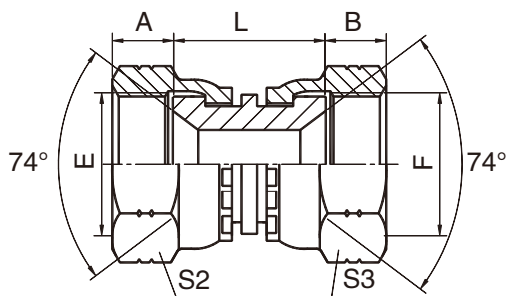
B



2TJ-SP

代号 PART NO.	螺纹 THREAD		尺寸 DIMENSIONS				
	E	F	A	B	L	S1	S2
2TJ-02-04SP	R1/8"X28	7/16"X20	10	9	24	12	17
2TJ-04SP	R1/4"X19	7/16"X20	14	9	28	14	17
2TJ-04-05SP	R1/4"X19	1/2"X20	14	9	28.5	14	17
2TJ-04-06SP	R1/4"X19	9/16"X18	14	10.5	28.5	14	19
2TJ-06-05SP	R3/8"X19	1/2"X20	15	9	29.5	19	17
2TJ-06SP	R3/8"X19	9/16"X18	15	10.5	29.5	17	19
2TJ-06-08SP	R3/8"X19	3/4"X16	15	10.5	31.5	19	24
2TJ-08SP	R1/2"X14	3/4"X16	19	10.5	37.5	24	24
2TJ-08-10SP	R1/2"X14	7/8"X14	19	12	38	24	27
2TJ-08-12SP	R1/2"X14	1.1/16"X12	20	15	41.5	27	32
2TJ-12SP	R3/4"X14	1.1/16"X12	19	15	41.5	30	32
2TJ-12-16SP	R3/4"X14	1.5/16"X12	20	16	43.5	32	41
2TJ-16SP	R1"X11	1.5/16"X12	24	16	47.5	36	41
2TJ-20SP	R1.1/4"X11	1.5/8"X12	25	17	52	46	50
2TJ-24SP	R1.1/2"X11	1.7/8"X12	26.5	20	56	50	55

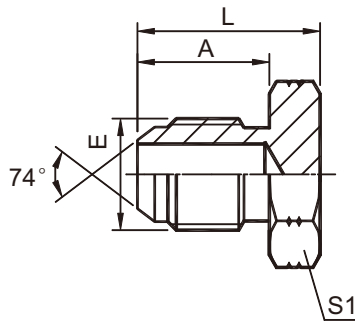
美制 JIC 内螺纹 74°内锥
JIC FEMALE 74°SEAT



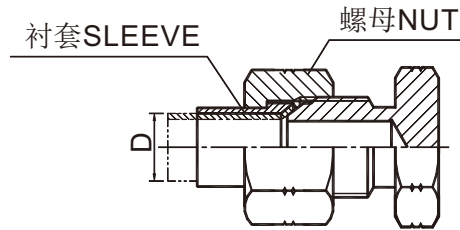
3J

代号 PART NO.	螺纹 THREAD		尺寸 DIMENSIONS				
	E	F	A	B	L	S2	S3
3J-04	7/16"X20	7/16"X20	9	9	19	15	15
3J-04-05	7/16"X20	1/2"X20	9	9.5	20.5	15	17
3J-04-06	7/16"X20	9/16"X18	9	10.5	20.5	15	19
3J-05	1/2"X20	1/2"X20	9.5	9.5	21	17	17
3J-05-06	1/2"X20	9/16"X18	9.5	10.5	21	17	19
3J-06	9/16"X18	9/16"X18	10.5	10.5	21	19	19
3J-06-08	9/16"X18	3/4"X16	10.5	11	23	19	24
3J-08	3/4"X16	3/4"X16	11	11	26	24	24
3J-08-10	3/4"X16	7/8"X14	11	13	26.5	24	27
3J-08-12	3/4"X16	1.1/16"X12	11	15	27	24	32
3J-10	7/8"X14	7/8"X14	13	13	27	27	27
3J-10-12	7/8"X14	1.1/16"X12	13	15	28	27	32
3J-12	1.1/16"X12	1.1/16"X12	15	15	29	32	32
3J-12-14	1.1/16"X12	1.3/16"X12	15	15	29	32	36
3J-12-16	1.1/16"X12	1.5/16"X12	15	16	29	32	41
3J-16	1.5/16"X12	1.5/16"X12	16	16	29	41	41
3J-20	1.5/8"X12	1.5/8"X12	17	17	33	50	50
3J-24	1.7/8"X12	1.7/8"X12	20	20	35.5	55	55
3J-32	2.1/2"X12	2.1/2"X12	23.5	23.5	37	75	75

美制JIC 外螺纹 74°外锥堵头
JIC MALE 74° CONE PLUG



4J



代号 PART NO.	螺纹 THREAD	尺寸 DIMENSIONS		
	E	A	L	S1
4J-02	5/16"X24	11.4	17.5	11
4J-03	3/8"X24	12.2	18	11
4J-04	7/16"X20	14	20	12
4J-05	1/2"X20	14	20	14
4J-06	9/16"X18	14.1	20	17
4J-08	3/4"X16	16.7	25	22
4J-10	7/8"X14	19.3	27.5	24
4J-12	1.1/16"X12	21.9	32	30
4J-14	1.3/16"X12	22.6	33.5	32
4J-16	1.5/16"X12	23.1	34	36
4J-20	1.5/8"X12	24.3	38	46
4J-24	1.7/8"X12	27.5	44.5	50
4J-32	2.1/2"X12	33.9	51	65

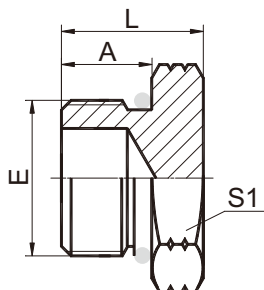
注：螺母及衬套需另行订货。管子直径 D 为公制时，配用螺母及衬套分别选用 NB200、NB500。管子直径为英制时，配用螺母及衬套分别选用 NB200、NB300。

Nut and sleeve should be ordered separately. The nut Nb200 and sleeve NB500 is suitable for metric tube, the nut NB200 and sleeve NB300 is suitable for inch tube.

美制 SAE 外螺纹带 O 形圈堵头

SAE O-RING BOSS PLUG

B

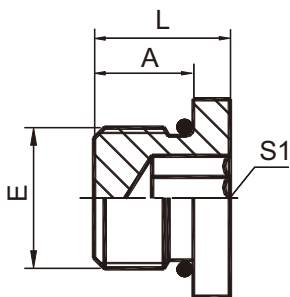


40

代号 PART NO.	螺纹 THREAD	O形圈 O-RING	尺寸 DIMENSIONS		
	E	E端	A	L	S1
4O-02	5/16"X24	6.07X1.63	7.54	14.6	12
4O-03	3/8"X24	7.65X1.63	7.54	14.6	14
4O-04	7/16"X20	8.92X1.83	9.1	16	14
4O-05	1/2"X20	10.52X1.83	9.1	16	17
4O-06	9/16"X18	11.89X1.98	9.9	17.5	17
4O-08	3/4"X16	16.36X2.21	11.1	19.5	22
4O-10	7/8"X14	19.18X2.46	12.7	23	27
4O-12	1.1/16"X12	23.47X2.95	15.1	26.5	32
4O-14	1.3/16"X12	26.62X2.95	15.1	27	36
4O-16	1.5/16"X12	29.74X2.95	15.1	27.5	38
4O-20	1.5/8"X12	37.46X3.00	15.1	30	50
4O-24	1.7/8"X12	43.69X3.00	15.1	30	55
4O-32	2.1/2"X12	59.36X3.00	15.1	32	70

SAE 外螺纹内六角堵头

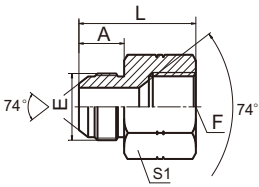
SAE O-RING BOSS HOLLOW HEX PLUG



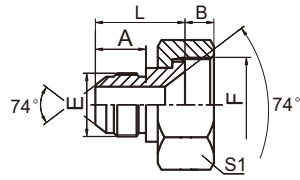
40N

代号 PART NO.	螺纹 THREAD	O形圈 O-RING	尺寸 DIMENSIONS		
	E	E端	A	L	S1
40N-04	7/16"X20	8.92X1.83	9.1	11.5	5
40N-05	1/2"X20	10.52X1.83	9.1	11.5	5
40N-06	9/16"X18	11.89X1.98	9.9	12.2	6
40N-08	3/4"X16	16.36X2.21	11.1	14.3	8
40N-10	7/8"X14	19.18X2.46	12.7	16	10
40N-12	1.1/16"X12	23.47X2.95	15.1	19	14
40N-16	1.5/16"X12	29.74X2.95	15.1	19	16
40N-20	1.5/8"X12	37.46X3.00	15.1	19	19

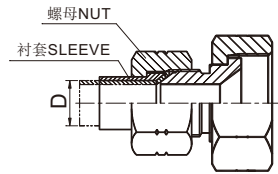
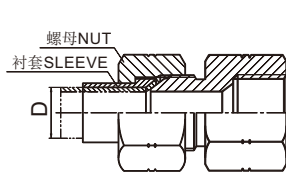
JIC 外螺纹 74°外锥 /JIC 内螺纹 74°内锥
JIC MALE 74° CONE/JIC FEMALE 74° SEAT



5J



5J-S



代号 PART NO.	螺纹 THREAD		尺寸 DIMENSIONS			
	E	F	A	L	S1	B
5J-04-05	7/16"X20	1/2"X20	14	30.6	17	
5J-04-06S	7/16"X20	9/16"X18	14	26.2	19	9.8
5J-04-08S	7/16"x20	3/4"X16	14	26.2	24	10.9
5J-04-10S	7/16"X20	7/8"X14	14	28	27	12.8
5J-04-12S	7/16"X20	1.1/16"X12	14	29.8	32	15
5J-04-14S	7/16"X20	1.3/16"X12	14	32.5	36	15.2
5J-05-06	1/2"X20	9/16"X18	14	33.7	19	
5J-05-08S	1/2"X20	3/4"X16	14	26.2	24	10.9
5J-05-10S	1/2"X20	7/8"X14	14	28	27	12.8
5J-05-12S	1/2"X20	1.1/16"X12	14	29.8	32	15
5J-06-04	9/16"X18	7/16"X20	14.1	30.6	17	
5J-06-08S	9/16"X18	3/4"X16	14.1	26.3	24	10.9
5J-06-10S	9/16"X18	7/8"X14	14.1	28.2	27	12.8
5J-06-12S	9/16"X18	1.1/16"X12	14.1	30.1	32	15
5J-06-14S	9/16"X18	1.3/16"X12	14.1	32.5	36	15.2
5J-06-16S	9/16"X18	1.5/16"X12	14.1	33	38	15.9
5J-08-04	3/4"X16	7/16"X20	16.7	33	22	
5J-08-06	3/4"X16	9/16"X18	16.7	36.5	22	
5J-08-10	3/4"X16	7/8"X14	16.7	36.2	30	
5J-08-12S	3/4"X16	1.1/16"X12	16.7	33.3	32	15
5J-08-14S	3/4"X16	1.3/16"X12	16.7	35	36	15.2
5J-08-16S	3/4"X16	1.5/16"X12	16.7	35.6	38	15.9
5J-08-20S	3/4"X16	1.5/8"X12	16.7	35.5	50	16.8
5J-10-08	7/8"X14	3/4"X16	19.3	40.5	24	
5J-10-12	7/8"X14	1.1/16"X12	19.3	45.1	32	
5J-10-16S	7/8"X14	1.5/16"X12	19.3	37.5	38	15.9
5J-10-20S	7/8"X14	1.5/8"X12	19.3	37.9	50	16.8
5J-10-24S	7/8"X14	1.7/8"X12	19.3	42	60	19.7
5J-12-08	1.1/16"X12	3/4"X16	21.9	43	30	
5J-12-10	1.1/16"X12	7/8"X14	21.9	43	30	
5J-12-16S	1.1/16"X12	1.5/16"X12	22	40.2	38	15.9
5J-12-20S	1.1/16"X12	1.5/8"X12	22	40.6	50	16.8
5J-12-24S	1.1/16"X12	1.7/8"X12	22	42	60	19.7
5J-16-08	1.5/16"X12	3/4"X16	23.1	44	36	
5J-16-10	1.5/16"X12	7/8"X14	23.1	44	36	
5J-16-12	1.5/16"X12	1.1/16"X12	23.1	50	36	
5J-16-20S	1.5/16"X12	1.5/8"X12	23	41.8	50	16.8
5J-16-24S	1.5/16"X12	1.7/8"X12	23	43.2	60	19.7
5J-16-32S	1.5/16"X12	2.1/2"X12	23	49	75	29.1
5J-20-12	1.5/8"X12	1.1/16"X12	24.3	50	46	
5J-20-16	1.5/8"X12	1.5/16"X12	24.3	50	46	
5J-20-24S	1.5/8"X12	1.7/8"X12	24.3	44.3	60	19.7
5J-20-32S	1.5/8"X12	2.1/2"X12	24.3	50	75	29.1
5J-24-20	1.7/8"X12	1.5/8"X12	27.5	56	50	

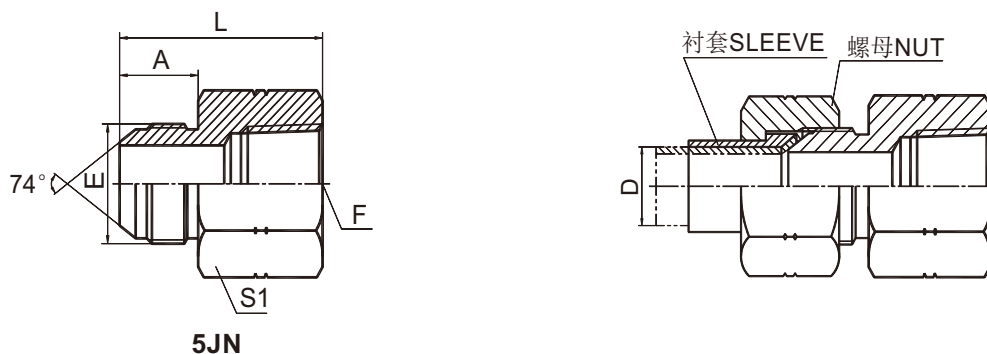
注：螺母及衬套需另行订货。管子直径 D 为公制时，配用螺母及衬套分别选用 NB200、NB500。管子直径为英制时，配用螺母及衬套分别选用 NB200、NB300。

Note: Nut and sleeve should be ordered separately. The nut NB200 and sleeve NB500 is suitable for metric tube, the nut NB200 and sleeve NB300 is suitable for inch tube.

美制JIC 外螺纹74°外锥 / 布锥管内螺纹

JIC MALE 74° CONE / NPT FEMALE

B



5JN

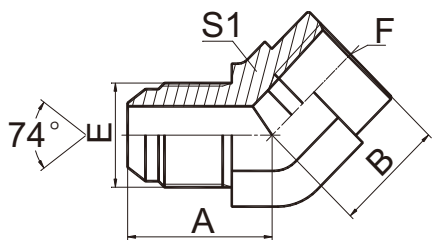
代号 PART NO.	螺纹 THREAD		尺寸 DIMENSIONS		
	E	F	A	L	S1
5JN-04-02	7/16"X20	Z1/8"X27	14	30	17
5JN-04	7/16"X20	Z1/4"X18	14	35.5	19
5JN-05-04	1/2"X20	Z1/4"X18	14	35.3	19
5JN-06-04	9/16"X18	Z1/4"X18	14.1	35.6	19
5JN-06	9/16"X18	Z3/8"X18	14.1	37.1	22
5JN-06-08	9/16"X18	Z1/2"X14	14.1	42.5	30
5JN-08-06	3/4"X16	Z3/8"X18	16.7	39.6	22
5JN-08	3/4"X16	Z1/2"X14	16.7	45.6	30
5JN-08-12	3/4"X16	Z3/4"X14	16.7	45	36
5JN-10-08	7/8"X14	Z1/2"X14	19.3	48	30
5JN-10-12	7/8"X14	Z3/4"X14	19.3	49.7	36
5JN-12-08	1.1/16"X12	Z1/2"X14	21.9	52.1	30
5JN-12	1.1/16"X12	Z3/4"X14	21.9	52.3	36
5JN-16-12	1.5/16"X12	Z3/4"X14	23.1	50	36
5JN-16	1.5/16"X12	Z1"X11.5	23.1	59.7	41
5JN-20	1.5/8"X12	Z1.1/4"X11.5	24.3	61.5	50
5JN-24	1.7/8"X12	Z1.1/2"X11.5	27.5	62.5	60
5JN-32	2.1/2"X12	Z2"X11.5	33.9	70	70

注：螺母及衬套需另行订货。管子直径D为公制时，配用螺母及衬套分别选用NB200、NB500。管子直径为英制时，配用螺母及衬套分别选用NB200、NB300。

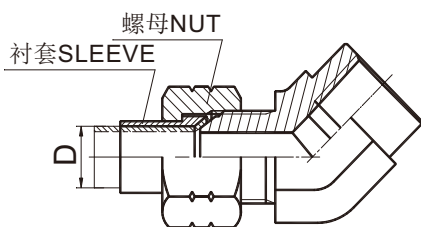
Note: Nut and sleeve should be ordered separately. The nut NB200 and sleeve NB500 is suitable for metric tube, the nut NB200 and sleeve NB300 is suitable for inch tube.

45°JIC 外螺纹 74°外锥 / 布锥管内螺纹
45°JIC MALE 74°CONE/NPT FEMALE

代号 PART NO.	螺纹 THREAD		尺寸 DIMENSIONS		
	E	F	A	B	S1
5JN4-04	7/16"X20	Z1/4"X18	23	20	19
5JN4-06-04	9/16"X18	Z1/4"X18	24	20	19
5JN4-06	9/16"X18	Z3/8"X18	26	19	24
5JN4-08-06	3/4"X16	Z3/8"X18	29.5	19	24
5JN4-08	3/4"X16	Z1/2"X14	29.5	28	30
5JN4-10-08	7/8"X14	Z1/2"X14	33	28	30
5JN4-12	1.1/16"X12	Z3/4"X14	37.5	30	33
5JN4-14-12	1.3/16"X12	Z3/4"X14	38	30	33
5JN4-16	1.5/16"X12	Z1"X11.5	42	37.5	41
5JN4-20	1.5/8"X12	Z1.1/4"X11.5	46	30	48
5JN4-24	1.7/8"X12	Z1.1/2"X11.5	58	36	63



5JN4



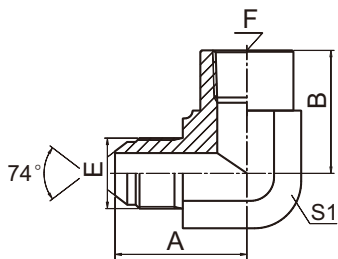
5JN4-RN

注：螺母及衬套需另行订货。管子直径 D 为公制时，配用螺母及衬套分别选用 NB200、NB500。管子直径为英制时，配用螺母及衬套分别选用 NB200、NB300。

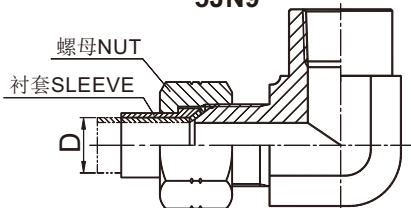
Nut and sleeve should be ordered separately. The nut Nb200 and sleeve NB500 is suitable for metric tube, the nut NB200 and sleeve NB300 is suitable for inch tube.

45°JIC 外螺纹 74°外锥 / 布锥管内螺纹
45°JIC MALE 74°CONE/NPT FEMALE

代号 PART NO.	螺纹 THREAD		尺寸 DIMENSIONS		
	E	F	A	B	S1
5JN9-04-02	7/16"X20	Z1/8"X27	27.5	16.8	16
5JN9-04	7/16"X20	Z1/4"X18	30.9	22.4	19
5JN9-06-04	9/16"X18	Z1/4"X18	31.2	22.4	19
5JN9-06	9/16"X18	Z3/8"X18	33.5	25.9	24
5JN9-08-04	3/4"X16	Z1/4"X18	31.6	22.4	19
5JN9-08	3/4"X16	Z1/2"X14	39.5	31.2	30
5JN9-12-08	1.1/16"X12	Z1/2"X14	46	31.2	30
5JN9-12	1.1/16"X12	Z3/4"X14	48	34.5	33
5JN9-12-16	1.1/16"X12	Z1"X11.5	52.5	41.1	41
5JN9-16-12	1.5/16"X12	Z3/4"X14	49	34.5	33
5JN9-16	1.5/16"X12	Z1"X11.5	55.1	41.1	41
5JN9-20	1.5/8"X12	Z1.1/4"X11.5	59.2	43.2	48
5JN9-24	1.7/8"X12	Z1.1/2"X11.5	73.4	52.8	63



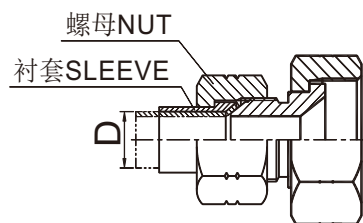
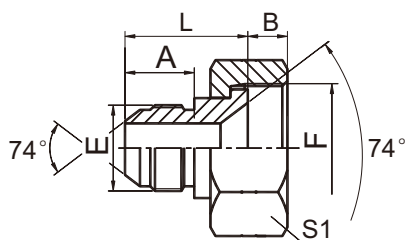
5JN9



注：螺母及衬套需另行订货。管子直径 D 为公制时，配用螺母及衬套分别选用 NB200、NB500。管子直径为英制时，配用螺母及衬套分别选用 NB200、NB300。

Nut and sleeve should be ordered separately. The nut Nb200 and sleeve NB500 is suitable for metric tube, the nut NB200 and sleeve NB300 is suitable for inch tube.

美制JIC 外螺纹 / 美制 JIC 内螺纹
JIC MALE/JIC FEMALE



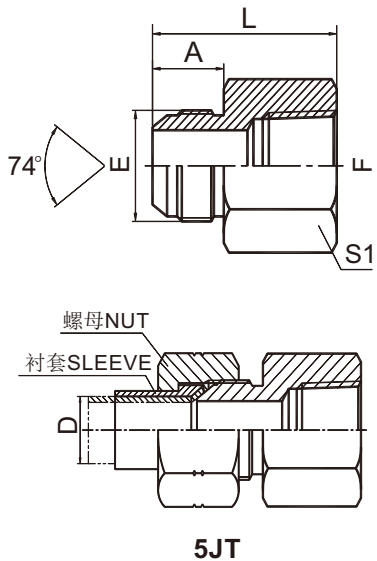
5J-S

代号 PART NO.	螺纹 THREAD		尺寸 DIMENSIONS			
	E	F	A	B	L	S1
5J-04-06S	7/16"X20	9/16"X18	14	9.8	26.2	19
5J-04-08S	7/16"x20	3/4"X16	14	10.9	26.2	24
5J-04-10S	7/16"X20	7/8"X14	14	12.8	28	27
5J-04-12S	7/16"X20	1.1/16"X12	14	15	29.8	32
5J-04-14S	7/16"X20	1.3/16"X12	14	15.2	32.5	36
5J-05-08S	1/2"X20	3/4"X16	14	10.9	26.2	24
5J-05-10S	1/2"X20	7/8"X14	14	12.8	28	27
5J-05-12S	1/2"X20	1.1/16"X12	14	15	29.8	32
5J-06-08S	9/16"X18	3/4"X16	14.1	10.9	26.3	24
5J-06-10S	9/16"X18	7/8"X14	14.1	12.8	28.2	27
5J-06-12S	9/16"X18	1.1/16"X12	14.1	15	30.1	32
5J-06-14S	9/16"X18	1.3/16"X12	14.1	15.2	32.5	36
5J-06-16S	9/16"X18	1.5/16"X12	14.1	15.9	33	38
5J-08-12S	3/4"X16	1.1/16"X12	16.7	15	33.3	32
5J-08-14S	3/4"X16	1.3/16"X12	16.7	15.2	35	36
5J-08-16S	3/4"X16	1.5/16"X12	16.7	15.9	35.6	38
5J-08-20S	3/4"X16	1.5/8"X12	16.7	16.8	35.5	50
5J-10-16S	7/8"X14	1.5/16"X12	19.3	15.9	37.5	38
5J-10-20S	7/8"X14	1.5/8"X12	19.3	16.8	37.9	50
5J-10-24S	7/8"X14	1.7/8"X12	19.3	19.7	42	60
5J-12-16S	1.1/16"X12	1.5/16"X12	22	15.9	40.2	38
5J-12-20S	1.1/16"X12	1.5/8"X12	22	16.8	40.6	50
5J-12-24S	1.1/16"X12	1.7/8"X12	22	19.7	42	60
5J-16-20S	1.5/16"X12	1.5/8"X12	23	16.8	41.8	50
5J-16-24S	1.5/16"X12	1.7/8"X12	23	19.7	43.2	60
5J-16-32S	1.5/16"X12	.1/22"X12	23	29.1	49	75
5J-20-24S	1.5/8"X12	1.7/8"X12	24.3	19.7	44.3	60
5J-20-32S	1.5/8"X12	.1/22"X12	24.3	29.1	50	75

注：螺母及衬套需另行订货。管子直径D为公制时，配用螺母及衬套分别选用NB200、NB500。管子直径为英制时，配用螺母及衬套分别选用NB200、NB300。

Note: Nut and sleeve should be ordered separately. The nut NB200 and sleeve NB500 is suitable for metric tube, the nut NB200 and sleeve NB300 is suitable for inch tube.

美制 JIC 外螺纹74°外锥/英锥管内螺纹
JIC MALE 74° CONE /BSPT FEMALE

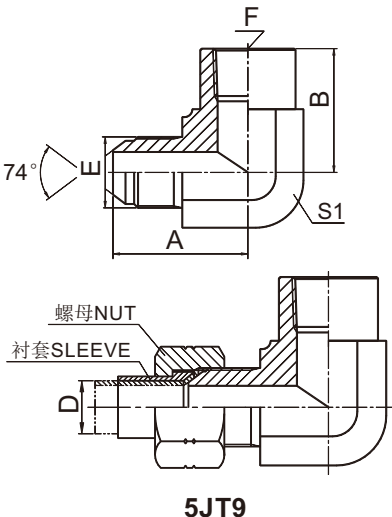


代号 PART NO.	螺纹 THREAD		尺寸 DIMENSIONS		
	E	F	A	L	S1
5JT-04-02	7/16"X20	Rc1/8"X28	14	30	14
5JT-04	7/16"X20	Rc1/4"X19	14	35.5	19
5JT-06-04	9/16"X18	Rc1/4"X19	14	35.5	19
5JT-06	9/16"X18	RC3/8"X19	14	36.5	22
5JT-08-06	3/4"X16	RC3/8"X19	16.7	39.5	22
5JT-08	3/4"X16	Rc1/2"X14	16.7	45.5	27
5JT-10-08	7/8"X14	Rc1/2"X14	19.3	48	27
5JT-12	1.1/16"X12	Rc3/4"X14	22	52.5	36
5JT-16	1.5/16"X12	Rc1"X11	23	59.5	41

注：螺母及衬套需另行订货。管子直径D为公制时，配用螺母及衬套分别选用NB200、NB500。管子直径为英制时，配用螺母及衬套分别选用NB200、NB300。

Note: Nut and sleeve should be ordered separately. The nut NB200 and sleeve NB500 is suitable for metric tube, the nut NB200 and sleeve NB300 is suitable for inch tube.

90° JIC 外螺纹 74° 外锥 / 英锥管内螺纹
90° JIC MALE 74° CONE /BSPT FEMALE



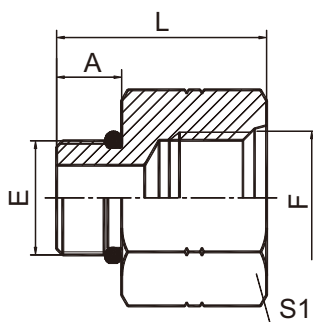
代号 PART NO.	螺纹 THREAD		尺寸 DIMENSIONS		
	E	F	A	B	S1
5JT9-04-02	7/16"x20	Rc1/8"X28	27.5	20	16
5JT9-04	7/16"x20	Rc1/4"X19	30	25	19
5JT9-05-04	1/2"X20	Rc1/4"X19	30	25	19
5JT9-06	9/16"X18	Rc3/8"X19	33.5	27	24
5JT9-06-04	9/16"X18	Rc1/4"X19	30.5	25	19
5JT9-08	3/4"X16	Rc1/2"X14	39.5	31.5	30
5JT9-08-06	3/4"X16	Rc3/8"X19	36	27	24
5JT9-10-08	7/8"X14	Rc1/2"X14	42.5	31.5	30
5JT9-12	1.1/16"X12	Rc3/4"X14	48	37	33
5JT9-12-08	1.1/16"X12	Rc1/2"X14	46.2	31.5	30
5JT9-16	1.5/16"X12	Rc1"X11	54	43	41
5JT9-20	1.5/8"X12	Rc1.1/4"X11	62	46	50
5JT9-24	1.7/8"X12	Rc1.1/2"X11	74.5	55	63

注：螺母及衬套需另行订货。管子直径D为公制时，配用螺母及衬套分别选用NB200、NB500。管子直径为英制时，配用螺母及衬套分别选用NB200、NB300。

Nut and sleeve should be ordered separately. The nut NB200 and sleeve NB500 is suitable for metric tube, the nut NB200 and sleeve NB300 is suitable for inch tube.

美制SAE外螺纹带O形圈轻系列 ISO11926-3 / 美制SAE内螺纹ISO 11926-1

SAE O-RING BOSS L-SERIES ISO 11926-3 / SAE FEMALE ISO 11926-1



50

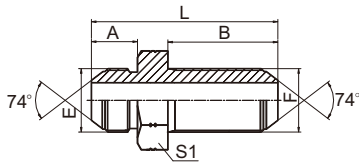
代号 PART NO.	螺纹 THREAD		O形圈 O-RING	尺寸 DIMENSIONS		
	E	F	E端	A	L	S1
5O-04-06	7/16"X20	9/16"X18	O904	9.14	31	22
5O-06-04	9/16"X18	7/16"X20	O906	9.93	28	17
5O-06-08	9/16"X18	3/4"X16	O906	9.93	36	27
5O-08-06	3/4"X16	9/16"X18	O908	11.13	31.5	22
5O-08-10	3/4"X16	7/8"X14	O908	11.13	38	30
5O-08-12	3/4"X16	1.1/16"X12	O908	11.13	36	32
5O-10	7/8"X14	7/8"X14	O910	12.7	38	30
5O-10-06	7/8"X14	9/16"X18	O910	12.7	20.6	27
5O-10-08	7/8"X14	3/4"X16	O910	12.7	35	27
5O-10-12	7/8"X14	1.1/16"X12	O910	12.7	43	36
5O-12-08	1.1/16"X12	3/4"X16	O912	15.09	26	32
5O-12-10	1.1/16"X12	7/8"X14	O912	15.1	40.5	32
5O-12-16	1.1/16"X12	1.5/16"X12	O912	15.1	45	41
5O-14-12	1.3/16"X12	1.1/16"X12	O914	15.1	43	36
5O-16-06	1.5/16"X12	9/16"X18	O916	15.1	26	38
5O-16-10	1.5/16"X12	7/8"X14	O916	15.1	26	38
5O-16-12	1.5/16"X12	1.1/16"X12	O916	15.1	43.5	38
5O-16-14	1.5/16"X12	1.3/16"X12	O916	15.1	43	38
5O-16-20	1.5/16"X12	1.5/8"X12	O916	15.1	46.5	50
5O-20-12	1.5/8"X12	1.1/16"X12	O920	15.1	35	50
5O-20-16	1.5/8"X12	1.5/16"X12	O920	15.1	42	50
5O-20-24	1.5/8"X12	1.7/8"X12	O920	15.1	48	55
5O-24-16	1.7/8"X12	1.5/16"X12	O924	15.1	35	55
5O-24-20	1.7/8"X12	1.5/8"X12	O924	15.1	45	55
5O-32-20	2.1/2"X12	1.5/8"X12	O932	15.1	32	70
5O-32-24	2.1/2"X12	1.7/8"X12	O932	15.1	32	70

注：螺母及衬套需另行订货。管子直径D为公制时，配用螺母及衬套分别选用NB200、NB500。管子直径为英制时，配用螺母及衬套分别选用NB200、NB300。

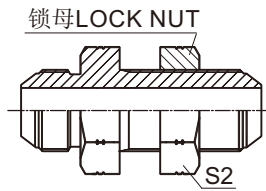
Note: Nut and sleeve should be ordered separately. The nut NB200 and sleeve NB500 is suitable for metric tube, the nut NB200 and sleeve NB300 is suitable for inch tube.

美制 JIC 外螺纹 74° 外锥过板接头
JIC MALE 74° CONE BULKHEAD

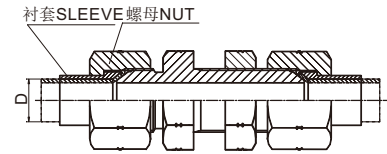
B



6J



6J-LN



代号 PART NO.	螺纹 THREAD		尺寸 DIMENSIONS				
	E	F	A	B	L	S1	S2
6J-02	5/16"X24	5/16"X24	11.4	28.2	47.5	14	14
6J-03	3/8"X24	3/8"X24	12.2	28.2	48.3	16	16
6J-04	7/16"X20	7/16"X20	14	32.5	52.5	17	17
6J-05	1/2"X20	1/2"X20	14	32.5	52.5	19	19
6J-06	9/16"X18	9/16"X18	14.1	32.5	54.5	22	22
6J-06(S19)	9/16"X18	9/16"X18	14.1	32.5	54.5	19	22
6J-08	3/4"X16	3/4"X16	16.7	36.5	61.5	24	24
6J-10	7/8"X14	7/8"X14	19.3	40	69.5	30	30
6J-12	1.1/16"X12	1.1/16"X12	21.9	44.5	78.5	36	36
6J-14	1.3/16"X12	1.3/16"X12	22.6	44.5	79.2	38	38
6J-16	1.5/16"X12	1.5/16"X12	23.1	44.5	79.8	41	41
6J-20	1.5/8"X12	1.5/8"X12	24.3	45.7	84	50	50
6J-24	1.7/8"X12	1.7/8"X12	27.5	46	89.5	55	55
6J-32	2.1/2"X12	2.1/2"X12	33.9	53.1	106.7	70	70

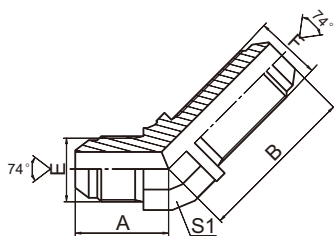
注：如需带锁母订货，则请在代号后加“LN”，如 6J-12LN。螺母及衬套需另行订货，管子直径 D 为公制时，配用螺母及衬套分别选用 NB200、NB500。管子直径为英制时，配用螺母及衬套分别选用 NB200、NB300。

Note: In case if you are interested to order the adapter with lock nut, please insert suffix "LN" after our partno, forexample 6J-12LN. Nut and sleeve should be ordered separately, The nut NB200 and sleeve NB500 is suitable for metric tube, the nut NB200 and sleeve NB300 is suitable for inch tube.

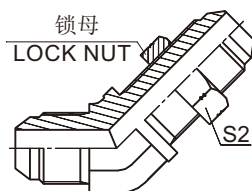
45° JIC 外螺纹 74° 外锥

45° JIC MALE 74° CONE

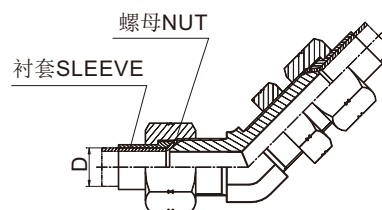
B



6J4



6J4-LN

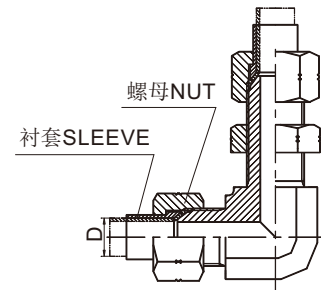
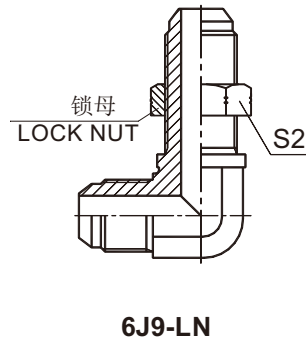
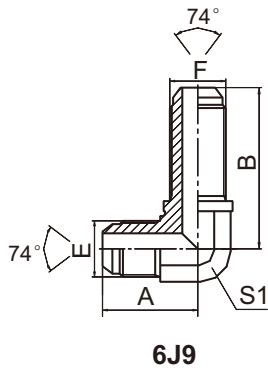


代号 PART NO.	螺纹 THREAD		尺寸 DIMENSIONS			
	E	F	A	B	S1	S2
6J4-04	7/16"X20	7/16"X20	21	38.9	11	17
6J4-05	1/2"X20	1/2"X20	23	42.2	14	19
6J4-06	9/16"X18	9/16"X18	23	42.4	14	22
6J4-08	3/4"X16	3/4"X16	27	49.3	19	24
6J4-10	7/8"X14	7/8"X14	31	55.1	22	30
6J4-12	1.1/16"X12	1.1/16"X12	35	62	27	36
6J4-14	1.3/16"X12	1.3/16"X12	36	63.5	30	38
6J4-16	1.5/16"X12	1.5/16"X12	37.8	65	33	41
6J4-20	1.5/8"X12	1.5/8"X12	42.8	67.3	41	50
6J4-24	1.7/8"X12	1.7/8"X12	48.4	67.8	48	55

注：如需带锁母订货，则请在代号后加“LN”，如 6J4-12LN。螺母及衬套需另行订货，管子直径 D 为公制时，配用螺母及衬套分别选用 NB200、NB500。管子直径为英制时，配用螺母及衬套分别选用 NB200、NB300。

Note: In case if you are interested to order the adaptor with lock nut, please insert suffix "LN" after our partno, for example 6J4-12LN. Nut and sleeve should be ordered separately, The nut NB200 and sleeve NB500 is suitable for metric tube, the nut NB200 and sleeve NB300 is suitable for inch tube.

90° JIC 外螺纹 74°外锥过板接头
90° JIC MALE 74° CONE BULKHEAD

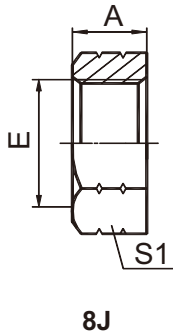


代号 PART NO.	螺纹 THREAD		尺寸 DIMENSIONS			
	E	F	A	B	S1	S2
6J9-04	7/16"X20	7/16"X20	24.5	40.4	11	17
6J9-05	1/2"X20	1/2"X20	26.6	43.7	14	19
6J9-06	9/16"X18	9/16"X18	27.7	46	14	22
6J9-08	3/4"X16	3/4"X16	34.5	53.5	19	24
6J9-10	7/8"X14	7/8"X14	39.6	60.7	22	30
6J9-12	1.1/16"X12	1.1/16"X12	45.2	67.8	27	36
6J9-14	1.3/16"X12	1.3/16"X12	48.2	69.5	30	38
6J9-16	1.5/16"X12	1.5/16"X12	50	71	33	41
6J9-20	1.5/8"X12	1.5/8"X12	57.5	79.2	41	50
6J9-24	1.7/8"X12	1.7/8"X12	63.1	80.9	48	55

注：如需带锁母订货，则请在代号后加“LN”，如 6J9-12LN。螺母及衬套需另行订货，管子直径 D 为公制时，配用螺母及衬套分别选用 NB200、NB500。管子直径为英制时，配用螺母及衬套分别选用 NB200、NB300。

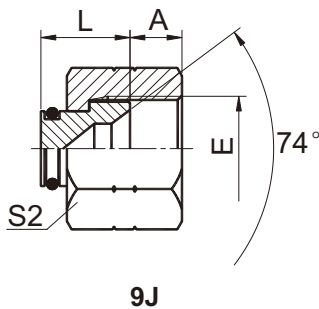
Note: In case if you are interested to order the adapter with lock nut, please insert suffix "LN" after our part no, for example 6J9-12LN. Nut and sleeve should be ordered separately, The nut NB200 and sleeve NB500 is suitable for metric tube, the nut NB200 and sleeve NB300 is suitable for inch tube.

美制 JIC 螺纹锁母
JIC LOCKNUT



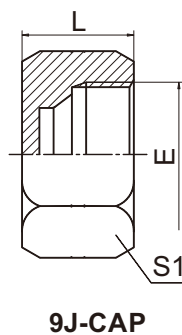
代号 PART NO.	螺纹 THREAD	尺寸 DIMENSIONS	
	E	A	S1
8J-04	7/16"X20	7	17
8J-05	1/2"X20	7	19
8J-06	9/16"X18	7	22
8J-08	3/4"X16	8	24
8J-10	7/8"X14	9	30
8J-12	1.1/16"X12	10.5	36
8J-14	1.3/16"X12	10.5	38
8J-16	1.5/16"X12	10.5	41
8J-20	1.5/8"X12	10.5	50
8J-24	1.7/8"X12	10.5	55
8J-32	.1/22"X12	10.5	70

美制 JIC 内螺纹 74°内锥堵头
JIC FEMALE 74°SEAT PLUG



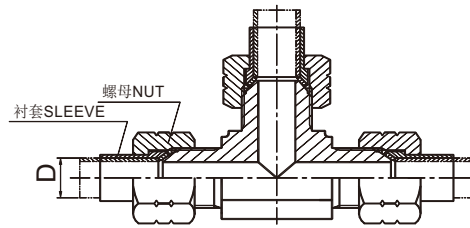
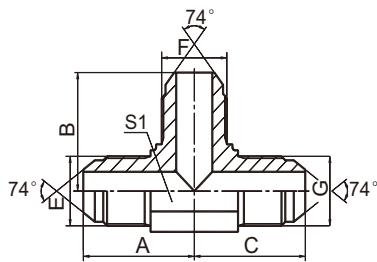
代号 PART NO.	螺纹 THREAD	尺寸 DIMENSIONS		
	E	A	L	S2
9J-03	3/8"X24	8	10.5	14
9J-04	7/16"X20	9	10.5	15
9J-05	1/2"X20	9.5	11	17
9J-06	9/16"X18	10.5	11	19
9J-08	3/4"X16	11	13	24
9J-10	7/8"X14	13	13.5	27
9J-12	1.1/16"X12	15	15	32
9J-14	1.3/16"X12	15	15	36
9J-16	1.5/16"X12	16	15.5	41
9J-20	1.5/8"X12	17	18.5	50
9J-24	1.7/8"X12	20	19	55
9J-32	2.1/2"X12	23.5	20.5	75

JIC 74° 内螺纹堵头
JIC 74° FEMALE PLUG



代号 PART NO.	螺纹 THREAD	尺寸 DIMENSIONS	
	E	L	S1
9J-04CAP	7/16"X20	15.1	15
9J-10CAP	7/8"X14	21.4	27
9J-05CAP	1/2"X20	15.5	17
9J-06CAP	9/16"X18	15.9	19
9J-08CAP	3/4"X16	19	24
9J-12CAP	1.1/16"X12	23	32
9J-20CAP	1.5/8"X12	27	50
9J-24CAP	1.7/8"X12	30.2	60
9J-32CAP	2.1/2"X12	36.5	75
9J-16CAP	1.5/16"X12	25.8	41

美制JIC 外螺纹 74° 外锥
JIC MALE 74° CONE



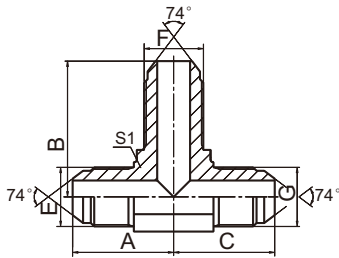
AJ

代号 PART NO.	螺纹 THREAD			尺寸 DIMENSIONS			
	E	F	G	A	B	C	S1
AJ-02	5/16"X24	5/16"X24	5/16"X24	21	21	21	11
AJ-03	3/8"X24	3/8"X24	3/8"X24	22	22	22	11
AJ-04	7/16"X20	7/16"X20	7/16"X20	24.5	24.5	24.5	11
AJ-04-06-04	7/16"X20	9/16"X18	7/16"X20	26.6	26.9	26.6	14
AJ-05-04-05	1/2"X20	7/16"X20	1/2"X20	26	26.6	26	14
AJ-05	1/2"X20	1/2"X20	1/2"X20	26	26	26	14
AJ-06-04-06	9/16"X18	7/16"X20	9/16"X18	26.9	26.6	26.9	14
AJ-06	9/16"X18	9/16"X18	9/16"X18	26.9	26.9	26.9	14
AJ-06-08-06	9/16"X18	3/4"X16	9/16"X18	30	32	30	19
AJ-08	3/4"X16	3/4"X16	3/4"X16	32	32	32	19
AJ-08-06-06	3/4"X16	9/16"X18	9/16"X18	32	30	30	19
AJ-08-06-08	3/4"X16	9/16"X18	3/4"X16	32	30	32	19
AJ-08-10-08	3/4"X16	7/8"X14	3/4"X16	34.8	37.8	34.8	22
AJ-08-12-08	3/4"X16	1.1/16"X12	3/4"X16	37.9	44.2	37.9	27
AJ-10	7/8"X14	7/8"X14	7/8"X14	37.8	37.8	37.8	22
AJ-10-08-08	7/8"X14	3/4"X16	3/4"X16	37.8	34.8	34.8	22
AJ-10-08-10	7/8"X14	3/4"X16	7/8"X14	37.8	34.8	37.8	22
AJ-10-12-10	7/8"X14	1.1/16"X12	7/8"X14	41	44.2	41	27
AJ-12	1.1/16"X12	1.1/16"X12	1.1/16"X12	44.2	44.2	44.2	27
AJ-12-08-12	1.1/16"X12	3/4"X16	1.1/16"X12	44.2	37.9	44.2	27
AJ-12-10-12	1.1/16"X12	7/8"X14	1.1/16"X12	44.2	41	44.2	27
AJ-12-16-12	1.1/16"X12	1.5/16"X12	1.1/16"X12	48	49	48	33
AJ-14	1.3/16"X12	1.3/16"X12	1.3/16"X12	47.5	47.5	47.5	30
AJ-16	1.5/16"X12	1.5/16"X12	1.5/16"X12	49	49	49	33
AJ-16-12-16	1.5/16"X12	1.1/16"X12	1.5/16"X12	49	48	49	33
AJ-20	1.5/8"X12	1.5/8"X12	1.5/8"X12	56.5	56.5	56.5	41
AJ-20-16-20	1.5/8"X12	1.5/16"X12	1.5/8"X12	56.5	54	56.5	41
AJ-24	1.7/8"X12	1.7/8"X12	1.7/8"X12	63	63	63	48
AJ-32	2.1/2"X12	2.1/2"X12	2.1/2"X12	78	78	78	63

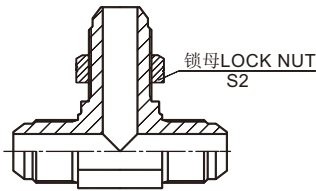
注：螺母及衬套需另行订货。管子直径 D 为公制时，配用螺母及衬套分别选用 NB200、NB500。管子直径为英制时，配用螺母及衬套分别选用 NB200、NB300。

Nut and sleeve should be ordered separately. The nut NB200 and sleeve NB500 is suitable for metric tube, the nut NB200 and sleeve NB300 is suitable for inch tube.

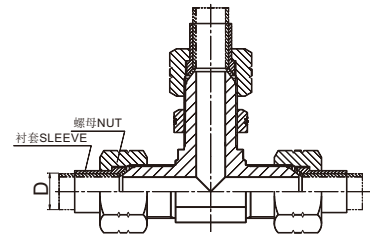
JIC 外螺纹 74° 外锥
JIC MALE 74° CONE



AJ6JJ



AJ6JJ-LN



代号 PART NO.	螺纹 THREAD			尺寸 DIMENSIONS				
	E	F	G	A	B	C	S1	S2
AJ6JJ-04	7/16"X20	7/16"X20	7/16"X20	24.5	40.4	24.5	11	17
AJ6JJ-04-06-04	7/16"X20	9/16"X18	7/16"X20	26.4	46	26.4	14	22
AJ6JJ-05	1/2"X20	1/2"X20	1/2"X20	26.6	43.7	26.6	14	19
AJ6JJ-06	9/16"X18	9/16"X18	9/16"X18	26.9	46	26.9	14	22
AJ6JJ-08	3/4"X16	3/4"X16	3/4"X16	32	53.5	32	19	24
AJ6JJ-10	7/8"X14	7/8"X14	7/8"X14	37.8	60.7	37.8	22	30
AJ6JJ-12	1.1/16"X12	1.1/16"X12	1.1/16"X12	44.2	67.8	44.2	27	36
AJ6JJ-14	1.3/16"X12	1.3/16"X12	1.3/16"X12	46.2	71	46.2	30	38
AJ6JJ-16	1.5/16"X12	1.5/16"X12	1.5/16"X12	49	71	49	33	41
AJ6JJ-20	1.5/8"X12	1.5/8"X12	1.5/8"X12	55.3	79.2	55.3	41	50
AJ6JJ-24	1.7/8"X12	1.7/8"X12	1.7/8"X12	63.5	86.9	63.5	48	55

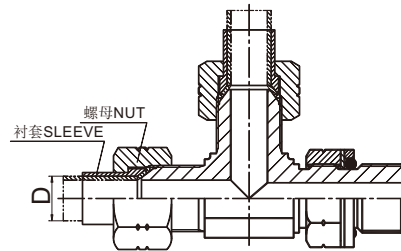
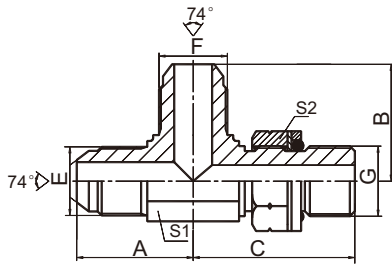
注：如需带锁母订货，则请在代号后加“LN”，如 AJ6JJ-12LN。螺母及衬套需另行订货，管子直径 D 为公制时，配用螺母及衬套分别选用 NB200、NB500。管子直径为英制时，配用螺母及衬套分别选用 NB200、NB300。

Note: In case if you are interested to order the adaptor with lock nut, please insert suffix "LN" after our partno, for example AJ6JJ-12LN. Nut and sleeve should be ordered separately, The nut NB200 and sleeve Nb500 is suitable for metric tube, the nut NB200 and sleeve NB300 is suitable for inch tube.

B

JIC 外螺纹 / JIC 外螺纹 / 英管外螺纹 O 形圈
JIC MALE/JIC MALE/BSP MALE O-RING

B



AJJG-OG

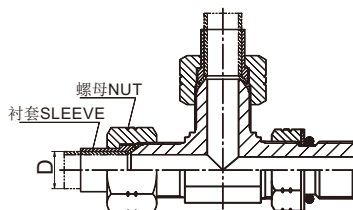
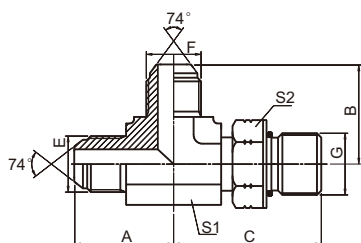
代号 PART NO.	螺纹 THREAD			O形圈 O-RING	尺寸 DIMENSIONS				
	E	F	G	G端	A	B	C	S1	S2
AJJG-04OG	7/16"X20	7/16"X20	G1/4"X19	10.77X2.62	26.6	26.5	31.9	14	19
AJJG-05-05-04OG	1/2"X20	1/2"X20	G1/4"X19	10.77X2.62	26.6	26.6	31.3	14	19
AJJG-05-06-04OG	1/2"X20	9/16"X18	G1/4"X19	10.77X2.62	26.6	26.9	31.3	14	19
AJJG-06OG	9/16"X18	9/16"X18	G3/8"X19	13.94X2.62	28.5	28.5	36.8	16	22
AJJG-06-06-04OG	9/16"X18	9/16"X18	G1/4"X19	10.77X2.62	26.9	26.9	31.3	14	19
AJJG-08-08-06OG	3/4"X16	3/4"X16	G3/8"X19	13.94X2.62	32	32	36.8	19	22
AJJG-08OG	3/4"X16	3/4"X16	G1/2"X14	17.12X2.62	35	35	43.2	22	27
AJJG-10-10-08OG	7/8"X14	7/8"X14	G1/2"X14	17.12X2.62	37.8	37.8	44	22	27
AJJG-12OG	1.1/16"X12	1.1/16"X12	G3/4"X14	23.47X2.62	44	44	49.5	27	32
AJJG-16OG	1.5/16"X12	1.5/16"X12	G1"X11	29.74X3.53	48.8	48.8	53	33	41

注：螺母及衬套需另行订货。管子直径 D 为公制时，配用螺母及衬套分别选用 NB200、NB500。管子直径为英制时，配用螺母及衬套分别选用 NB200、NB300。

Nut and sleeve should be ordered separately. The nut NB200 and sleeve NB500 is suitable for metric tube, the nut NB200 and sleeve NB300 is suitable for inch tube.

JIC 外螺纹 /JIC 外螺纹 /SAE 外螺纹 O 形圈

JIC MALE/JIC MALE/SAE O-RING BOSS



AJJO-OG

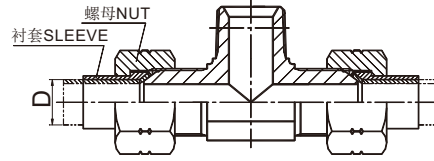
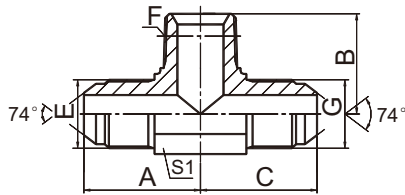
代号 PART NO.	螺纹 THREAD			O形圈 O-RING	尺寸 DIMENSIONS				
	E	F	G	G端	A	B	C	S1	S2
AJJO-02OG	5/16"X24	5/16"X24	5/16"X24	6.07X1.63	23	21	21	11	12
AJJO-03OG	3/8"X24	3/8"X24	3/8"X24	7.65X1.63	23	22	22	11	14
AJJO-04OG	7/16"X20	7/16"X20	7/16"X20	8.92X1.83	24.5	24.5	27.2	11	17
AJJO-04-04-06OG	7/16"X20	7/16"X20	9/16"X18	11.89X1.98	26.6	26.6	31.8	14	19
AJJO-05OG	1/2"X20	1/2"X20	1/2"X20	10.52X1.83	26.6	26.6	29	14	17
AJJO-05-05-04OG	1/2"X20	1/2"X20	7/16"X20	8.92X1.83	26.6	26.6	30	14	17
AJJO-06OG	9/16"X18	9/16"X18	9/16"X18	11.89X1.98	26.9	26.9	31.8	14	19
AJJO-06-06-04OG	9/16"X18	9/16"X18	7/16"X20	8.92X1.83	26.9	26.9	30	14	17
AJJO-06-06-05OG	9/16"X18	9/16"X18	1/2"X20	10.52X1.83	26.9	26.9	30	14	17
AJJO-06-06-08OG	9/16"X18	9/16"X18	3/4"X16	16.36X2.21	30	30	37.5	19	24
AJJO-08OG	3/4"X16	3/4"X16	3/4"X16	16.36X2.21	33	33	36.8	19	24
AJJO-08-08-06OG	3/4"X16	3/4"X16	9/16"X18	11.89X1.98	32	32	33.5	19	19
AJJO-08-08-10OG	3/4"X16	3/4"X16	7/8"X14	19.18X2.46	34.8	34.8	44	22	27
AJJO-10OG	7/8"X14	7/8"X14	7/8"X14	19.18X2.46	37.8	37.8	44	22	27
AJJO-10-10-08OG	7/8"X14	7/8"X14	3/4"X16	16.36X2.21	37.8	37.8	39.5	22	24
AJJO-12OG	1.1/16"X12	1.1/16"X12	1.1/16"X12	23.47X2.95	44.2	44.2	51	27	32
AJJO-12-12-08OG	1.1/16"X12	1.1/16"X12	3/4"X16	16.36X2.21	44.2	44.2	43	27	24
AJJO-12-12-10OG	1.1/16"X12	1.1/16"X12	7/8"X14	19.18X2.46	44.2	44.2	49	27	27
AJJO-14OG	1.3/16"X12	1.3/16"X12	1.3/16"X12	26.62X2.95	47.5	47.5	53	30	36
AJJO-16OG	1.5/16"X12	1.5/16"X12	1.5/16"X12	29.74X2.95	48.8	48.8	54.5	33	41
AJJO-16-16-12OG	1.5/16"X12	1.5/16"X12	1.1/16"X12	23.47X2.95	48.8	48.8	53.5	33	32
AJJO-20OG	1.5/8"X12	1.5/8"X12	1.5/8"X12	37.46X3.00	55.3	55.3	59	41	50
AJJO-24OG	1.7/8"X12	1.7/8"X12	1.7/8"X12	43.69X3.00	62.5	62.5	63	48	55
AJJO-32OG	2.1/2"X12	2.1/2"X12	2.1/2"X12	59.36X3.00	78	78	79	63	70

注：螺母及衬套需另行订货。管子直径 D 为公制时，配用螺母及衬套分别选用 NB200、NB500。管子直径为英制时，配用螺母及衬套分别选用 NB200、NB300。

Nut and sleeve should be ordered separately. The nut NB200 and sleeve NB500 is suitable for metric tube, the nut NB200 and sleeve NB300 is suitable for inch tube.

JIC 外螺纹 / 布锥管外螺纹 / JIC 外螺纹
JIC MALE/NPT MALE/JIC MALE

B



AJNJ

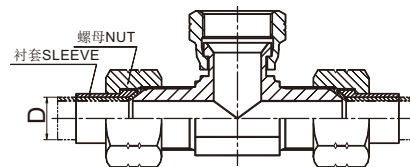
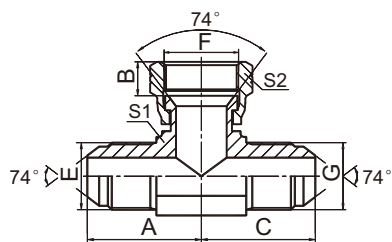
代号 PART NO.	螺 纹 THREAD			尺 寸 DIMENSIONS			
	E	F	G	A	B	C	S1
AJNJ-02	5/16"X24	Z1/8"X27	5/16"X24	21	21	21	11
AJNJ-03-02-03	3/8"X24	Z1/8"X27	3/8"X24	22	21	22	11
AJNJ-04	7/16"X20	Z1/4"X18	7/16"X20	26.6	25.5	26.6	14
AJNJ-04-02-04	7/16"X20	Z1/8"X27	7/16"X20	24.5	21	24.5	11
AJNJ-05-02-05	1/2"X20	Z1/8"X27	1/2"X20	26.6	23.5	26.6	14
AJNJ-05-04-05	1/2"X20	Z1/4"X18	1/2"X20	26.6	25.5	26.6	14
AJNJ-06	9/16"X18	Z3/8"X18	9/16"X18	30	31	30	19
AJNJ-06-04-06	9/16"X18	Z1/4"X18	9/16"X18	26.9	25.5	26.9	14
AJNJ-06-08-06	9/16"X18	Z1/2"X14	9/16"X18	32	36.7	32	22
AJNJ-08	3/4"X16	Z1/2"X14	3/4"X16	34.8	37.3	34.8	22
AJNJ-08-06-08	3/4"X16	Z3/8"X18	3/4"X16	32	31	32	19
AJNJ-10-08-10	7/8"X14	Z1/2"X14	7/8"X14	37.8	36.7	37.8	22
AJNJ-12	1.1/16"X12	Z3/4"X14	1.1/16"X12	44.2	44	44.2	27
AJNJ-16	1.5/16"X12	Z1"X11.5	1.5/16"X12	49	50	49	33
AJNJ-20	1.5/8"X12	Z1.1/4"X11.5	1.5/8"X12	55.5	54.5	55.5	41
AJNJ-24	1.7/8"X12	Z1.1/2"X11.5	1.7/8"X12	62.5	63	62.5	48

注：螺母及衬套需另行订货。管子直径D为公制时，配用螺母及衬套分别选用NB200、NB500。管子直径为英制时，配用螺母及衬套分别选用NB200、NB300。

Nut and sleeve should be ordered separately. The nut NB200 and sleeve NB500 is suitable for metric tube, the nut NB200 and sleeve NB300 is suitable for inch tube.

美制JIC 外螺纹 / 美制 JIC 内螺纹 / 美制 JIC 外螺纹

JIC MALE /JIC FEMALE/JIC MALE



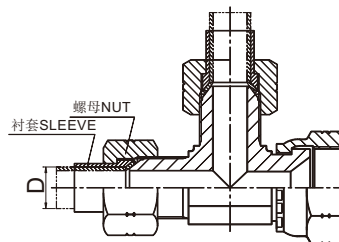
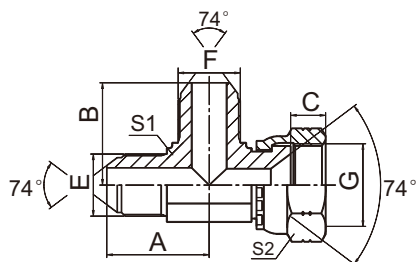
BJ

代号 PART NO.	螺 纹 THREAD			尺 寸 DIMENSIONS				
	E	F	G	A	B	C	S1	S2
BJ-04	7/16"X20	7/16"X20	7/16"X20	24.5	9	24.5	11	15
BJ-05	1/2"X20	1/2"X20	1/2"X20	26.5	9.5	26.5	14	17
BJ-06	9/16"X18	9/16"X18	9/16"X18	26.9	10.5	26.9	14	19
BJ-08	3/4"X16	3/4"X16	3/4"X16	32	11	32	19	24
BJ-10	7/8"X14	7/8"X14	7/8"X14	37.8	14	37.8	22	27
BJ-12	1.1/16"X12	1.1/16"X12	1.1/16"X12	44.2	15	44.2	27	32
BJ-14	1.3/16"X12	1.3/16"X12	1.3/16"X12	47.5	15	47.5	30	36
BJ-16	1.5/16"X12	1.5/16"X12	1.5/16"X12	49	16	49	33	41
BJ-20	1.5/8"X12	1.5/8"X12	1.5/8"X12	56	17	56	41	50
BJ-24	1.7/8"X12	1.7/8"X12	1.7/8"X12	63.5	20	63.5	48	55
BJ-32	2.1/2"X12	2.1/2"X12	2.1/2"X12	78	24.5	78	63	75

注：螺母及衬套需另行订货。管子直径 D 为公制时，配用螺母及衬套分别选用 NB200、NB500。管子直径为英制时，配用螺母及衬套分别选用 NB200、NB300。

Nut and sleeve should be ordered separately. The nut NB200 and sleeve NB500 is suitable for metric tube, the nut NB200 and sleeve NB300 is suitable for inch tube.

美制JIC 外螺纹 / 美制 JIC 外螺纹 / 美制 JIC 内螺纹
JIC MALE/JIC MALE/JIC FEMALE



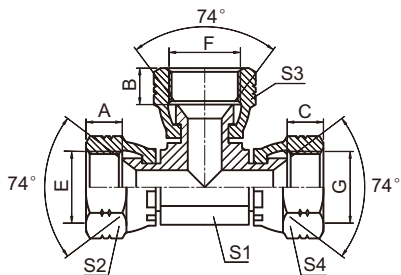
CJ

代号 PART NO.	螺 纹 THREAD			尺 寸 DIMENSIONS				
	E	F	G	A	B	C	S1	S2
CJ-04	7/16"X20	7/16"X20	7/16"X20	24.5	24.5	9	11	15
CJ-05	1/2"X20	1/2"X20	1/2"X20	26.6	26.6	9.5	14	17
CJ-06	9/16"X18	9/16"X18	9/16"X18	26.9	26.9	10.5	14	19
CJ-08	3/4"X16	3/4"X16	3/4"X16	32	32	9.5	19	24
CJ-10	7/8"X14	7/8"X14	7/8"X14	37.8	37.8	13	22	27
CJ-10-08-10	7/8"X14	7/8"X14	7/8"X14	37.8	34.8	13	22	27
CJ-12	1.1/16"X12	1.1/16"X12	1.1/16"X12	44.2	44.2	15	27	32
CJ-12-08-12	1.1/16"X12	1.1/16"X12	1.1/16"X12	44.2	37.9	15	27	32
CJ-14	1.3/16"X12	1.3/16"X12	1.3/16"X12	47.5	47.5	15	30	36
CJ-16	1.5/16"X12	1.5/16"X12	1.5/16"X12	49	49	16	33	41
CJ-20	1.5/8"X12	1.5/8"X12	1.5/8"X12	55.5	55.5	17	41	50
CJ-24	1.7/8"X12	1.7/8"X12	1.7/8"X12	63	63	20	48	55
CJ-32	2.1/2"X12	2.1/2"X12	2.1/2"X12	78	78	24.5	63	75

注：螺母及衬套需另行订货。管子直径D为公制时，配用螺母及衬套分别选用NB200、NB500。管子直径为英制时，配用螺母及衬套分别选用NB200、NB300。

Nut and sleeve should be ordered separately. The nut NB200 and sleeve NB500 is suitable for metric tube, the nut NB200 and sleeve NB300 is suitable for inch tube.

美制 JIC 内螺纹 74° 内锥
JIC FEMALE 74° SEAT



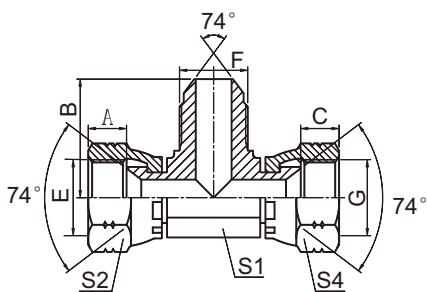
DJ

代号 PART NO.	螺纹 THREAD			尺寸 DIMENSIONS		
	E	F	G	A,B,C	S1	S2,S3,S4
DJ-04	7/16"X20	7/16"X20	7/16"X20	9	11	15
DJ-05	1/2"X20	1/2"X20	1/2"X20	9.5	11	17
DJ-06	9/16"X18	9/16"X18	9/16"X18	10.5	14	19
DJ-08	3/4"X16	3/4"X16	3/4"X16	11	16	24
DJ-10	7/8"X14	7/8"X14	7/8"X14	13	22	27
DJ-12	1.1/16"X12	1.1/16"X12	1.1/16"X12	15	24	32
DJ-16	1.5/16"X12	1.5/16"X12	1.5/16"X12	16	33	41

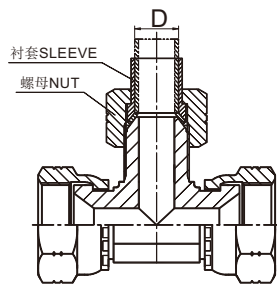
注：螺母及衬套需另行订货。管子直径D为公制时，配用螺母及衬套分别选用NB200、NB500。管子直径为英制时，配用螺母及衬套分别选用NB200、NB300。

Note: Nut and sleeve should be ordered separately. The nut NB200 and sleeve NB500 is suitable for metric tube, the nut NB200 and sleeve NB300 is suitable for inch tube.

美制 JIC 内螺纹 / 美制 JIC 外螺纹 / 美制 JIC 内螺纹
JIC FEMALE/JIC MALE/JIC FEMALE



EJ



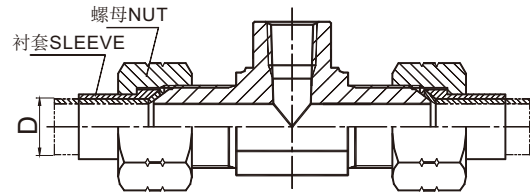
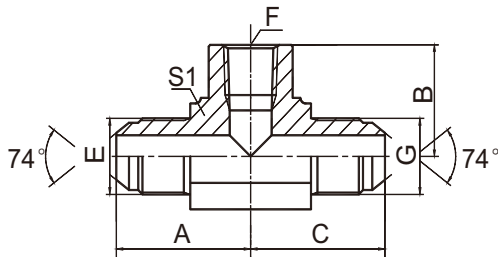
代号 PART NO.	螺纹 THREAD			尺寸 DIMENSIONS			
	E	F	G	A, C	B	S1	S2,S4
EJ-04	7/16"X20	7/16"X20	7/16"X20	9	24.5	11	15
EJ-06	9/16"X18	9/16"X18	9/16"X18	10.5	26.9	14	19
EJ-08	3/4"X16	3/4"X16	3/4"X16	11	32	19	24
EJ-10	7/8"X14	7/8"X14	7/8"X14	13	37.8	22	27
EJ-12	1.1/16"X12	1.1/16"X12	1.1/16"X12	15	44.2	24	32
EJ-16	1.5/16"X12	1.5/16"X12	1.5/16"X12	16	49	33	41
EJ-20	1.5/8"X12	1.5/8"X12	1.5/8"X12	17	56.5	41	50
EJ-24	1.7/8"X12	1.7/8"X12	1.7/8"X12	20	63	48	55

注：螺母及衬套需另行订货。管子直径D 为公制时，配用螺母及衬套分别选用NB200、NB500。管子直径为英制时，配用螺母及衬套分别选用NB200、NB300。

Nut and sleeve should be ordered separately. The nut NB200 and sleeve NB500 is suitable for metric tube, the nut NB200 and sleeve NB300 is suitable for inch tube.

JIC外螺纹/布锥管内螺纹/JIC外螺纹
JIC MALE/NPT FEMALE/JIC MALE

B



KJNJ

代号 PART NO.	螺纹 THREAD			尺寸 DIMENSIONS			
	E	F	G	A	B	C	S1
KJNJ-04	7/16"X20	Z1/4"X18	7/16"X20	29.5	22.4	29.5	19
KJNJ-04-02-04	7/16"X20	Z1/8"X27	7/16"X20	26.5	16.8	26.5	16
KJNJ-05-02-05	1/2"X20	Z1/8"X27	1/2"X20	27.5	16.8	27.5	16
KJNJ-05-04-05	1/2"X20	Z1/4"X18	1/2"X20	29.5	22.4	29.5	19
KJNJ-06	9/16"X18	Z3/8"X18	9/16"X18	33.5	25.9	33.5	24
KJNJ-06-04-06	9/16"X18	Z1/4"X18	9/16"X18	30	22.4	30	19
KJNJ-08	3/4"X16	Z1/2"X14	3/4"X16	39.5	31.2	39.5	30
KJNJ-08-04-08	3/4"X16	Z1/4"X18	3/4"X16	31.6	22.4	32	19
KJNJ-08-06-08	3/4"X16	Z3/8"X18	3/4"X16	36	25.9	36	24
KJNJ-10-08-10	7/8"X14	Z1/2"X14	7/8"X14	42.5	31.2	42.5	30
KJNJ-10-12-10	7/8"X14	Z3/4"X14	7/8"X14	44.5	34.5	44.5	33
KJNJ-12	1.1/16"X12	Z3/4"X14	1.1/16"X12	48	34.5	48	33
KJNJ-12-08-12	1.1/16"X12	Z1/2"X14	1.1/16"X12	46	31.2	46	30
KJNJ-14-12-14	1.3/16"X12	Z3/4"X14	1.3/16"X12	48.5	34.5	48.5	33
KJNJ-16	1.5/16"X12	Z1"X11.5	1.5/16"X12	54	41.1	54	41
KJNJ-16-12-16	1.5/16"X12	Z3/4"X14	1.5/16"X12	49	34.5	49	33
KJNJ-20	1.5/8"X12	Z1.1/4"X11.5	1.5/8"X12	59.4	43.2	59.4	48
KJNJ-24	1.7/8"X12	Z1.1/2"X11.5	1.7/8"X12	73.4	52.8	73.4	63

注：螺母及衬套需另行订货。管子直径D为公制时，配用螺母及衬套分别选用NB200、NB500。管子直径为英制时，配用螺母及衬套分别选用NB200、NB300。

Nut and sleeve should be ordered separately. The nut NB200 and sleeve NB500 is suitable for metric tube, the nut NB200 and sleeve NB300 is suitable for inch tube.



宁波鑫都液压机械有限公司
NINGBO XINDU HYDRAULIC MACHINERY CO.,LTD.

地址:浙江省慈溪市胜山镇富民路184号

Add:No.184Fumin Road,Shengshan,Cixi,Zhejiang,China

电话(TEL):+86-574-63545228 传真(FAX):+86-574-63529268

邮箱(E-Mail):sales@nxbdjt.com

网址(URL):www.nxbdjt.com
